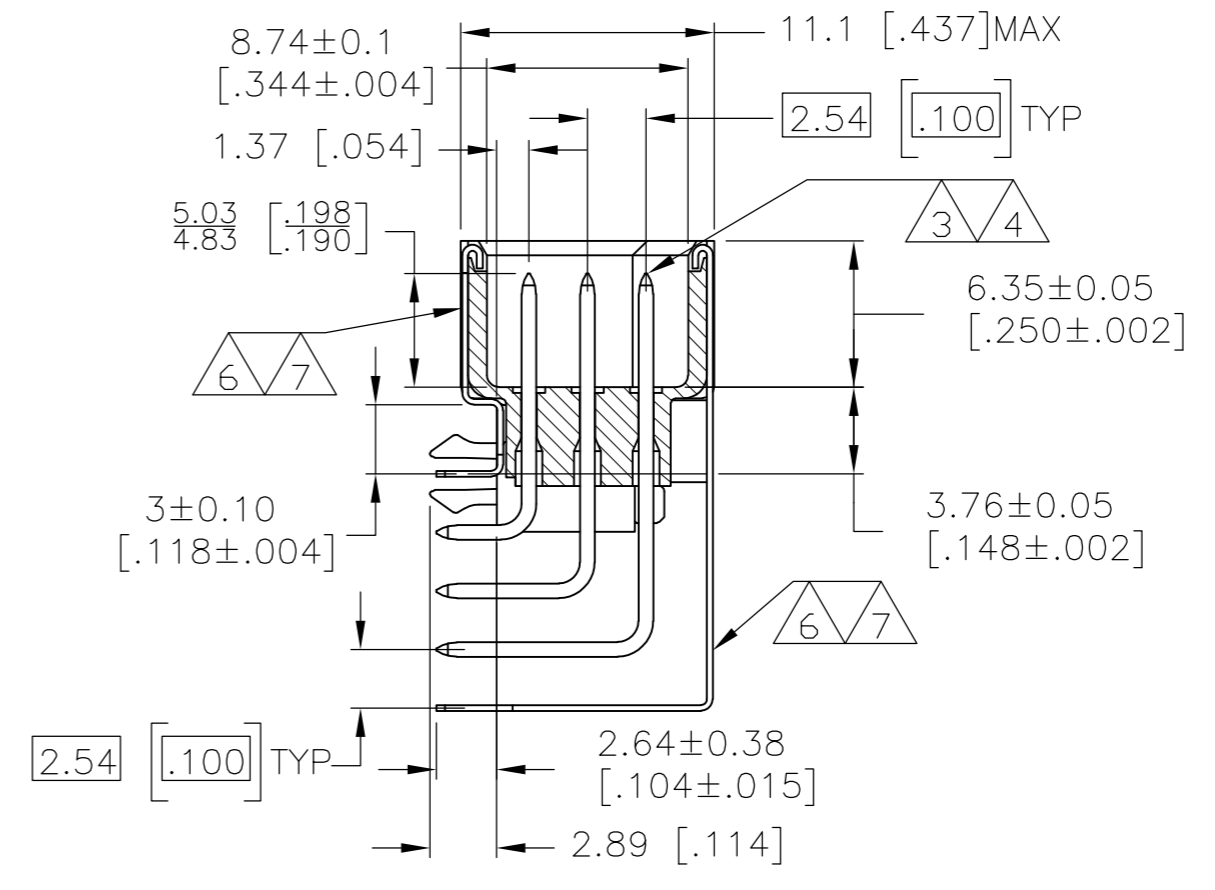
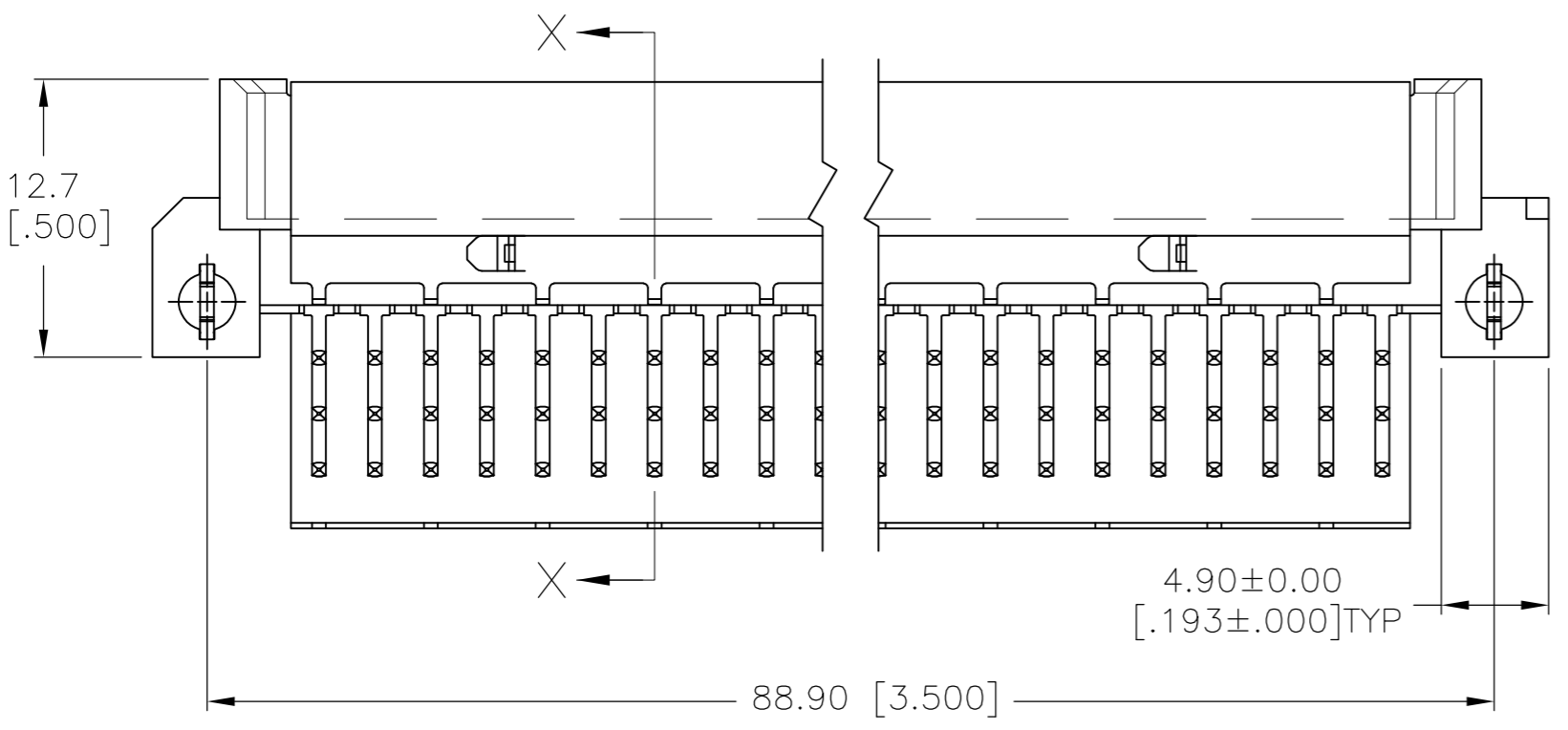
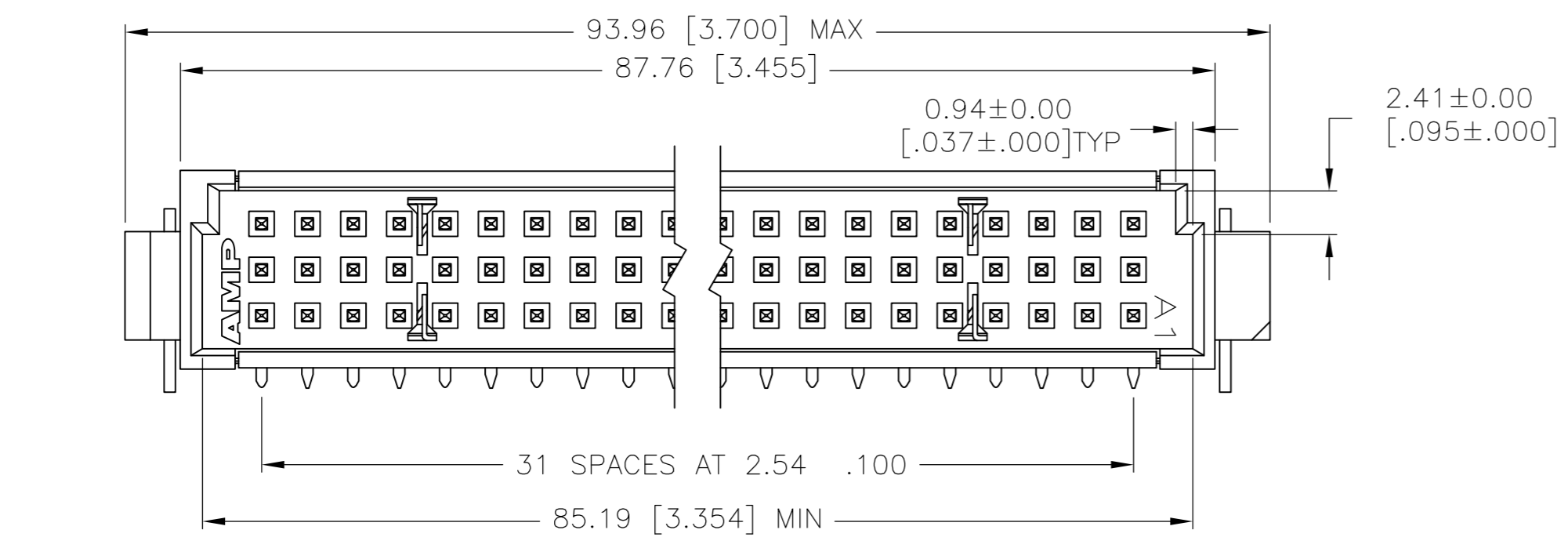


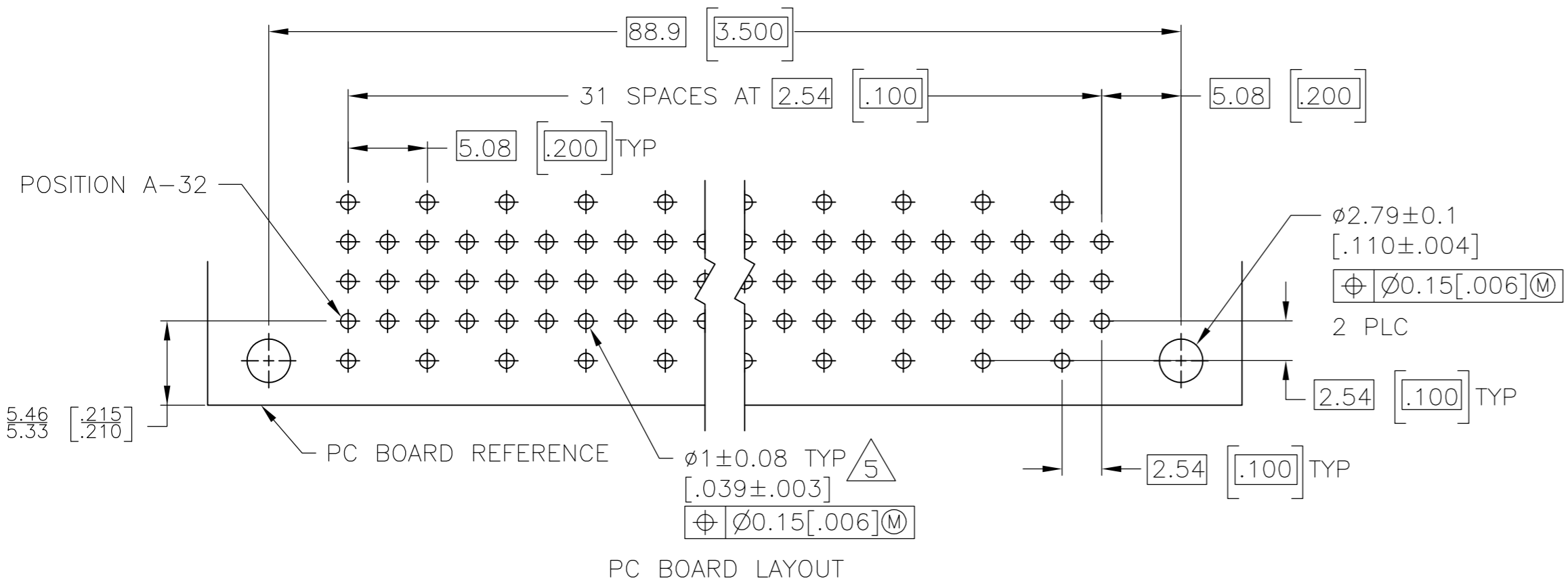
THIS DRAWING IS UNPUBLISHED. RELEASED FOR PUBLICATION
 © COPYRIGHT BY TYCO ELECTRONICS CORPORATION. ALL RIGHTS RESERVED.

LOC	DIST	REVISIONS					
AD	25	P	LTR	DESCRIPTION	DATE	DWN	APVD
		F		REVISED PER ECO-07-007578	26APR07	DH	DB

- 1 HOUSING MATERIAL: HIGH TEMPERATURE, GLASS-FILLED POLYMER
COLOR: GRAY OR WHITE
- 2 POST AND GROUND PLATE MATERIAL: BRASS.
- 3 POST FINISH: DIN 41612 CLASS 2 IN CONTACT AREA.
TIN-LEAD PLATE ON POSTS.
- 4 POST FINISH: DIN 41612 CLASS 3 IN CONTACT AREA.
TIN-LEAD PLATE ON POSTS.
- 5 RECOMMENDED HOLE SIZE FOR MANUAL APPLICATION OF
CONNECTOR ONTO PC BOARD.
- 6 GROUND PLATE FINISH: DIN 41612 CLASS 2 IN CONTACT AREA.
TIN-LEAD PLATE ON POSTS.
- 7 GROUND PLATE FINISH: DIN 41612 CLASS 3 IN CONTACT AREA.
TIN-LEAD PLATE ON POSTS.
- 8 MOLD REVISION DATE CODE MOLDED IN THIS AREA.



SECTION X-X



PC BOARD LAYOUT

OBSOLETE	4 7	536148-9
	3 6	536148-5
	FINISH	ASSY PART NUMBER

THIS DRAWING IS A CONTROLLED DOCUMENT.		DWN L. BRINER 2/24/92	Tyco Electronics Corporation Harrisburg, PA 17105-3608	
DIMENSIONS: mm [INCHES]		CHK D.C. RUBENDALL 3/8/92		
TOLERANCES UNLESS OTHERWISE SPECIFIED:		APVD D.C. RUBENDALL 3/8/92	NAME	
0 PLC ± -	1 PLC ± -	PRODUCT SPEC	PIN ASSEMBLY, ENHANCED EUROCARD WITH TWO EXTERNAL PLATES AND BOARD-LOCKS	
2 PLC ± -	3 PLC ± 0.13 [.005]	APPLICATION SPEC	SIZE	CAGE CODE
4 PLC ± -	ANGLES ± -	WEIGHT	A2	00779
MATERIAL HSG: 1	FINISH POST: 3 4	CUSTOMER DRAWING	DRAWING NO	RESTRICTED TO
POST: 2	GROUND PLATE: 6 7	SCALE	C=536148	REV
		3:1	SHEET	F
			1 OF 1	

单击下面可查看定价，库存，交付和生命周期等信息

[>>TE Connectivity\(泰科\)](#)