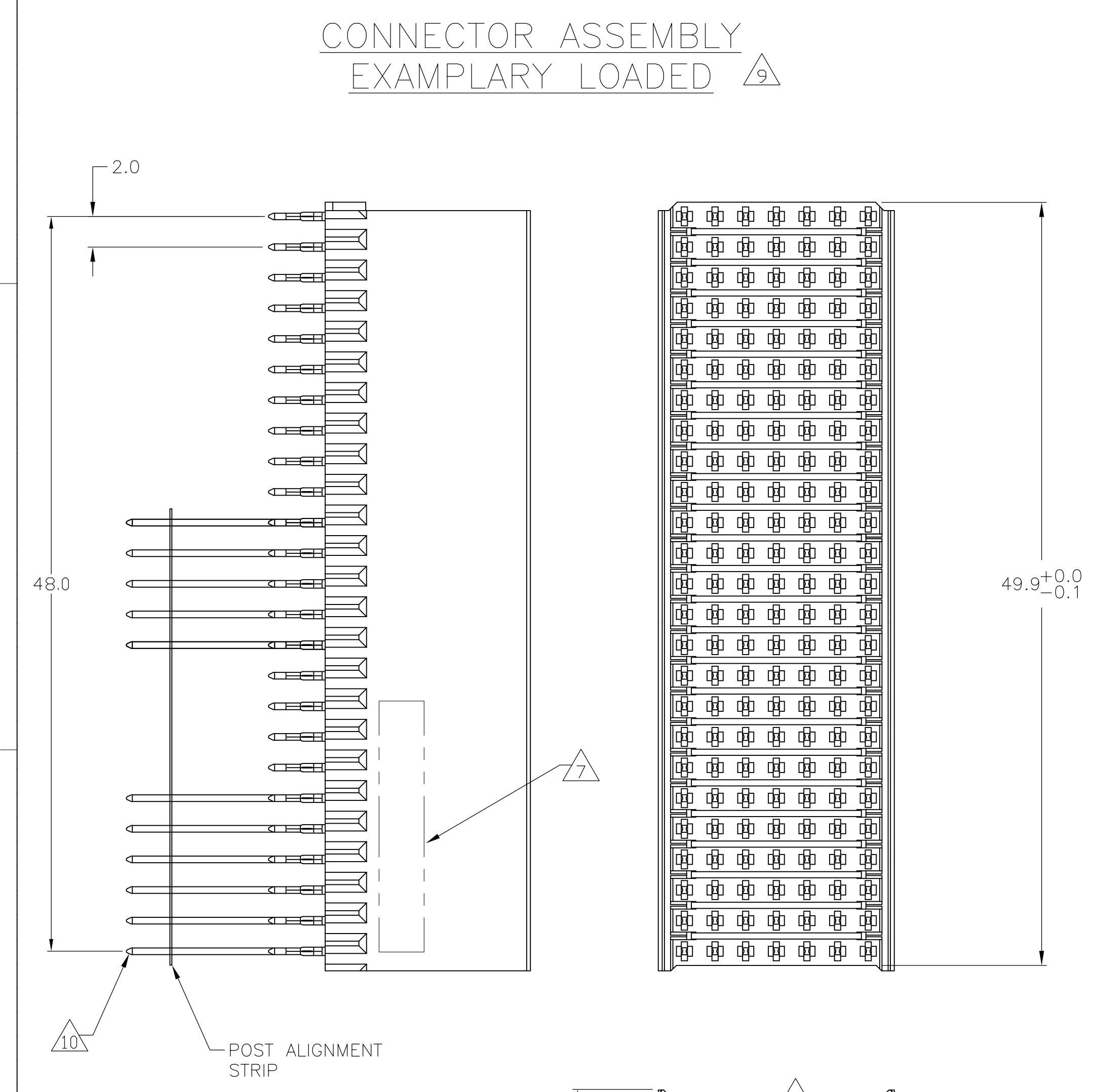
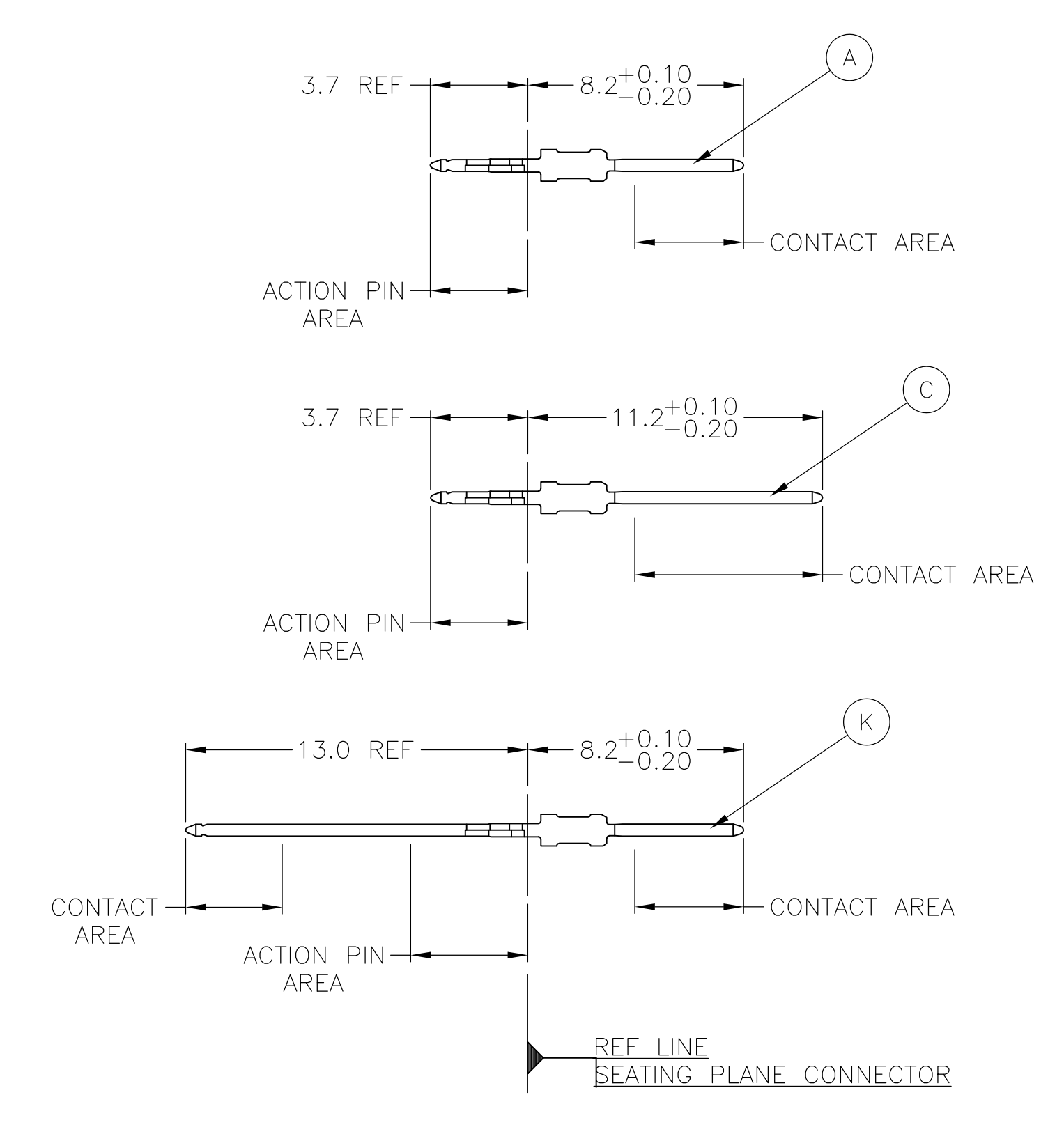


LOC		DIST		REVISIONS			
AD	00	REV	DESCRIPTION	DATE	BY	APPV	
		01	REVISED	11AUG05	BC	GS	
		A	ECR-10-019054	15SEP10	DP	MQW	



CONTACT DIMENSIONS

SCALE 5:1




CONTACT LAYOUT

	z	a	b	c	d	e	f
1	C	A	A	A	A	A	C
2	C	A	A	A	A	A	C
3	C	A	A	A	A	A	C
4	C	A	A	A	A	A	C
5	C	A	A	A	A	A	C
6	C	A	A	A	A	A	C
7	C	A	A	A	A	A	C
8	C	A	A	A	A	A	C
9	C	A	A	A	A	A	C
10	C	A	A	A	A	A	C
11	C	K	K	K	K	K	C
12	C	K	K	K	K	K	C
13	C	K	K	K	K	K	C
14	C	K	K	K	K	K	C
15	C	K	K	K	K	K	C
16	C	A	A	A	A	A	C
17	C	A	A	A	A	A	C
18	C	A	A	A	A	A	C
19	C	A	A	A	A	A	C
20	C	K	K	K	K	K	C
21	C	K	K	K	K	K	C
22	C	K	K	K	K	K	C
23	C	K	K	K	K	K	C
24	C	K	K	K	K	K	C
25	C	K	K	K	K	K	C

RECOMMENDED PCB-HOLE LAYOUT COMPONENT SIDE SHOWN

PLATED THRU HOLES PARAMETERS

REFERENCE APPLICATION SPECIFICATION



2 6 12	1-6345127-9
2 5 12	6345127-9
2 4	6345127-4
2 3	6345127-1
FINISH	PART NUMBER

THIS DRAWING IS A CONTROLLED DOCUMENT.

DIMENSIONS: mm	TOLERANCES UNLESS OTHERWISE SPECIFIED: ±0.2	DIN B CARBO 16MAY05	Tyco Electronics Corporation Harrisburg, Pa 17105-3608
0-PLC ±	1-PLC ±0.1	CHK G SKIPPER 16MAY05	APVD G SKIPPER 16MAY05
2-PLC ±	3-PLC ±	NAME	MALE ASSEMBLY, Z-PACK 2mm HM, TYPE B
4-PLC ±	APICES ±	PRODUCT SPEC	108-19082
		APPLICATION SPEC	114-19029
MATERIAL 1	FINISH SEE TABLE	WEIGHT	A1 00779 C=6345127
		CUSTOMER DRAWING	SCALE 4:1 SHEET 1 OF 2 REV A

LOC	DIST	REVISIONS			
P	LTR	DESCRIPTION	DATE	DN	APVD
AD	00	SEE SHEET 1	-	-	-

- 1 MATERIAL:
CONTACT: PHOSPHOR BRONZE.
HOUSING: GLASS-FILLED POLYESTER.
- 2 GENERAL PLATING SPECIFICATION: UNDERPLATING
(ENTIRE CONTACT): 1.27µm MIN NICKEL AND ACTION
PIN: 0.5µm MIN TIN.
FOR PLATING OF MATING SURFACES SEE APPLICABLE
SPECIFICATION REFERENCE FOR EACH DASH NUMBER.
- 3 CONFORMS TO ALL TESTING ACCORDING TO IEC 61076-4-101
PERFORMANCE LEVEL 2.
- 4 CONFORMS TO ALL TESTING ACCORDING TO IEC 61076-4-101
PERFORMANCE LEVEL 1.
- 5 CONNECTOR TESTED AND QUALIFIED AGAINST TELCORDIA GR-1217-CORE QUALITY LEVEL 3,
CENTRAL OFFICE APPLICATIONS.
- 6 CONNECTOR TESTED AND QUALIFIED AGAINST TELCORDIA GR-1217-CORE QUALITY LEVEL 3,
UNCONTROLLED ENVIROMENT APPLICATIONS.
- 7 CONNECTOR MARKED WITH PART NUMBER AND DATE CODE.
ADDITIONAL CHARACTERS OR MARKINGS, AS WELL AS THE LOCATION OF THE MARKINGS,
MAY BE ADDED FOR TRACEABILITY BASED UPON MANUFACTURERS DISCRETION.
- 8 PLATED-THROUGH HOLES AT 2x2mm SQUARE GRID
PATTERN DEFINED BY CONTACT LAYOUT.
- 9 FOR ACTUAL PIN LOADING SEE "CONTACT LAYOUT".
- 10 FOR ACTUAL PIN DIMENSIONS SEE "CONTACT DIMENSIONS".
- 11 TO BE MEASURED AT BOTTOM OF SHROUD.
- 12 CONNECTOR LUBRICATED WITH BELCORE APPROVED LUBRICANT,
TECHNICAL REFERENCE: TR-NWT-001217 ISSUE 1, SEP 1992.

THIS DRAWING IS A CONTROLLED DOCUMENT.		DIN E CARBO 16MAY05	Tyco Electronics Corporation Harrisburg, Pa 17105-3608	
DIMENSIONS: mm		CIK G SKIPPER 16MAY05	NAME MALE ASSEMBLY, Z-PACK 2mm HM, TYPE B	
TOLERANCES UNLESS OTHERWISE SPECIFIED: 0-PLC ± 1-PLC ±0.1 2-PLC ± 3-PLC ± 4-PLC ± ANGLES ±		APVD G SKIPPER 16MAY05	PRODUCT SPEC 108-19082	
MATERIAL SEE SHEET 1		APPLICATION SPEC 114-19029	SIZE A1	RESTRICTED TO -
FINISH SEE SHEET 1		WEIGHT -	CAGE CODE 00779	DRAWING NO 6345127
		CUSTOMER DRAWING		SCALE 4:1 SHEET 2 OF 2 REV A

单击下面可查看定价，库存，交付和生命周期等信息

[>>TE Connectivity\(泰科\)](#)