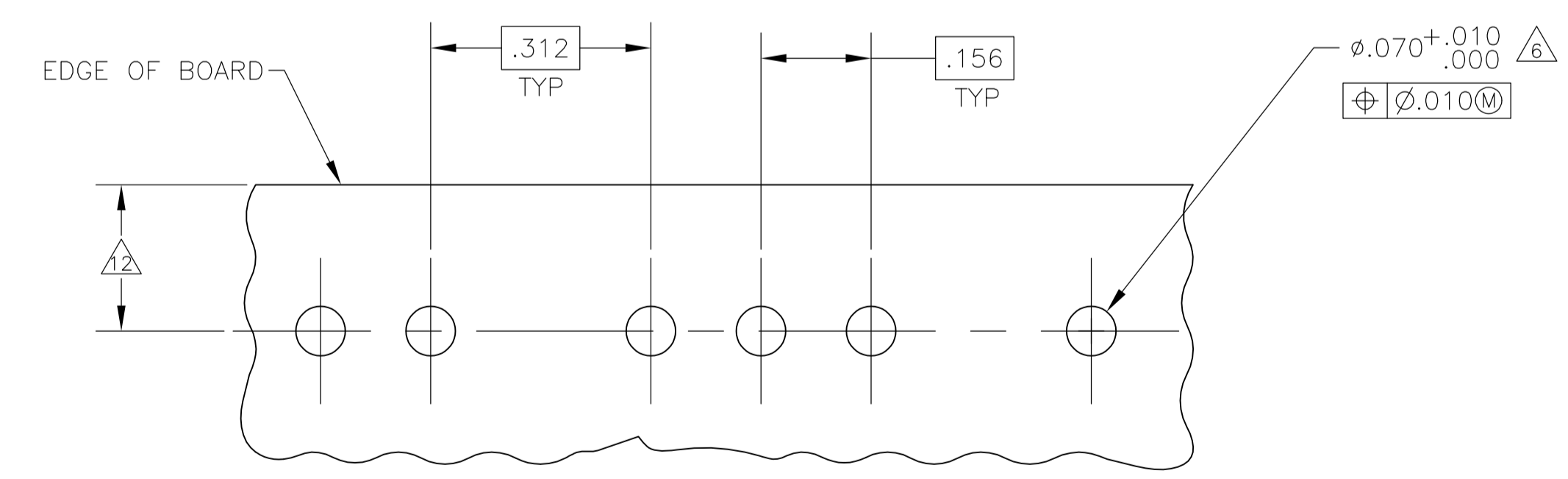
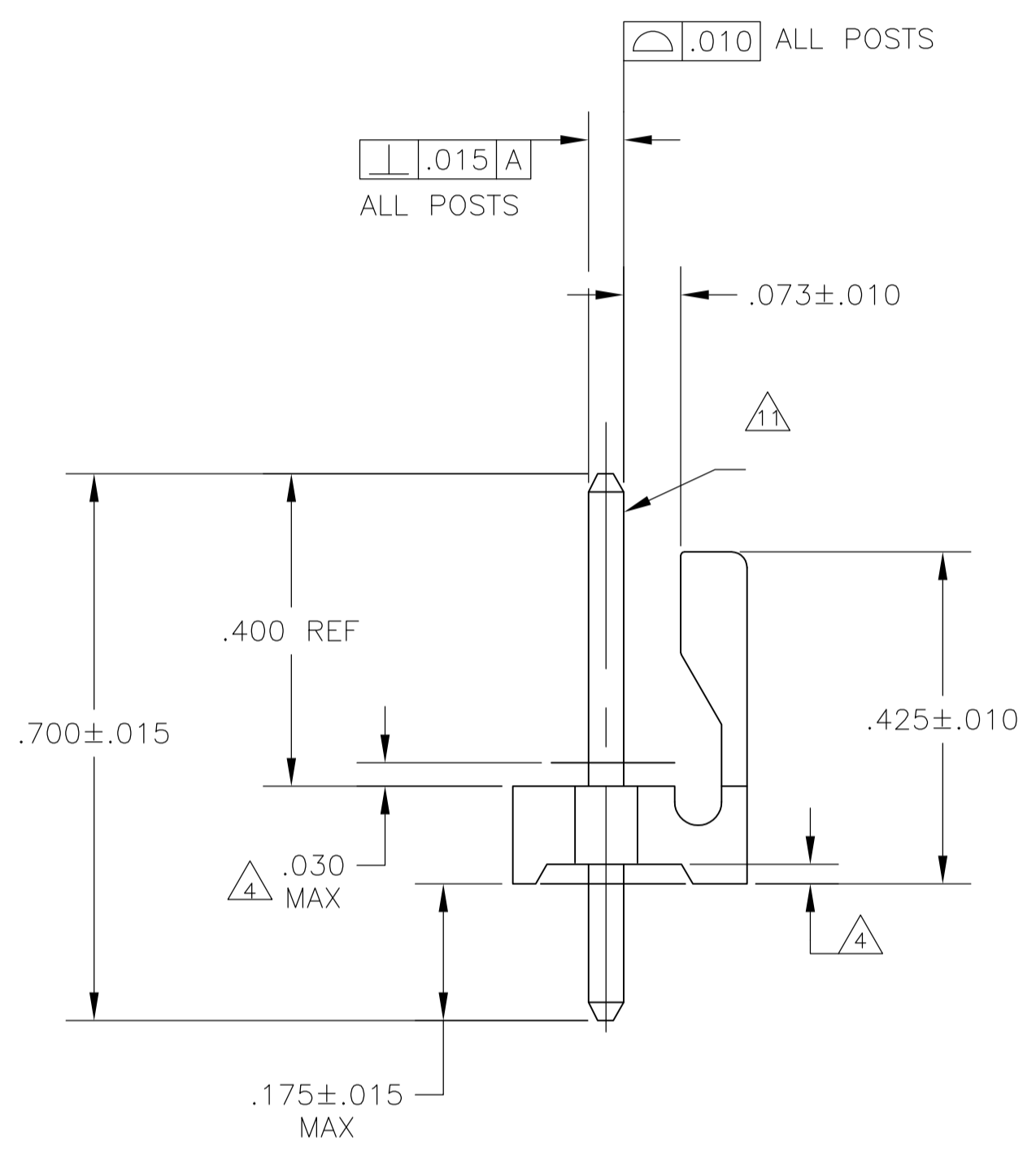
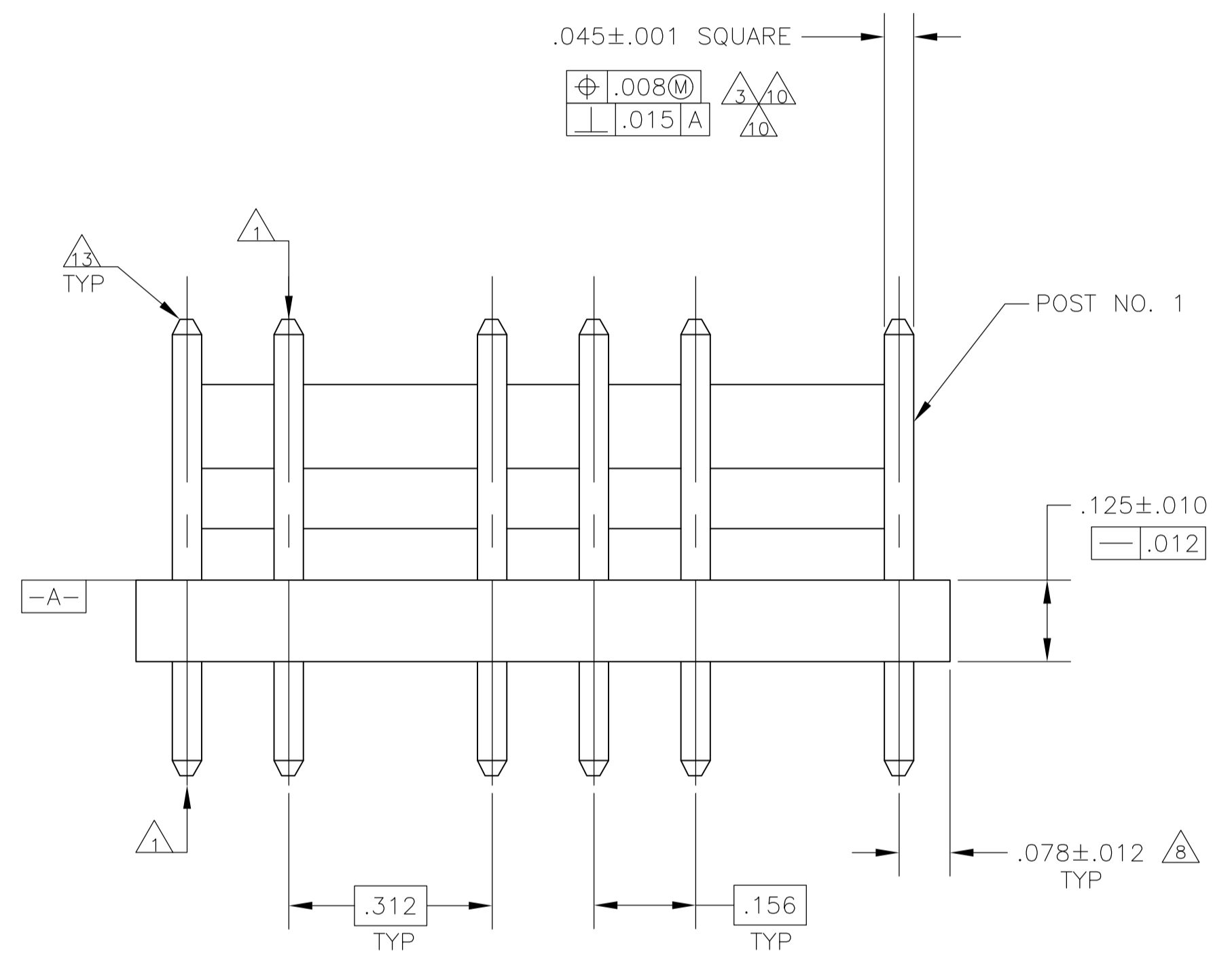
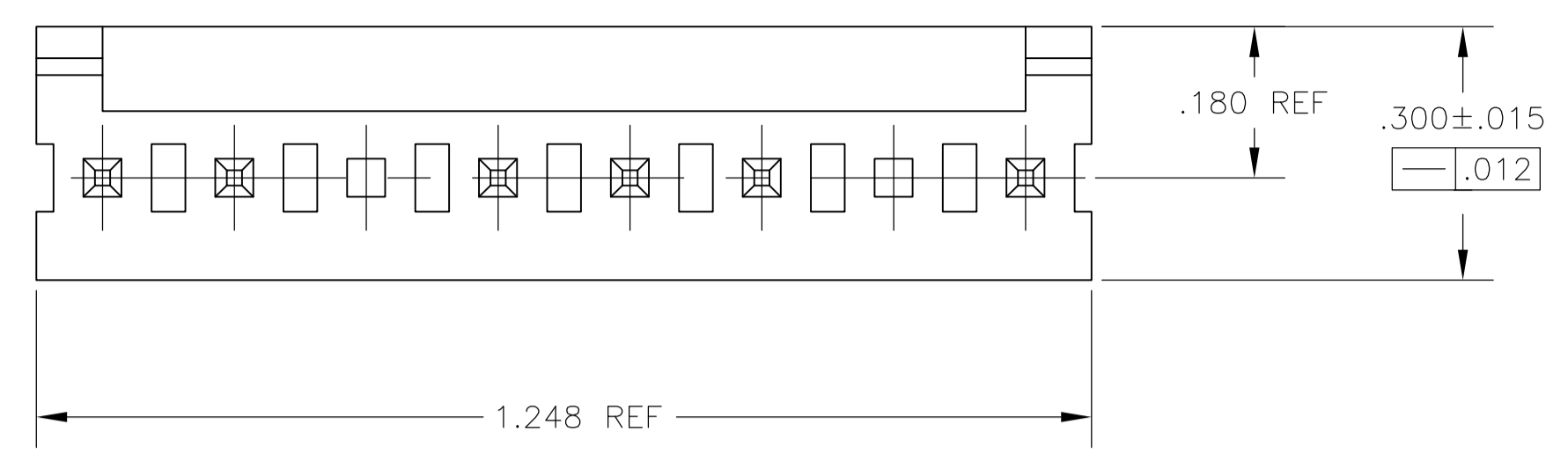


LOC		DIST		REVISIONS			
CM	00	REV	DATE	BY	CHKD	APPROV	
N		REVISED PER ECO-12-016930	05OCT12	KH	SM		
N1		ECR-12-016748	30AUG13	M.T	D.Z		



(N1) RECOMMENDED MOUNTING HOLE PATTERN FOR .109±.016 THICK P.C. BOARD

- 1 POST TO WITHSTAND 13 NEWTONS (3LBS.) MIN. AXIAL FORCE IN BOTH DIRECTIONS SHOWN WITHOUT DISLODGING.
- 2 TOLERANCES APPLY TO SOLDER SIDE OF BOARD.
- 3 MEASURED AT SURFACE -A-
- 4 PLASTIC FLASH PERMITTED IN THIS AREA.
- 5 PARTS COMPLY WITH AMP SOLDERABILITY SPEC. NO. 109-11-2.
- 6 ONE HOLE MAY BE UNDERSIZED (.065/.060 DIA.) FOR ASSEMBLY RETENTION DURING WAVE SOLDERING.
- 7 MATERIAL: HEADER - THERMOPLASTIC POLYESTER GLASS-FILLED 94V-0 (NATURAL)
POST - COPPER ALLOY (TIN PLATED)
- 8 COORDINATE DIMENSION APPLIES FROM CENTER OF ACTUAL FEATURE.
- 9 PLASTIC BURRS CAUSED BY CUT-OFF TOOLING ARE PERMITTED WITHIN THE MAXIMUM TOLERANCE ENVELOPE.
- 10 POST TO BE MEASURED WHEN STRIP IS HELD FLAT.
- 11 POST MUST WITHSTAND TWO 90° BENDS AGAINST EXTRUSION WITHOUT BREAKING.
- 12 DIMENSION SHOULD BE .175 MIN WHEN MATING WITH A MTA-156 CONNECTOR ASSEMBLY OR A SL-156 CONNECTOR ASSEMBLY.
- 13 PIN BURR OF .005 MAX. VERTICAL AND .003 MAX. HORIZONTAL PERMITTED AT POST TIPS ON BOTH ENDS.

INCHES	MILLIMETERS	INCHES	MILLIMETERS
.065	1.65	-	-
.063	1.60	1.248	31.70
.060	1.52	.750	19.05
.045	1.14	.450	11.43
.037	0.94	.425	10.80
.030	0.76	.312	7.92
.015	0.38	.300	7.62
.012	0.30	.180	4.57
.010	0.25	.175	4.45
.008	0.20	.156	3.96
.005	0.13	.125	3.18
.003	0.08	.078	1.98
.001	0.03	.070	1.78
.000	0.00	.068	1.73
[IN]	MM	[IN]	MM

CONVERSION TABLE

OBSOLETE	3 & 7	644017-4
	2 & 6	644017-3
	5	644017-2
	POST NO. OMITTED	PART NUMBER

644017-3 SHOWN

THIS DRAWING IS A CONTROLLED DOCUMENT.

DIMENSIONS:	TOLERANCES UNLESS OTHERWISE SPECIFIED:	DIN S. HOOVER 07NOV02	TE Connectivity
INCHES		CHK: D. BOSSI 07NOV02	
	0. PLC ± -	APP'D: D. BOSSI 07NOV02	NAME: MTA-156 HEADER ASSEMBLY, FRICTION LOCK, STRAIGHT, .045 SQUARE POST, TIN PLATED, 8 POSITION, OMITTED POST
	1. PLC ± -		APPLICATION SPEC
	2. PLC ± -		SIZE: A1
	3. PLC ± .005		SCALE: 5:1
	4. PLC ± -		SHEET: 1 OF 1
	ANGLES ± -		REV: N1
MATERIAL	FINISH	WEIGHT	CUSTOMER DRAWING

单击下面可查看定价，库存，交付和生命周期等信息

[>>TE Connectivity\(泰科\)](#)