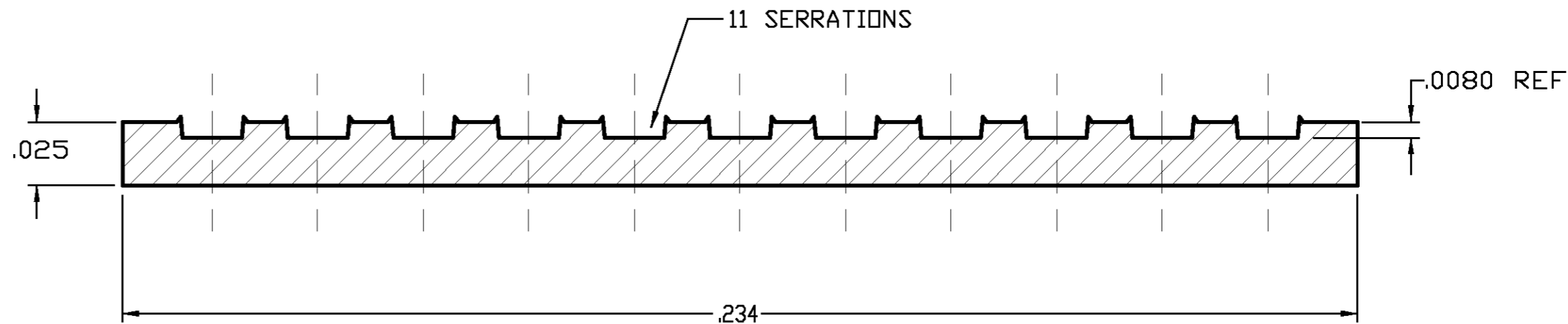
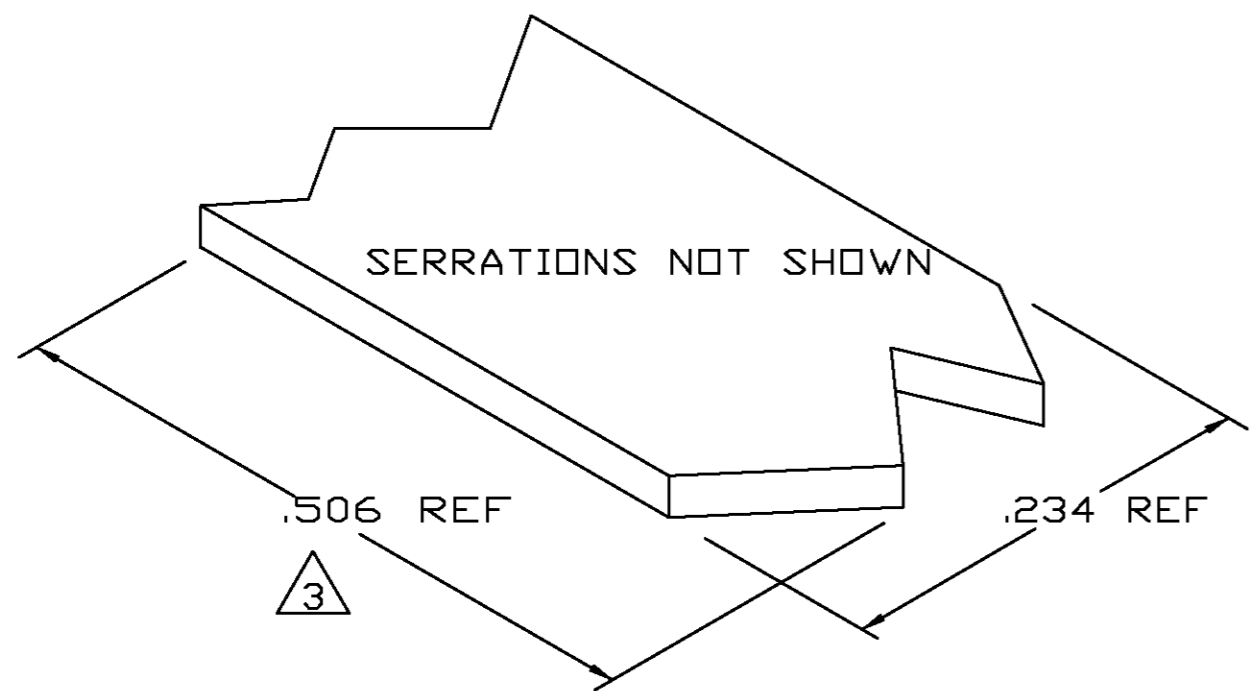


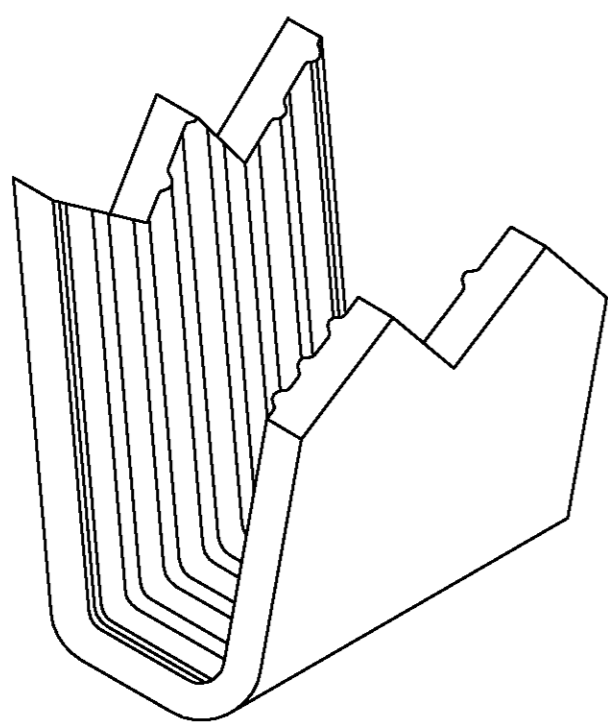
THIS DRAWING IS UNPUBLISHED. RELEASED FOR PUBLICATION  
 © COPYRIGHT BY TYCO ELECTRONICS CORPORATION. ALL RIGHTS RESERVED.

LOC		DIST		REVISIONS			
P	LTR	DESCRIPTION	DATE	DWN	APVD		
AF	50	0		TRANSFERRED TO TYCO FORMAT	04NOV02	MF	EH

- 1 CRIMPBAND MATERIAL PROVIDED IN CONTINUOUS STRIP.
- 2 REFERENCE DESCRIPTIVE PART NUMBER G125/16510R25TB.
- 3 BLANK LENGTH DETERMINED BY 125/165 TOOLSET.
- 4 108 METERS PER REEL.



TYP. CROSS SECTION



PARTIAL FORMED VIEW (REF)  
FORMED BY APPLICATION TOOLING

1601705-1  
PART NUMBER

THIS DRAWING IS A CONTROLLED DOCUMENT.		DWN MICHAEL S. FEHER 04NOV2002	Tyco Electronics Corporation Harrisburg, PA 17105-3608																		
DIMENSIONS: INCHES		GHK EDWARD HOWARD 04NOV2002	NAME -																		
TOLERANCES UNLESS OTHERWISE SPECIFIED:		APVD EDWARD HOWARD 04NOV2002	PRODUCT SPEC -																		
<table border="0"> <tr><td>0 PLC</td><td>±</td><td>-</td></tr> <tr><td>1 PLC</td><td>±</td><td>-</td></tr> <tr><td>2 PLC</td><td>±</td><td>-</td></tr> <tr><td>3 PLC</td><td>±</td><td>.005</td></tr> <tr><td>4 PLC</td><td>±</td><td>-</td></tr> <tr><td>ANGLES</td><td>±</td><td>-</td></tr> </table>		0 PLC	±	-	1 PLC	±	-	2 PLC	±	-	3 PLC	±	.005	4 PLC	±	-	ANGLES	±	-	APPLICATION SPEC -	
0 PLC	±	-																			
1 PLC	±	-																			
2 PLC	±	-																			
3 PLC	±	.005																			
4 PLC	±	-																			
ANGLES	±	-																			
MATERIAL UNS C26000 BRASS	FINISH TIN	WEIGHT -	SIZE A2	CAGE CODE 00779																	
CUSTOMER DRAWING		DRAWING NO C-1601705	RESTRICTED TO -																		
		SCALE 1:1	SHEET 1	OF 1																	
				REV 0																	

单击下面可查看定价，库存，交付和生命周期等信息

[>>TE Connectivity\(泰科\)](#)