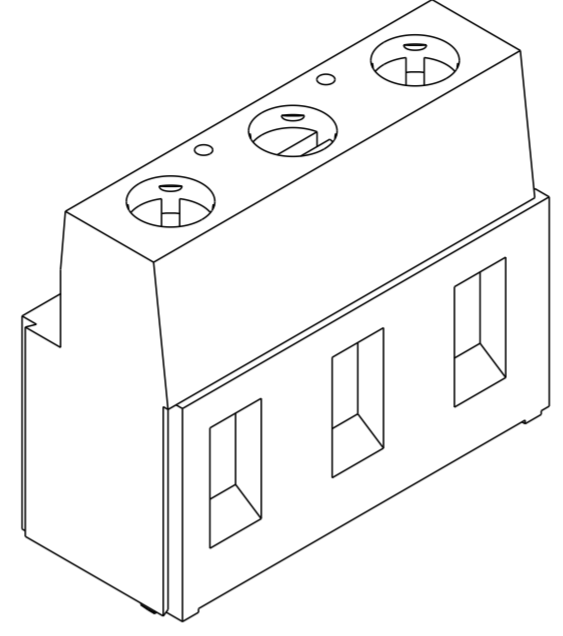
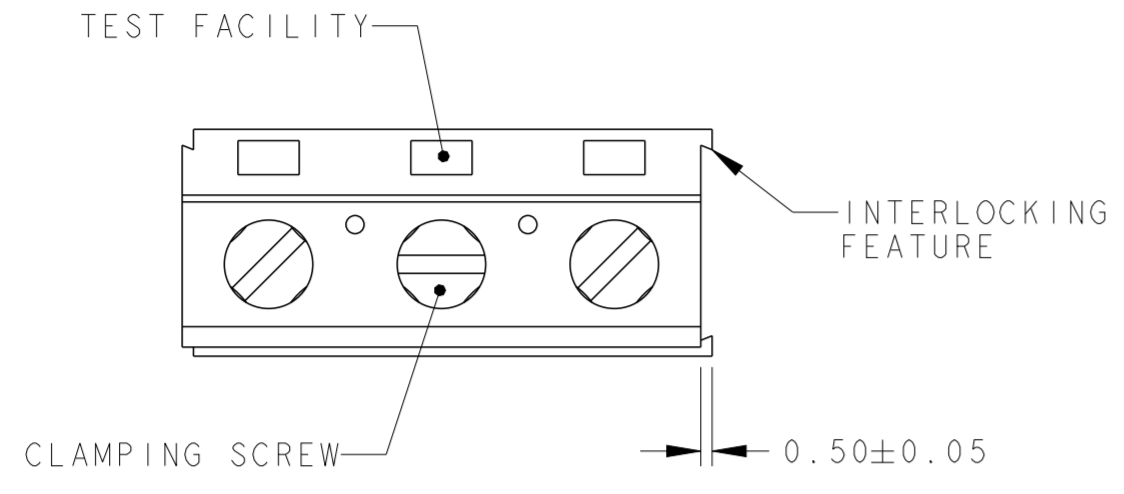


THIS DRAWING IS UNPUBLISHED. RELEASED FOR PUBLICATION 20
 © COPYRIGHT 20 BY - ALL RIGHTS RESERVED.

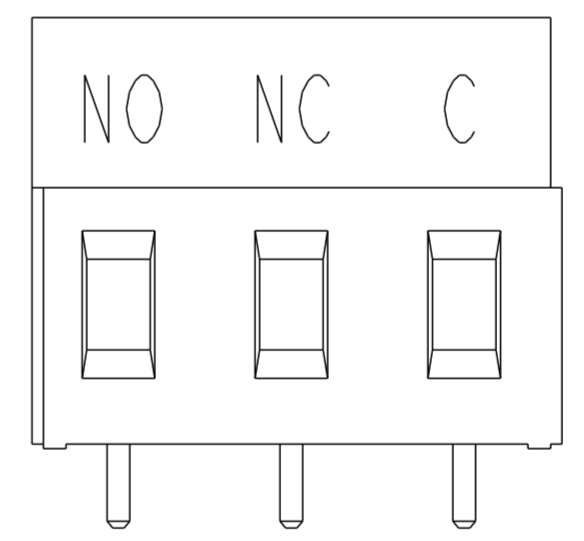
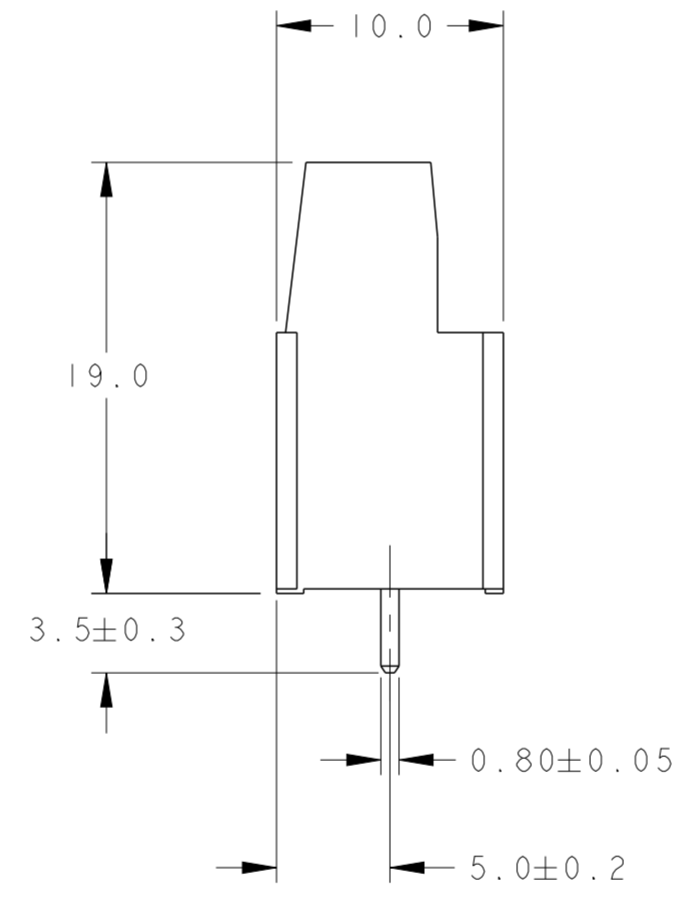
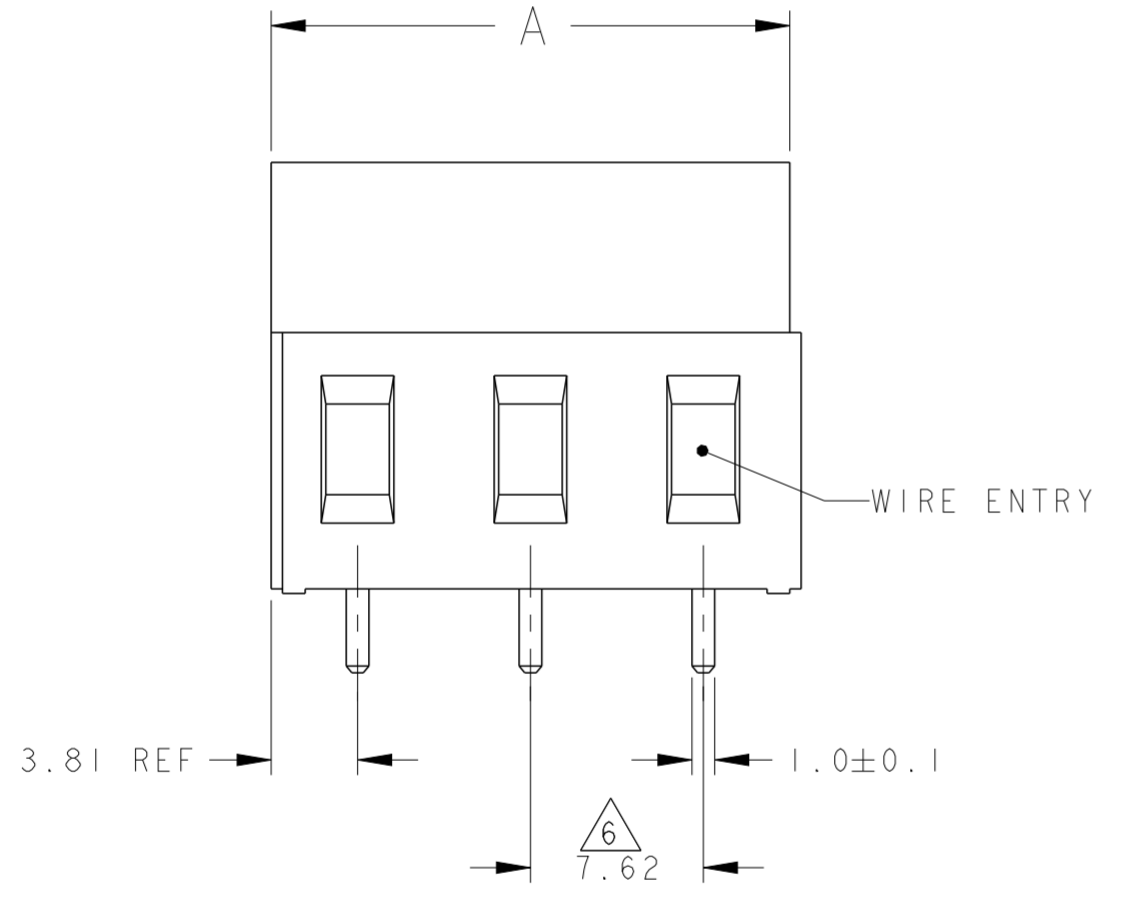
REVISIONS				
P	LTR	DESCRIPTION	DATE	APVD
D3		PN 282861-4 IS REACTIVATED	17JUL2018	RK PS



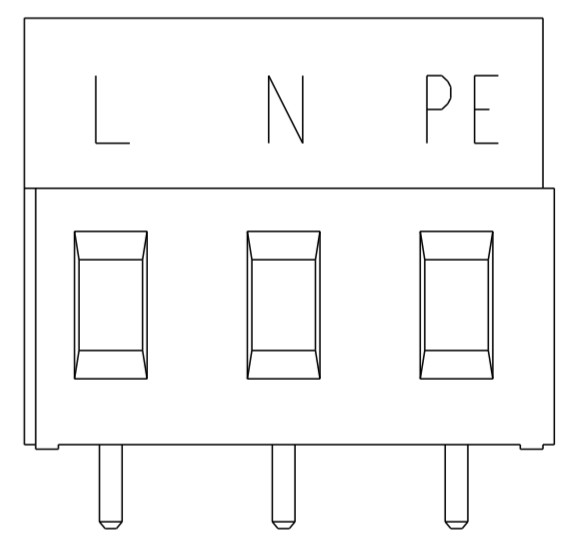
282861-3 AS SHOWN

NOTES:

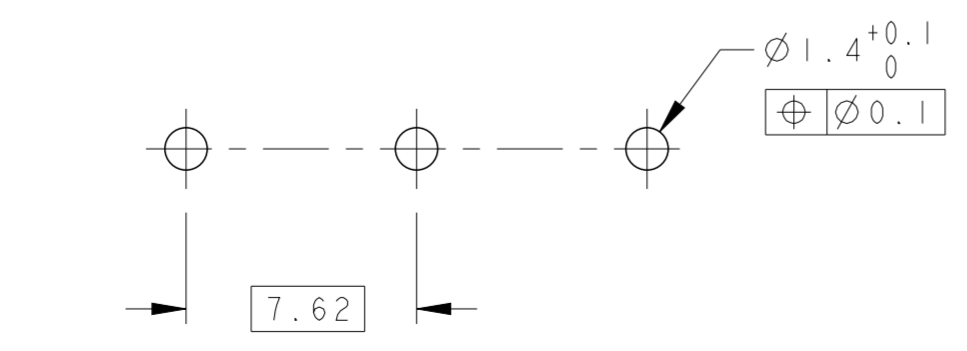
- MATERIALS AND FINISH
 HOUSING: PA 6-6, UL 94-V0, COLOR: SEE TABLE.
 CLAMP: BRASS, NICKEL PLATED.
 TERMINAL: BRASS, TIN PLATED.
 CLAMPING SCREW: M3, BRASS, NICKEL PLATED.
 - MECHANICAL
 MIN. PC BOARD HOLES DIAMETER : 1.4 mm
 MAX. PC BOARD THICKNESS : 2.4 mm
 WIRE STRIPPING LENGTH : 6.5 - 7.0 mm
 RECOMMENDED TIGHTENING TORQUE FOR SCREW : 0.5 Nm.
 - ELECTRICAL
 WIRE RANGE : 12-30 AWG
 MAX. VOLTAGE : 300 V
 MAX. CURRENT : 24 A
 CONTACT RESISTANCE : <15 m Ohm
 INSULATION RESISTANCE : >1000 M Ohm (500V DC)
 - END-TO-END STACKABLE W/INTERLOCK WITHOUT LOSS OF CENTERLINE SPACING.
 - RECOGNIZED UNDER THE COMPONENT PROGRAM OF UNDERWRITERS LABORATORIES INC. FILE NO E60677.
- △6 NOT CUMULATIVE TOLERANCE.
 △7 INK MARKING, BLACK COLOR.



DETAIL L △7



DETAIL M △7



RECOMMENDED PC BOARD LAYOUT

GREEN	SEE DETAIL M	22.86	3	282861-5
GRAY	SEE DETAIL L	22.86	3	282861-4
GREEN	-	22.86	3	282861-3
GREEN	-	15.24	2	282861-2
HOUSING COLOR	MARKING	A	NO OF POSN	PART NUMBER

THIS DRAWING IS A CONTROLLED DOCUMENT.		DWN E. ZANOLINI 24OCT2001	TE Connectivity	
DIMENSIONS: mm		CHK D. BIEVENOUR 24OCT2001		
TOLERANCES UNLESS OTHERWISE SPECIFIED:		APVD D. BIEVENOUR 24OCT2001	NAME	
0 PLC ±	1 PLC ±0.3	PRODUCT SPEC	TERMINAL BLOCK, PCB MOUNT	
2 PLC ±0.25	3 PLC ±	108-20166	SIDE ENTRY WIRE, STACKING	
4 PLC ±	ANGLES ±2°	114-20079	W/ INTERLOCK, 7.62mm PITCH	
MATERIAL SEE NOTES	FINISH SEE NOTES	WEIGHT -	SIZE A2	CAGE CODE 0779
CUSTOMER DRAWING		SCALE 3:1	DRAWING NO C-282861	RESTRICTED TO -
			SHEET 1 OF 1	REV D3

单击下面可查看定价，库存，交付和生命周期等信息

[>>TE Connectivity\(泰科\)](#)