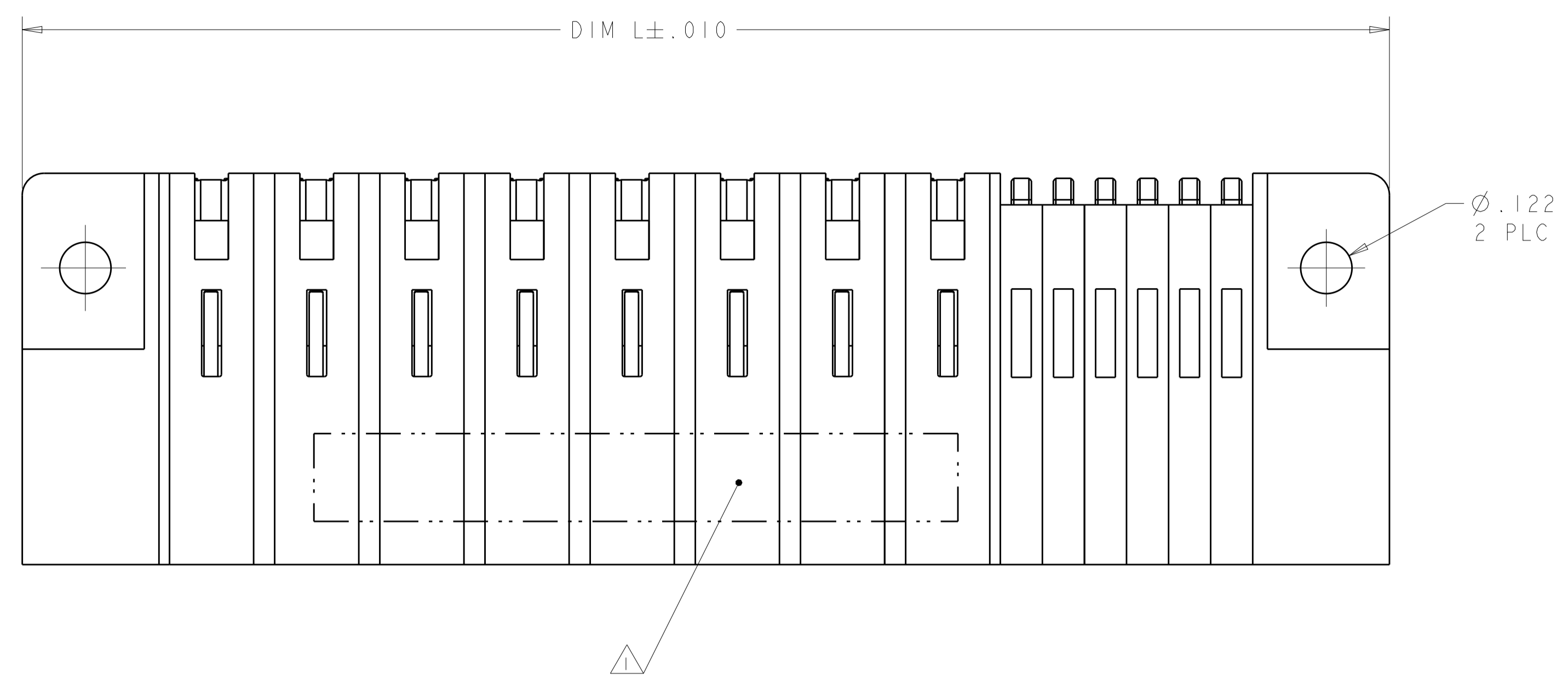
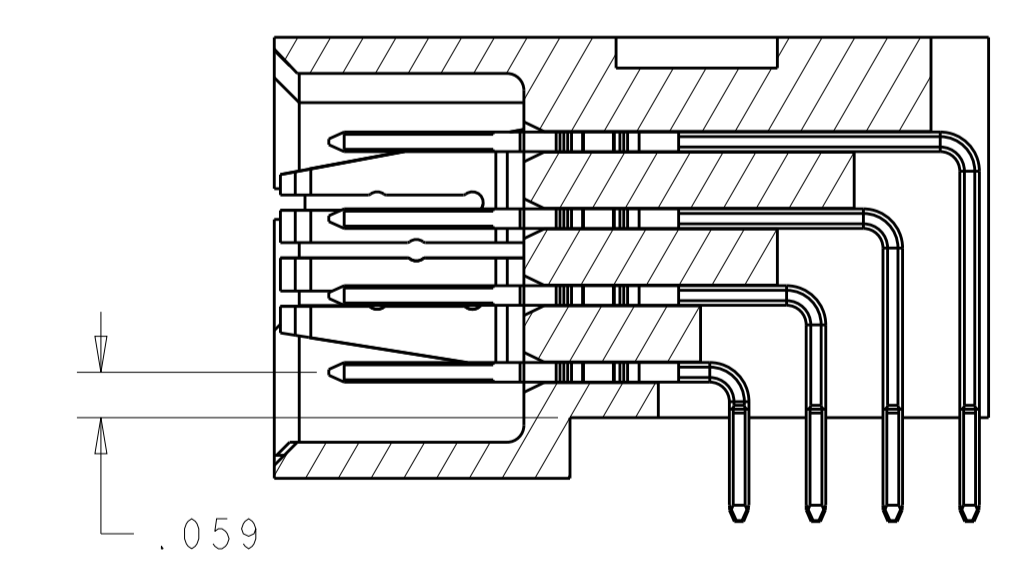
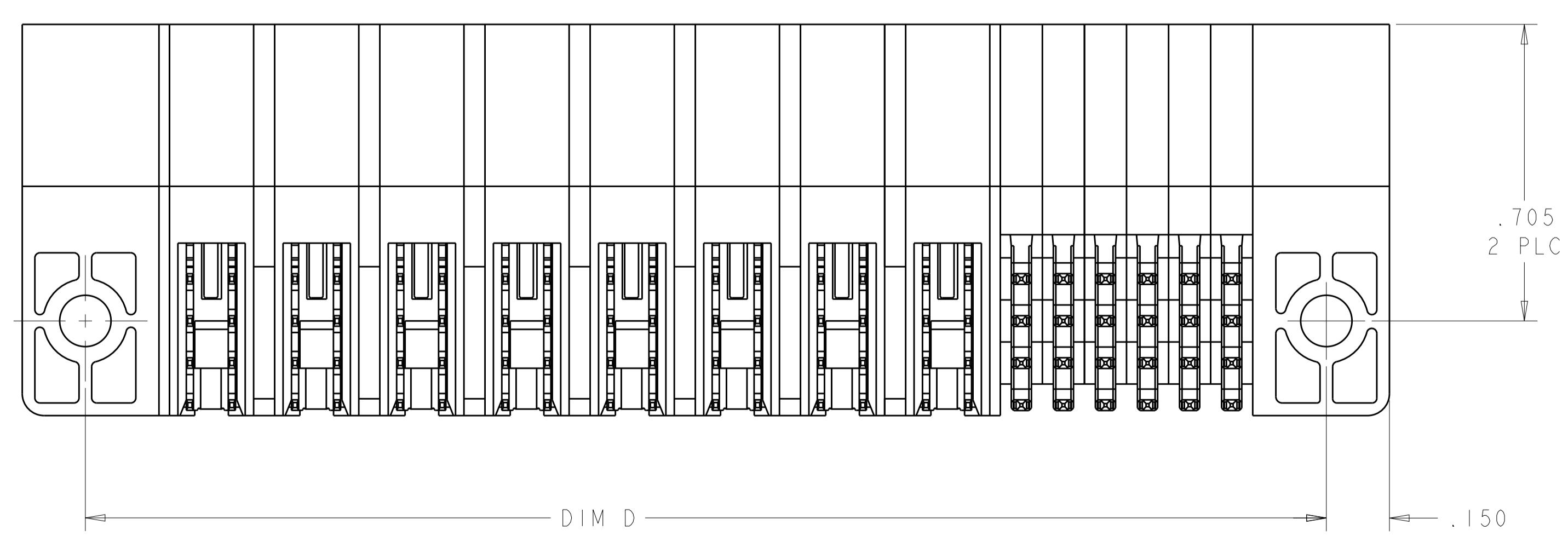
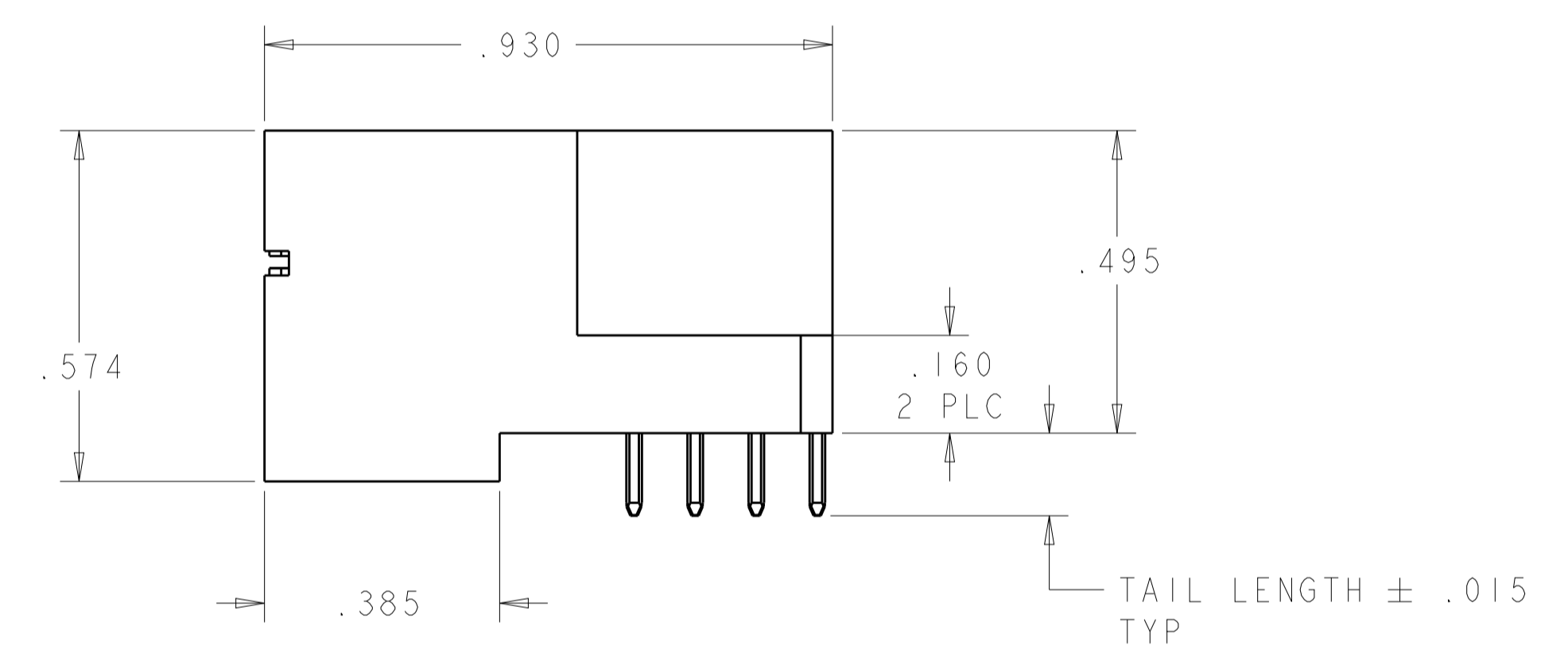
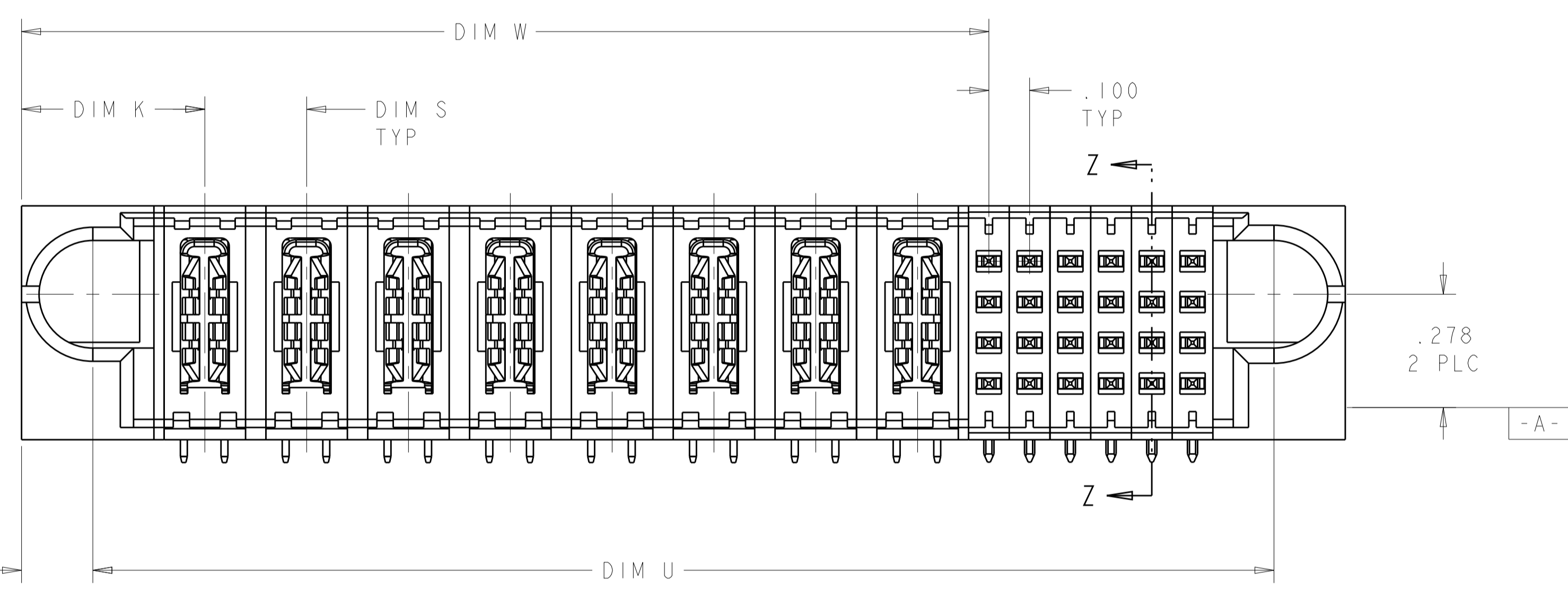


LOC	DIST	REVISIONS					
ES	00	P	LTN	DESCRIPTION	DATE	DWN	APVD
		A		REV PER OS12-0650-04	22MAR2005	RG	MP
		B		REV PER ECR-06-005769	09MAR2006	SZ	SY
		B1		ADDED NEW DASH NUMBER	21MAY2008	HL	SY
		C		REV PER ECR-08-013278	26MAY2008	HL	SY



- 1 "AMP", PART NUMBER, AND DATE CODE TO BE MARKED IN AREA SHOWN
- 2 MATERIAL: HOUSING - GLASS FILLED HIGH TEMP THERMO PLASTIC, UL94 V-0
SIGNAL CONTACT - COPPER ALLOY
POWER CONTACT - HIGH CONDUCTIVITY COPPER ALLOY
- 3 CONTACT PLATING: NOBLE METAL PLATING ON CONTACT FUNCTIONAL AREA OF POWER AND SIGNAL CONTACTS
- 4 MECHANICAL CONNECTOR KEEP OUT ZONE.
- 5 DATUM AND BASIC DIMENSIONS ESTABLISHED BY CUSTOMER.
- 6 PCB -ALL HOLE DIAMETERS ARE FINISHED HOLE SIZES
- 7 PCB - .0453 ±.0010 DRILLED HOLES PLATED WITH .0003 MIN Sn OVER .001-.003 CU PLATING TO ACHIEVE .040±.003 DIAMETER HOLE
- 8 HEADER WITH HOLD DOWN AND MOUNTING HOLE



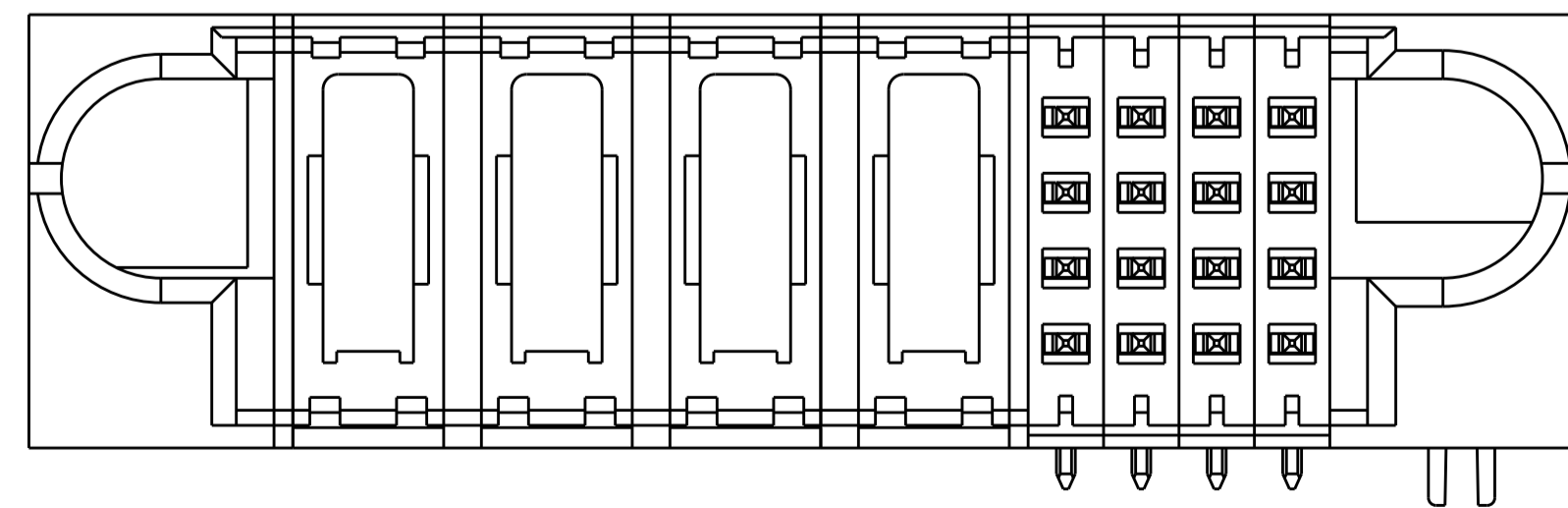
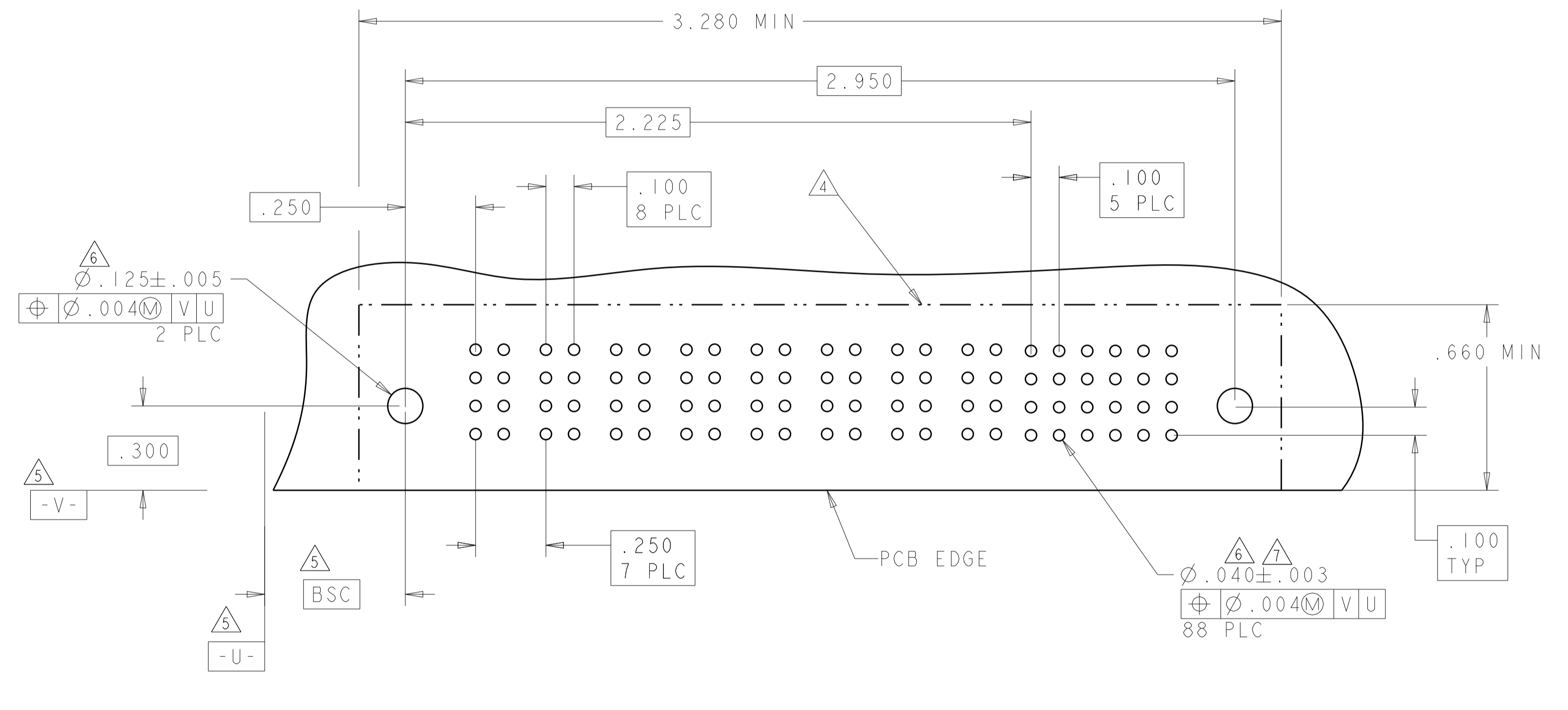
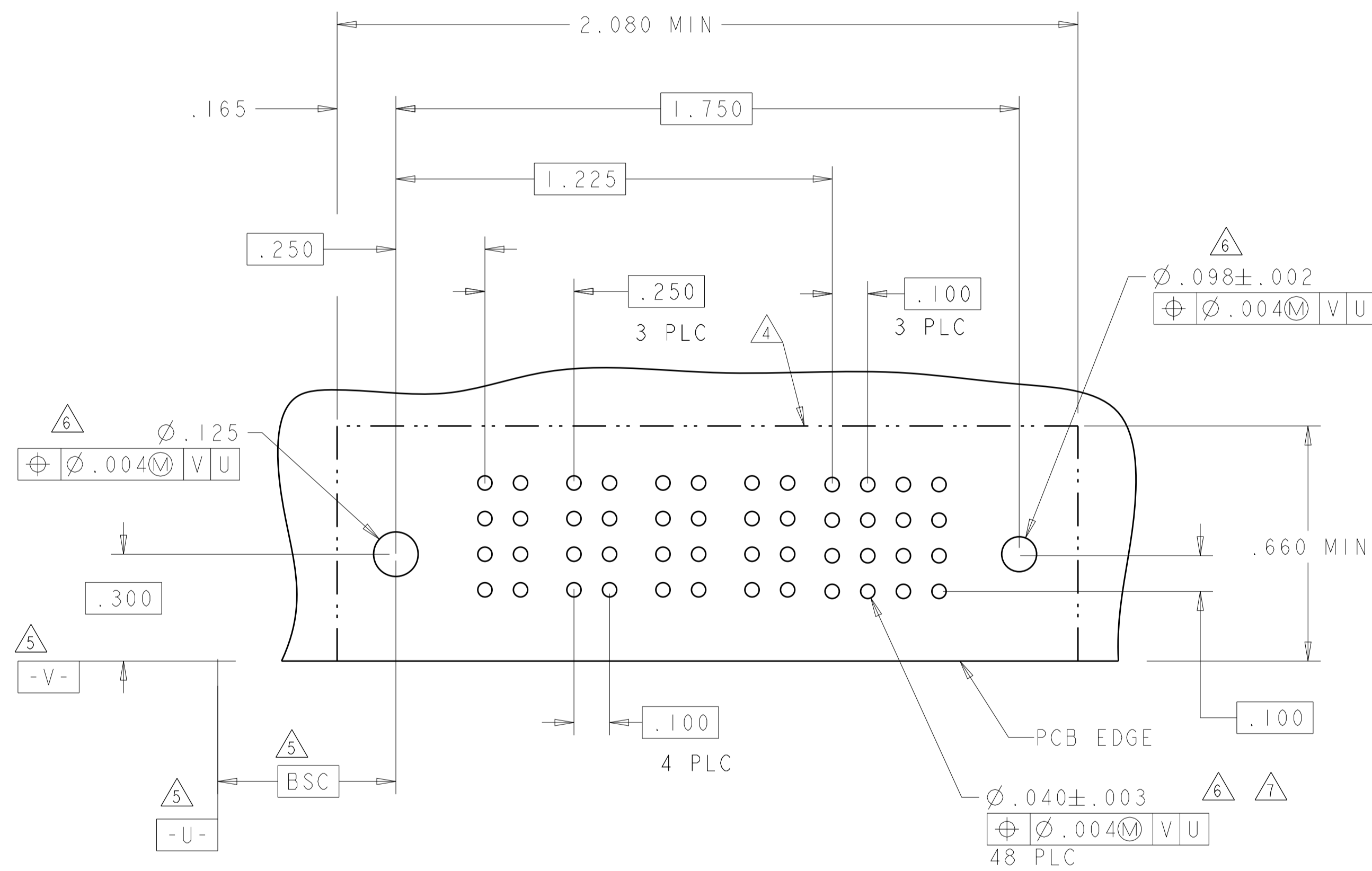
.200	1.225	1.650	1.700	.450	2.000	4P + 20S	6450232-5
.200	2.425	2.950	3.000	.450	3.300	10HDP + 24S	6450232-3
.250	2.375	2.900	2.950	.450	3.250	8P + 24S	6450232-2
.250	1.375	1.700	1.750	.450	2.050	4P + 16S	6450232-1
DIM S	DIM W	DIM U	DIM D	DIM K	DIM L	DESCRIPTION	PART NUMBER

DIMENSIONS: INCHES 		TOLERANCES UNLESS OTHERWISE SPECIFIED: 0 PLC ±. 1 PLC ±.01 2 PLC ±.005 3 PLC ±.002 4 PLC ±.002 ANGLES ±.020 FINISH		DWN R. GRZYBOWSKI CHK M. PERCHERKE APVD M. PERCHERKE PRODUCT SPEC 108-1973 APPLICATION SPEC 114-13038 WEIGHT CUSTOMER DRAWING		Z2MAR05 Tyco Electronics Corporation Shanghai, P.R. China. 200233 NAME RIGHT ANGLE SOLDER HEADER ASSEMBLY MULTI-BEAM XL SIZE A1 CAGE CODE 00779 DRAWING NO 6450232 SCALE 4:1 SHEET 1 OF 3 REV C1	
---------------------------	--	---	--	--	--	---	--

LOC	DIST	REV	DATE	BY	APPD
ES	00				
REVISIONS			DESCRIPTION	DATE	BY
-			SEE SHEET 1	-	-

PART NUMBER	ROWS	POWER				SIGNAL			
		P1	P2	P3	P4	1	2	3	4
6450232-1	D C B A	PM	PM	PM	PM	J	J	J	J
						K	K	K	K
						N	N	N	N
					H	S	S	S	
[HD]									
4P + 16S									

PART NUMBER	ROWS	POWER								SIGNAL					
		P1	P2	P3	P4	P5	P6	P7	P8	1	2	3	4	5	6
6450232-2	D C B A	PM	PM	PM	PM	PM	PM	PM	PM	J	J	J	J	J	J
										K	K	K	K	K	K
										N	N	N	N	N	N
										H	S	S	S	S	S
[HD]															
8P + 24S															



8 6450232-1 ONLY
 W/HOLD DOWN AND .122 DIA MOUNTING HOLE

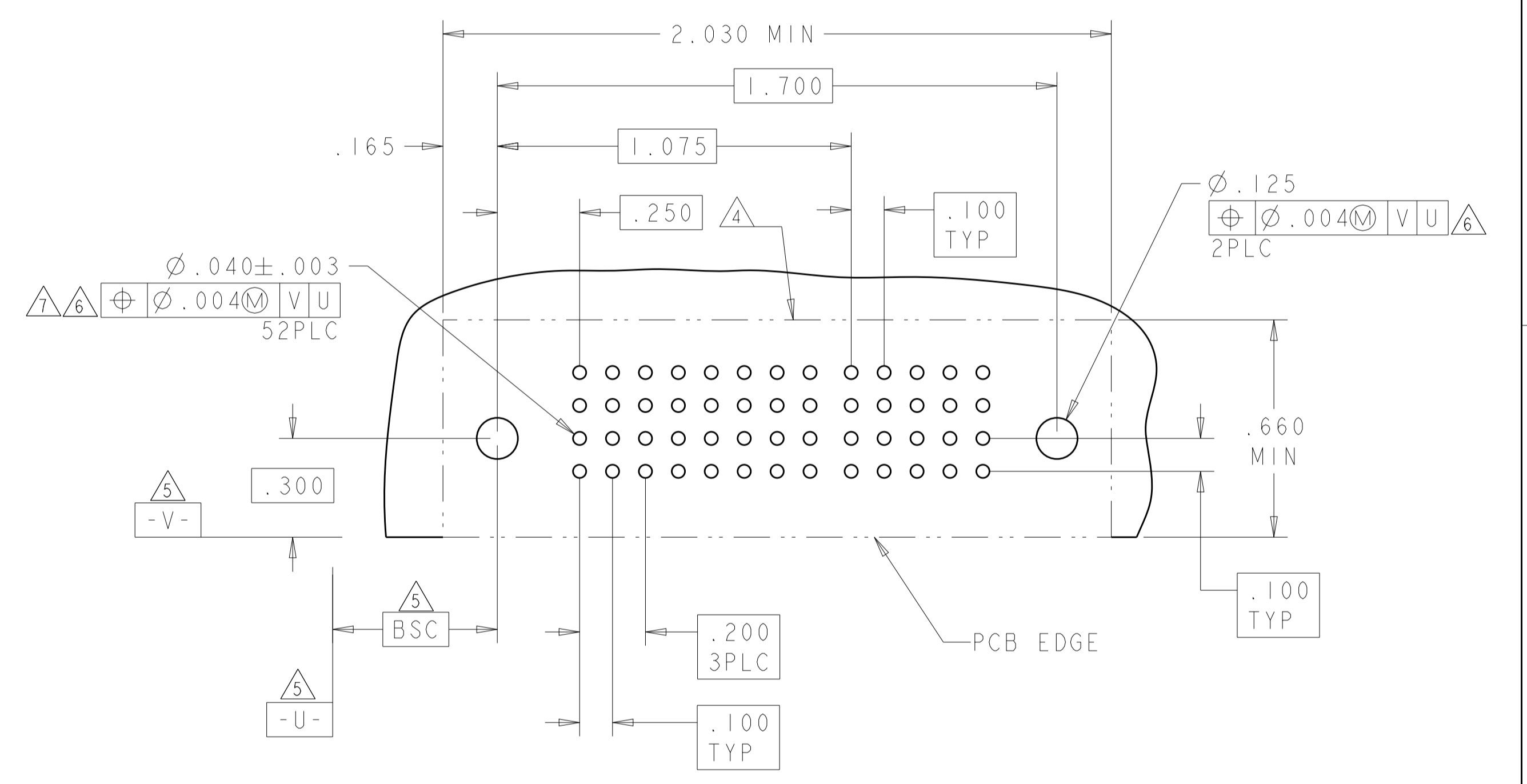
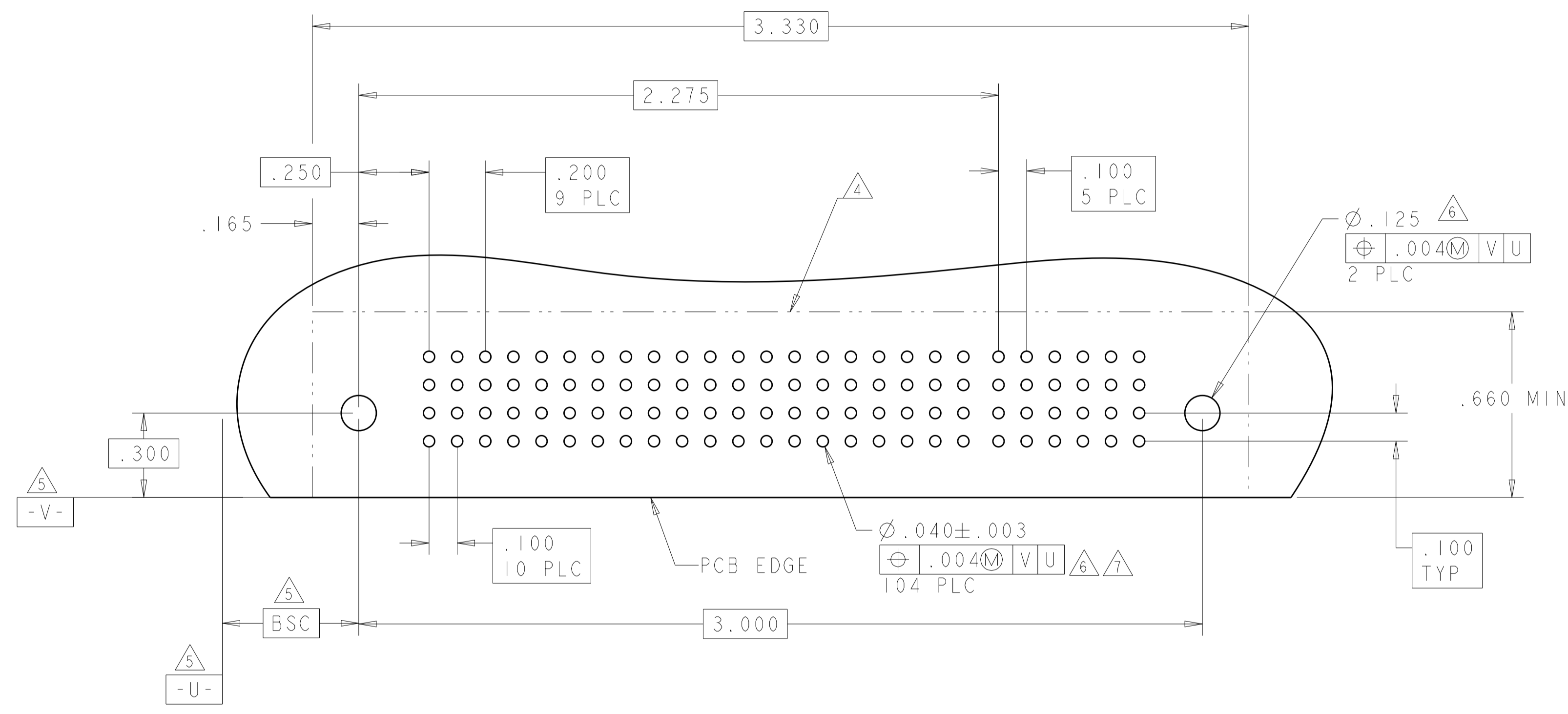
-	HOUSING, RIGHT ANGLE HEADER, MULTI-BEAM XL	HOUSING
STD	SIGNAL CONTACT, ROW D	J
STD	SIGNAL CONTACT, ROW C	K
STD	SIGNAL CONTACT, ROW B	N
MLBF	SIGNAL CONTACT, ROW A	H
STD	SIGNAL CONTACT, ROW A	S
-	POWER CONTACT	PM
MATING SEQUENCE	DESCRIPTION	IDENTIFIER

DIMENSIONS:		TOLERANCES UNLESS OTHERWISE SPECIFIED:		DWN R. GRZYBOWSKI 22MAR05		Tyco Electronics Corporation	
INCHES		0 PLC ±.01		CHK M. PERCHERKE 22MAR05		Shanghai, P.R. China. 200233	
MATERIAL		1 PLC ±.01		APVD M. PERCHERKE		NAME	
FINISH		3 PLC ±.005		PRODUCT SPEC		RIGHT ANGLE SOLDER HEADER ASSEMBLY	
		4 PLC ±.0020		APPLICATION SPEC		MULTI-BEAM XL	
		ANGLES ±.0020		114-13038		SIZE CAGE CODE DRAWING NO	
				WEIGHT		RESTRICTED TO	
				CUSTOMER DRAWING		A 00779 6450232	
				SCALE 4:1		SHEET 2 OF 3	

LOC	DIST	REV	DATE	BY	APPV
ES	00				
DESCRIPTION			DATE	BY	APPV
SEE SHEET 1					

PART NUMBER	ROWS	POWER										SIGNAL					
		P1	P2	P3	P4	P5	P6	P7	P8	P9	P10	1	2	3	4	5	6
6450232-3	D C B A	PM	PM	PM	PM	PM	PM	PM	PM	PM	PM	J	J	J	J	J	J
		PM	PM	PM	PM	PM	PM	PM	PM	PM	PM	K	K	K	K	K	K
		PM	PM	PM	PM	PM	PM	PM	PM	PM	PM	N	N	N	N	N	N
10HDP + 24S											H	S	S	S	S	S	

PART NUMBER	ROWS	POWER				SIGNAL				
		P1	P2	P3	P4	1	2	3	4	5
6450232-5	D C B A	PM	PM	PM	PM	J	J	J	J	J
		PM	PM	PM	PM	K	K	K	K	K
		PM	PM	PM	PM	N	N	N	N	N
4P + 20S						H	H	H	H	H



<small>THIS DRAWING IS UNPUBLISHED. RELEASED FOR PUBLICATION. IT IS THE PROPERTY OF TYCO ELECTRONICS CORPORATION. IT IS SUBJECT TO CHANGE AND WITHOUT WARRANTY. REVISIONS SHOULD BE CONTACTED FOR THE LATEST REVISION.</small>		DWN: R. GRZYBOWSKI 22MAR05 CHK: M. PERCHERKE 22MAR05 APVD: M. PERCHERKE	Tyco Electronics Corporation Shanghai, P.R. China. 200233
DIMENSIONS: INCHES 	TOLERANCES UNLESS OTHERWISE SPECIFIED: 0 PLC ±. 1 PLC ±.01 2 PLC ±.01 3 PLC ±.005 4 PLC ±.002 ANGLES ±.2°	NAME: RIGHT ANGLE SOLDER HEADER ASSEMBLY MULTI-BEAM XL PRODUCT SPEC: 108-1973 APPLICATION SPEC: 114-13038 WEIGHT: - FINISH: -	SIZE: A CAGE CODE: 00779 DRAWING NO: 6450232 RESTRICTED TO: - REV: C
MATERIAL: -		CUSTOMER DRAWING	
SCALE: 4:1		SHEET 3 OF 3	

单击下面可查看定价，库存，交付和生命周期等信息

[>>TE Connectivity\(泰科\)](#)