THIS DRAWING IS UNPUBLISHED. RELEASED FOR PUBLICATION -,- .
© COPYRIGHT - By - ALL RIGHTS RESERVED.

LOC	DIST
AD	00

REVISIONS

P	LTR	DESCRIPTION	DATE	DWN	APVD
	S	REVISED PER ECO-14-009163	18JUN2014	AP	RP

1. HOUSING MATERIAL: GLASS-FILLED POLYMER.
2. POST MATERIAL: COPPER ALLOY.
3. NICKEL UNDERPLATE 1.27UM [.000050] ON ALL CONTACTS.
4. PART NUMBER, DATE CODE MARKED THIS APPROXIMATE AREA.
5. MARKING ON THIS SIDE.
6. RECOMMENDED HOLE SIZE FOR MANUAL APPLICATION OF SOLDER CONNECTORS INTO PC BOARD. REFERENCE APPLICATION SPEC 114-9014 FOR RECOMMENDED PLATED THROUGH HOLE SIZE FOR PRESS-FIT APPLICATIONS

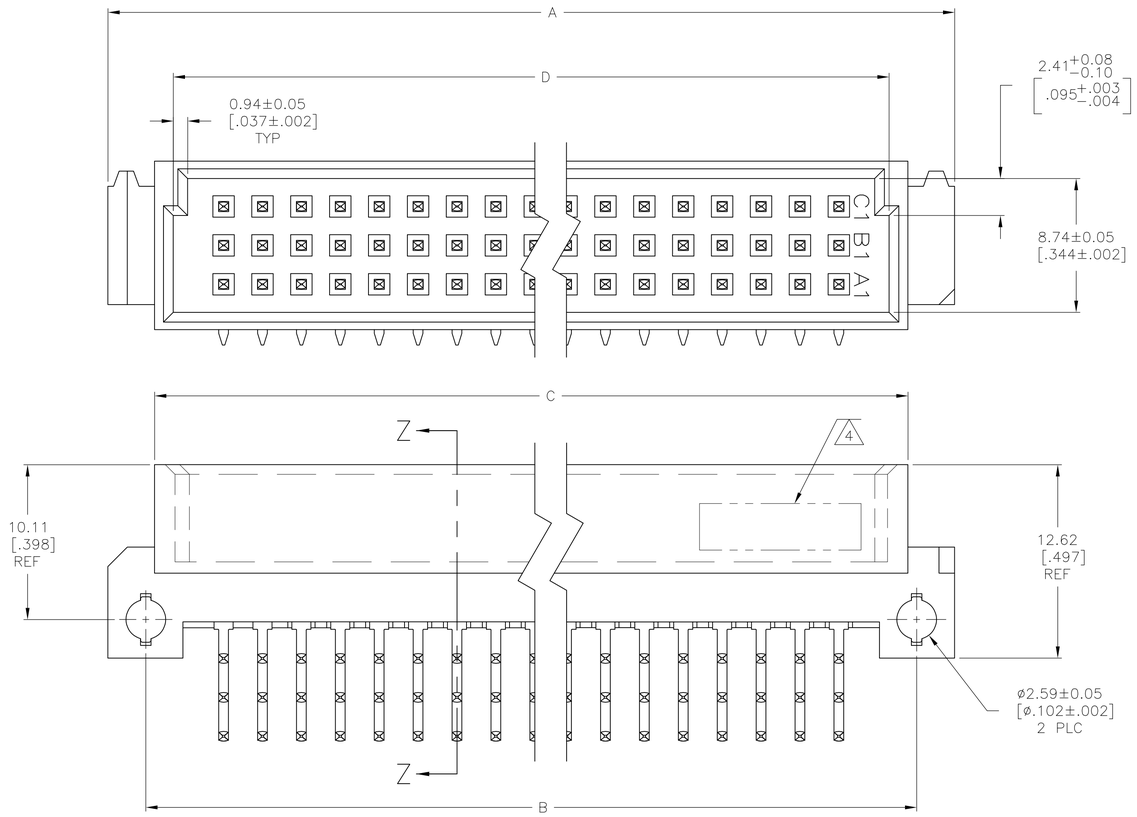

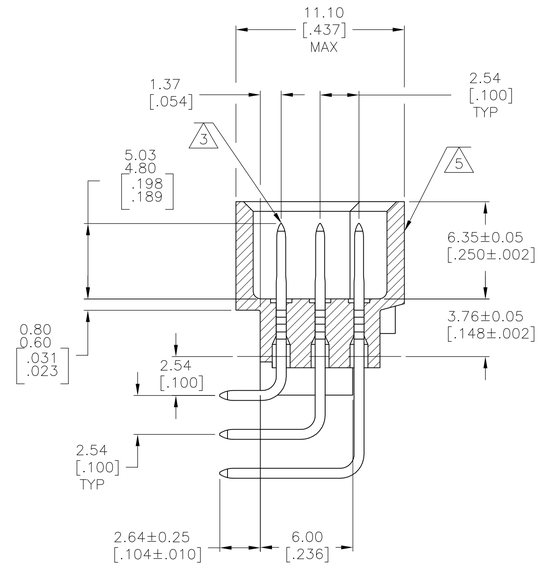

SECTION Z-Z

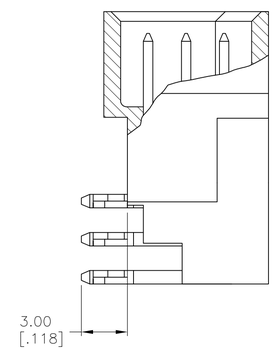

PRESS-FIT

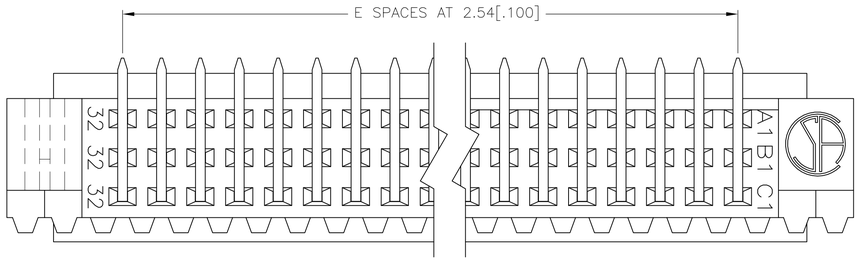

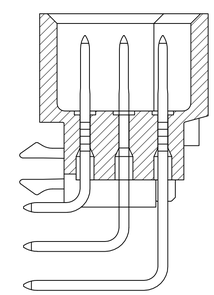

BOARD LOCK

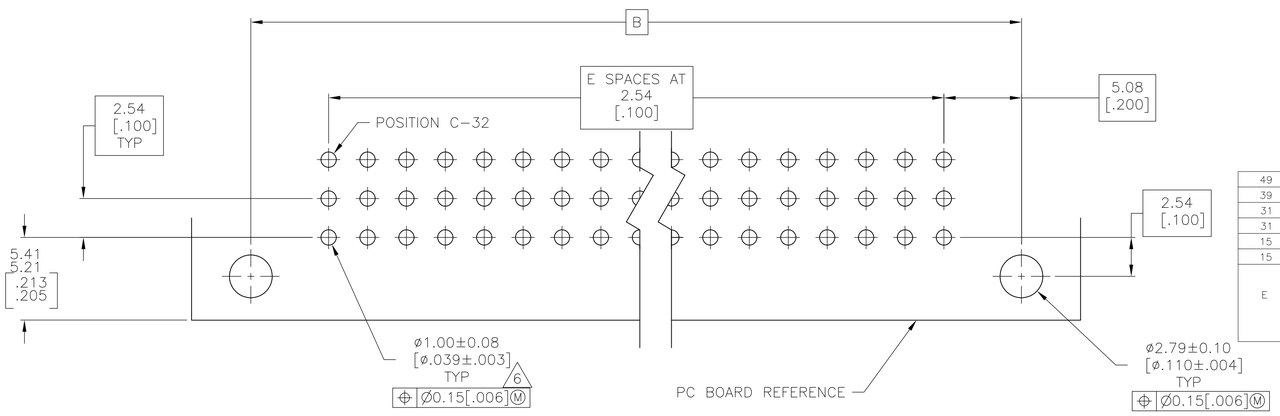

PC BOARD LAYOUT

E	D	C	B	A	ROWS LOADED	NO. OF LOADED POSITIONS	HOUSING SIZE								
49	131.01	133.48	134.62	139.7	A-B-C	150	150						650907-5	5650915-5	5650907-5
39	105.61	108.08	109.22	114.3	A-B-C	120	120						650906-5	5650914-5	5650906-5
31	85.29	87.76	88.9	94.0	A-C	64	96	216432-4	216432-1		650945-3	536356-5	650945-5	5536356-5	5650945-5
31	85.29	87.76	88.9	94.0	A-B-C	96		215605-4	215605-1	650473-8	650473-3	650913-5	650473-5	5650913-5	5650473-5
15	44.65	47.12	48.26	53.34	A-C	32	48	106276-4			650946-3	650978-5	650946-5	5650978-5	5650946-5
15	44.65	47.12	48.26	53.34	A-B-C	48		216398-4	216398-1		650478-3	148020-5	650478-5	5148020-5	5650478-5
								Press-fit	Press-fit	Wave Solder	Wave Solder	Wave Solder	Wave Solder	Reflow 260°C	Reflow 260°C
								ROHS Compliant	ROHS Compliant	Non ROHS Compliant	ROHS Compliant	ROHS Compliant	ROHS Compliant	ROHS Compliant	ROHS Compliant
								DIN 41612 Level II	1.25um GOLD	DIN 41612 Level II	Gold Flash	DIN 41612 Level II	DIN 41612 Level II	DIN 41612 Level II	DIN 41612 Level II
								No Boardlock	No Boardlock	No Boardlock	No Boardlock	With Boardlock	No Boardlock	With Boardlock	NO Boardlock
								PART NUMBER							

THIS DRAWING IS A CONTROLLED DOCUMENT.

DIMENSIONS: mm [INCHES]

TOLERANCES UNLESS OTHERWISE SPECIFIED:
0 PLC ± –
1 PLC ± –
2 PLC ± 0.13[.005]
3 PLC ± –
4 PLC ± –
ANGLES ± –

MATERIAL
FINISH

DWN 2/13/91 L. BRINER
CHK 2/13/91 D.C.RUBENDALL
APVD 2/13/91 D.C.RUBENDALL
PRODUCT SPEC —
APPLICATION SPEC —
WEIGHT —

TE Connectivity

NAME ASSEMBLY, PIN EUROCARD, TYPE C, .104 SOLDER POST

SIZE	CAGE CODE	DRAWING NO	RESTRICTED TO
A1	00779	C-650473	—

CUSTOMER DRAWING SCALE 5:1 SHEET 1 OF 1 REV S

4805 (3/11)

Downloaded From Oneyac.com

单击下面可查看定价，库存，交付和生命周期等信息

>>TE Connectivity(泰科)

Downloaded From Oneyac.com