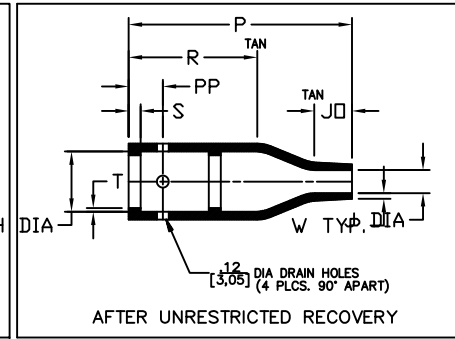
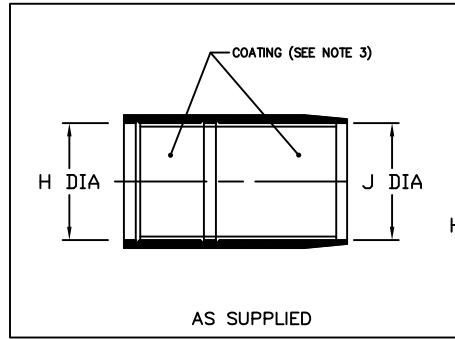


NOTES

- All dimensions are in $\frac{\text{inches}}{\text{[millimeters]}}$
- Dimensions appearing in table are as follows:
 - a - As Supplied
 - b - After Unrestricted Recovery
- Coating is optional. As supplied dimensions appearing in table are for uncoated parts. When coating is added, entry diameters will be reduced by .06 max.
- Part numbers 202D121-X-88 thru 202D153-X-88 will have two lips. Part numbers 202D163-X-88 thru 202D196-X-88 will have three lips.



DIMENSIONING AND TOLERANCING PER ASME Y14.5M (ISO STANDARDS)		
REVISIONS		
LTR	DESCRIPTION	DATE
B	REVISED PER ECO-12-007619	04/20/2012

TABLE OF DIMENSIONS

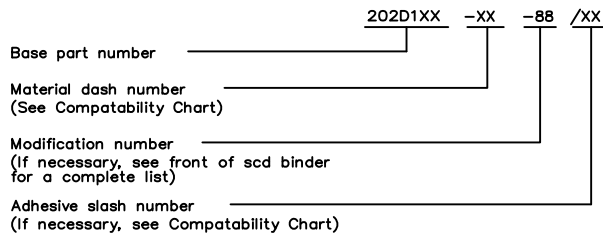
PART NUMBER	H		J			P	R	S	T	J0	W	PP
	Min	Max	Min	Min	Max	±10%	Ref	Ref	Ref	±10%	±20%	±10%
	a	b	-3,-4, a	-12 a	b	b	b	b	b	b	b	b
202D121-X-88	.92 [23,3]	.41 [10,5]	.92 [23,3]	.49 [12,4]	.22 [5,6]	1.50 [38,1]	.83 [21,1]	.12 [3,0]	.04 [1,0]	.40 [10,2]	.07 [1,78]	.48 [12,2]
202D132-X-88	1.12 [28,4]	.56 [14,3]	1.12 [28,4]	.58 [14,7]	.26 [6,6]	2.16 [54,9]	1.09 [27,7]	.12 [3,0]	.04 [1,0]	.65 [16,5]	.07 [1,78]	.49 [12,4]
202D142-X-88	1.22 [31,0]	.70 [17,8]	1.22 [31,0]	.63 [16,0]	.28 [7,2]	2.63 [66,8]	1.39 [35,3]	.12 [3,0]	.04 [1,0]	.70 [17,8]	.08 [2,03]	.75 [19,1]
202D153-X-88	1.42 [36,0]	.88 [22,4]	1.42 [36,0]	.73 [18,5]	.33 [8,4]	3.15 [80,0]	1.63 [41,4]	.12 [3,0]	.04 [1,0]	.82 [20,8]	.08 [2,03]	.75 [19,1]
202D163-X-88	1.68 [42,7]	1.11 [28,2]	1.68 [42,7]	.87 [22,0]	.39 [9,9]	4.08 [103,6]	2.22 [56,4]	.12 [3,0]	.065 [1,65]	.97 [24,6]	.09 [2,29]	.75 [19,1]
202D174-X-88	2.04 [51,8]	1.38 [35,1]	2.04 [51,8]	1.39 [35,3]	.62 [15,8]	5.13 [130,3]	2.54 [64,5]	.12 [3,0]	.065 [1,65]	1.56 [39,6]	.13 [3,3]	.57 [14,5]
202D185-X-88	2.60 [66,0]	1.75 [44,5]	2.60 [66,0]	1.80 [45,7]	.80 [20,4]	6.50 [165,1]	3.31 [84,1]	.12 [3,0]	.08 [2,0]	1.90 [48,3]	.16 [4,06]	.68 [17,3]
202D196-X-88	3.22 [81,7]	2.27 [57,6]	3.22 [81,7]	2.25 [57,1]	1.00 [25,4]	7.00 [177,8]	3.75 [95,3]	.12 [3,0]	.08 [2,0]	1.88 [47,8]	.16 [4,06]	.68 [17,3]

Raychem Molded Parts

CUSTOMER DRAWING

If this document is printed it becomes uncontrolled. Check for the latest revision

ORDERING INFORMATION



COMPATIBILITY CHART

MATERIAL DASH NO.	MATERIAL DESCRIPTION	RT SPEC	COATING SLASH NO.	COATING S NO.	COATING DESCRIPTION
-3	Polyolefin, Semi-rigid	RT-301	/42	S-1017	Adhesive
-4	Polyolefin, Flexible	RT-1304	/42	S-1017	Adhesive
-12	*VITON, Flexible	RT-1312	N/A		

*VITON is a Registered Trademark of Dupont

THIS DRAWING AND THE INFORMATION SET FORTH HEREON ARE THE PROPERTY OF TYCO ELECTRONICS CORPORATION, AND ARE TO BE HELD IN TRUST AND CONFIDENCE. PUBLICATION, DUPLICATION, DISCLOSURE OR USE FOR ANY PURPOSE NOT EXPRESSLY AUTHORIZED IN WRITING BY TYCO ELECTRONICS CORPORATION IS PROHIBITED.

UNLESS OTHERWISE SPECIFIED DIMENSIONS ARE METRIC AND INCHES ARE IN BRACKETS. DECIMAL TOLERANCES XXX ± 0.13 (.005) XX ± 0.25 (.01) X ± 0.50 (.10) ANGLE TOLERANCE .X ± 1 DEG.	DRAWN M Mazariegos 4/10/12	APPROVED D.Hurrell 4/17/11	STE TE Connectivity
	RPN	TITLE BOOT, STRAIGHT, WITH LIPS	
TYCO ELECTRONICS RESERVES THE RIGHT TO AMEND THIS DRAWING AT ANY TIME. USERS SHOULD EVALUATE THE SUITABILITY OF THE PRODUCT FOR THEIR APPLICATION. © 2012 Tyco Electronics Corporation. All rights reserved.	CAD FILE: 202D1XX-X-88_CD	THIRD ANGLE PROJECTION	SIZE B
	CODE IDENT. NO. 06090	DWG. NO. 202D1XX-X-88	SHEET 1 OF 1

单击下面可查看定价，库存，交付和生命周期等信息

[>>TE Connectivity\(泰科\)](#)