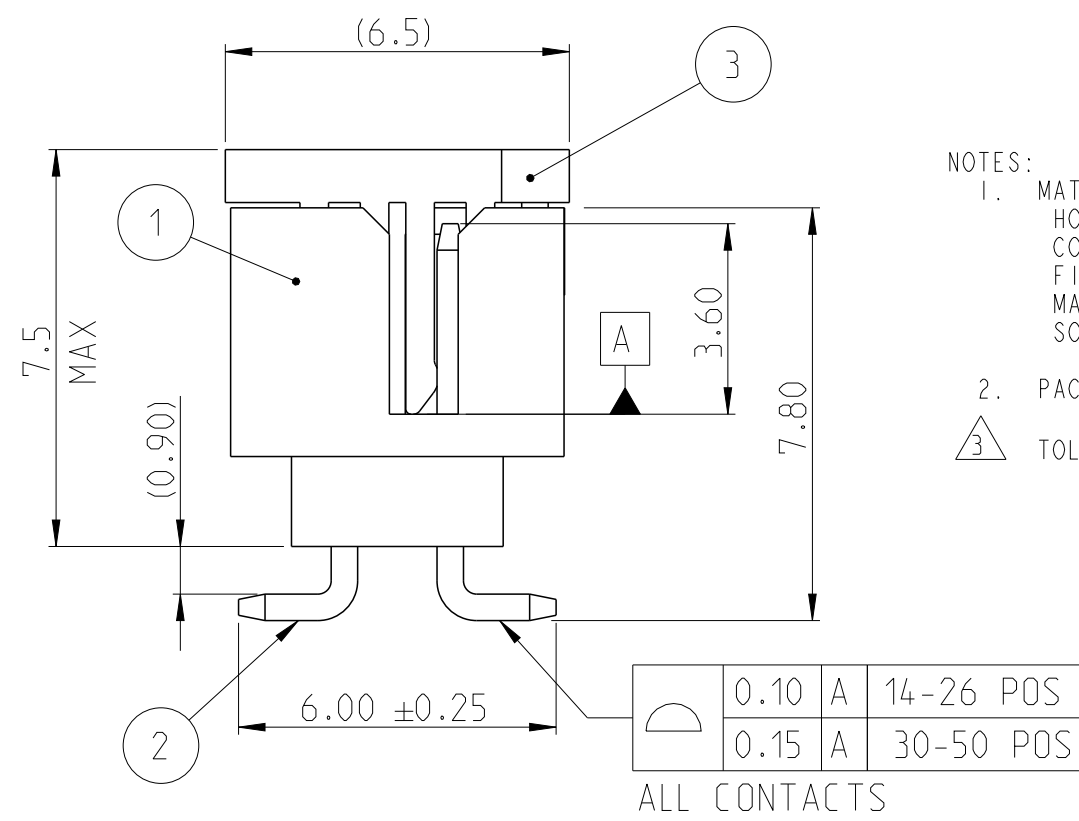
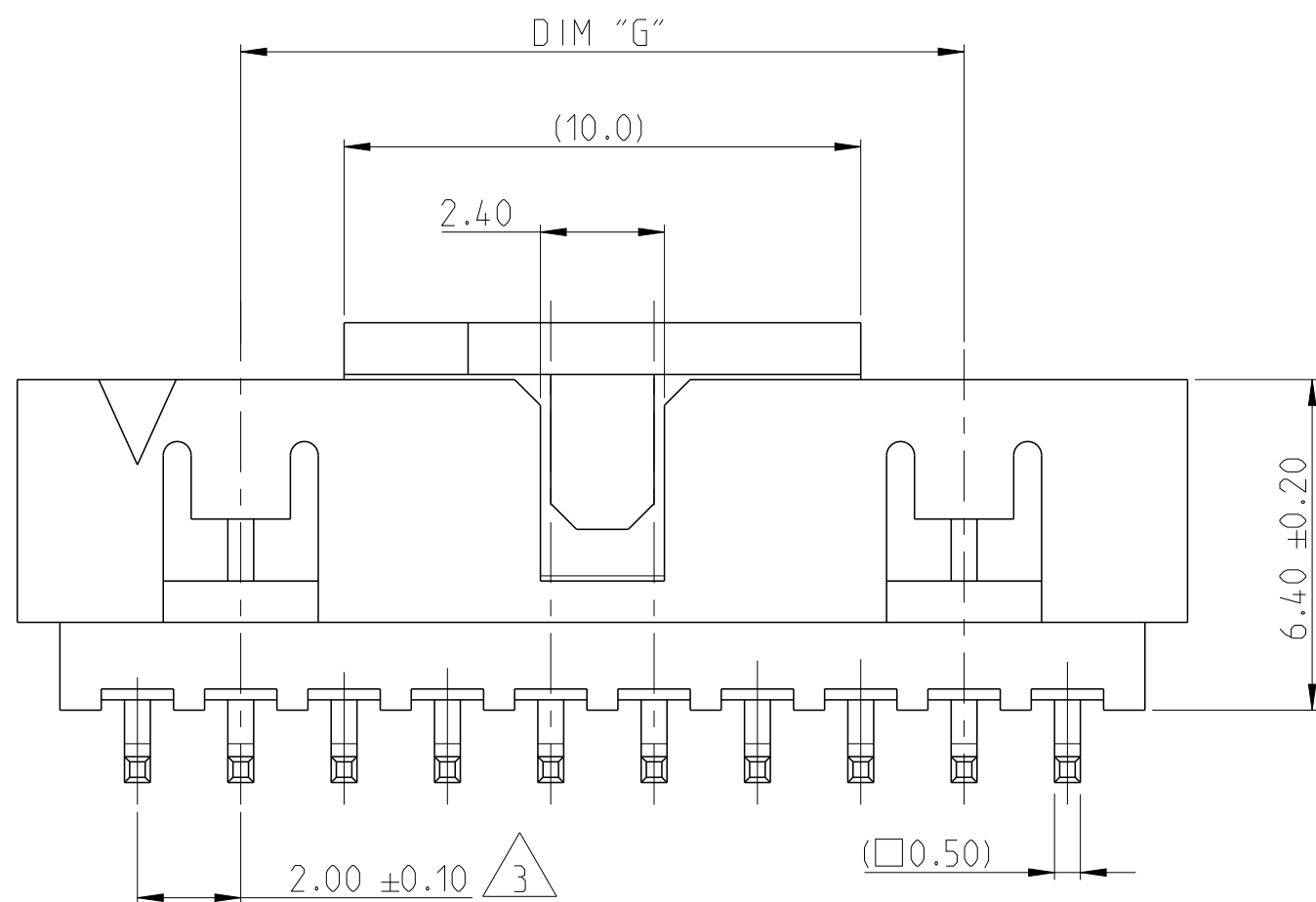
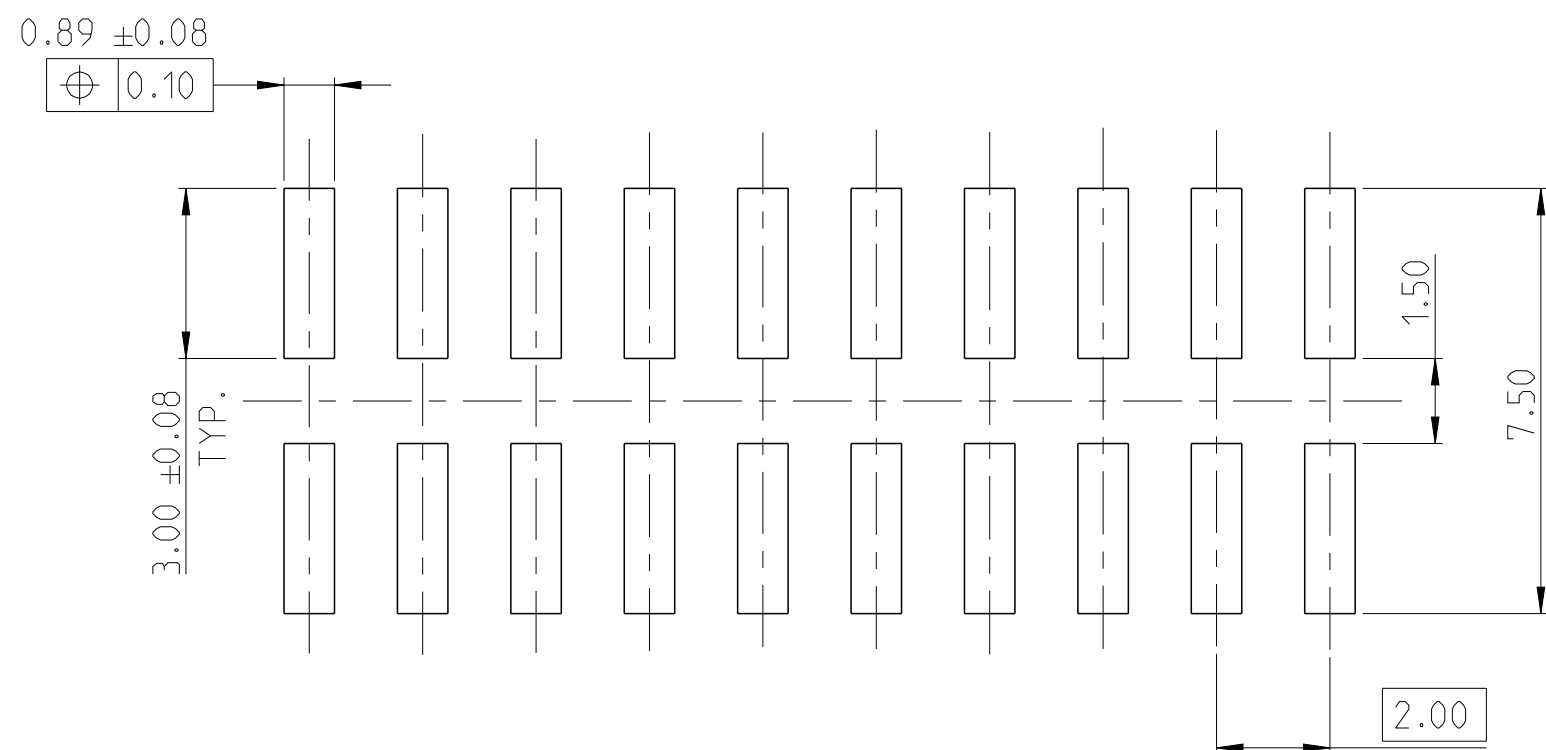
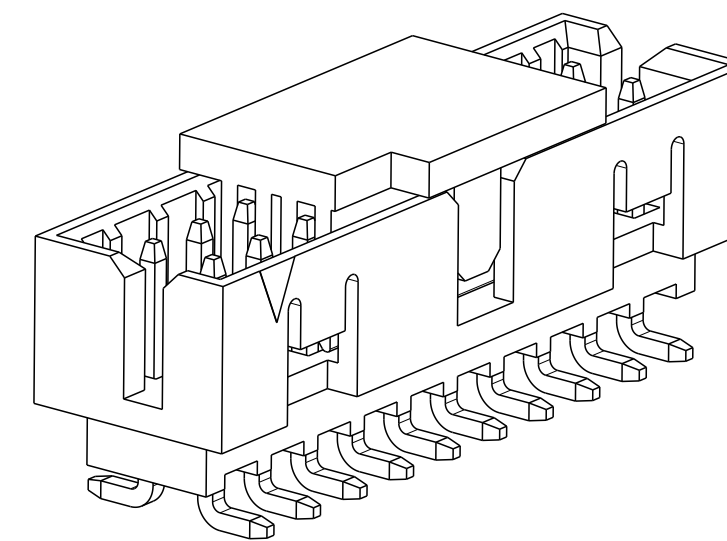
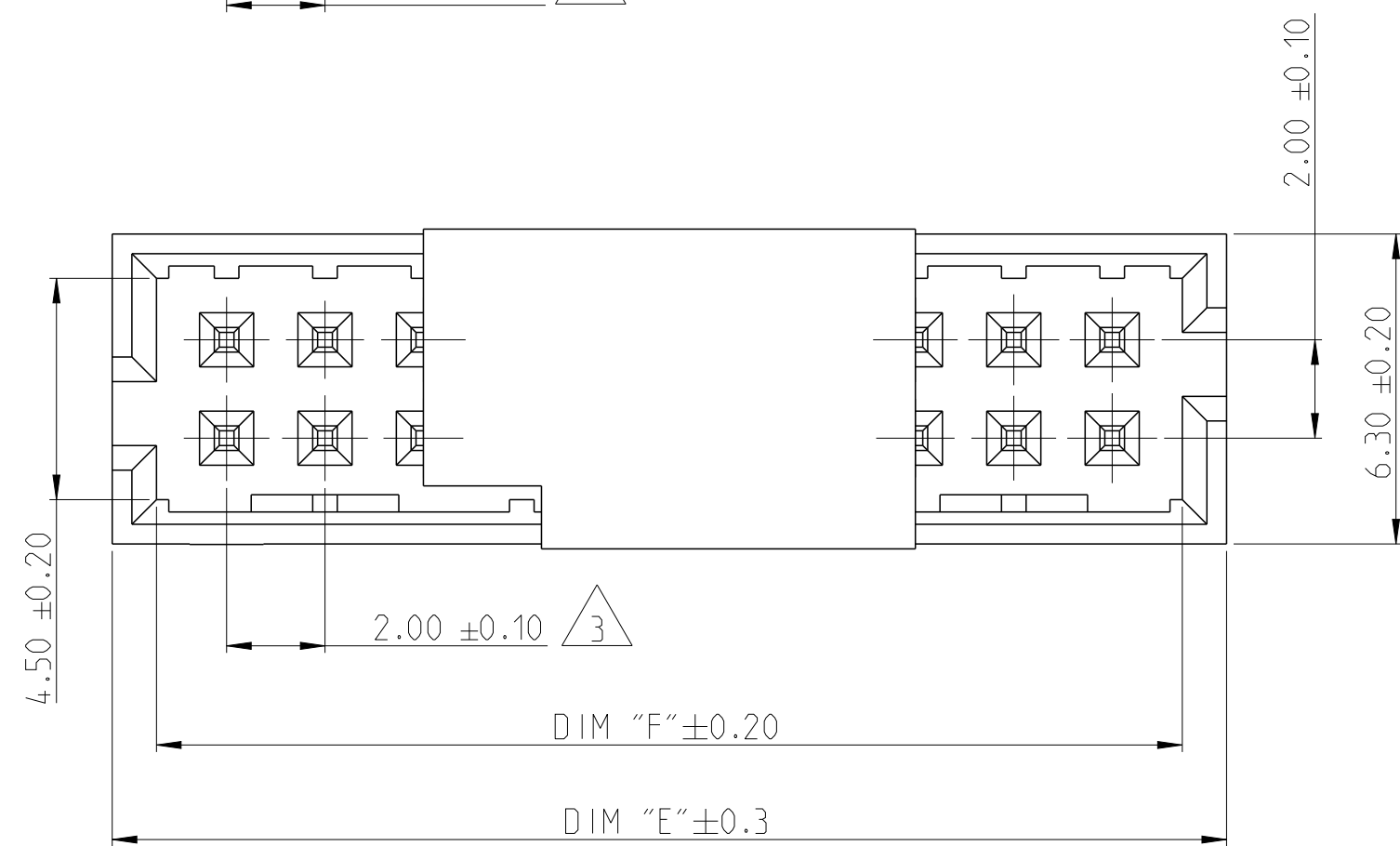


P	LTR	DESCRIPTION	DATE	DWN	APVD
A		RELEASE TO PRODUCTION	09DEC2019	AY	PS
A1		DIMENSION F REMOVED FROM PCB LAYOUT	11JUN2020	AY	PS



NOTES:

- MATERIAL  
HOUSING & P&P CAP : HIGH TEMPERATURE THERMOPLASTIC, UL94-V0; COLOR- BLACK  
CONTACT PIN : COPPER ALLOY  
FINISH :  
MATING SIDE: MIN. 0.1 μm GOLD OVER NICKEL UNDER PLATING.  
SOLDER SIDE: MIN. 2.0 μm TIN OVER NICKEL UNDER PLATING.
  - PACKAGING: TAPE AND REEL (WITH PICK AND PLACE CAP)
- △ TOLERANCE NOT CUMULATIVE.



2-2842240-0 AS SHOWN

44	50.85	52.65	50	5-2842240-0
38	44.85	46.65	44	4-2842240-4
34	40.85	42.65	40	4-2842240-0
28	34.85	36.65	34	3-2842240-4
24	30.85	32.65	30	3-2842240-0
20	26.85	28.65	26	2-2842240-6
18	24.85	26.65	24	2-2842240-4
14	20.85	22.65	20	2-2842240-0
10	16.85	18.65	16	1-2842240-6
8	14.85	16.65	14	1-2842240-4
DIM "G" DIM "F" DIM "E"			POS.	TE PN.

THIS DRAWING IS A CONTROLLED DOCUMENT.

DWN ANKIT YADAV 12NOV2019  
CHK KARTHIK JK 25NOV2019  
APVD PRASHANTH S. 27NOV2019

**STE** TE Connectivity

NAME AMPMODU 2mm, SHROUDED HEADER, DUAL ROW, VERTICAL SMD, 0.1 Au, T/R WITH PICK AND PLACE CAP

SIZE A2 CAGE CODE 00779 DRAWING NO. C-2842240 RESTRICTED TO -

CUSTOMER DRAWING SCALE 5:1 SHEET 1 OF 1 REV A1

DESCRIPTION	ITEM NO.
PICK AND PLACE CAP	3
CONTACT PIN	2
HOUSING	1

DIMENSIONS:	TOLERANCES UNLESS OTHERWISE SPECIFIED:
mm	0 PLC ±
	1 PLC ±
	2 PLC ±0.25
	3 PLC ±
	4 PLC ±
ANGLES	±2°
FINISH	-
	-

单击下面可查看定价，库存，交付和生命周期等信息

[>>TE Connectivity\(泰科\)](#)