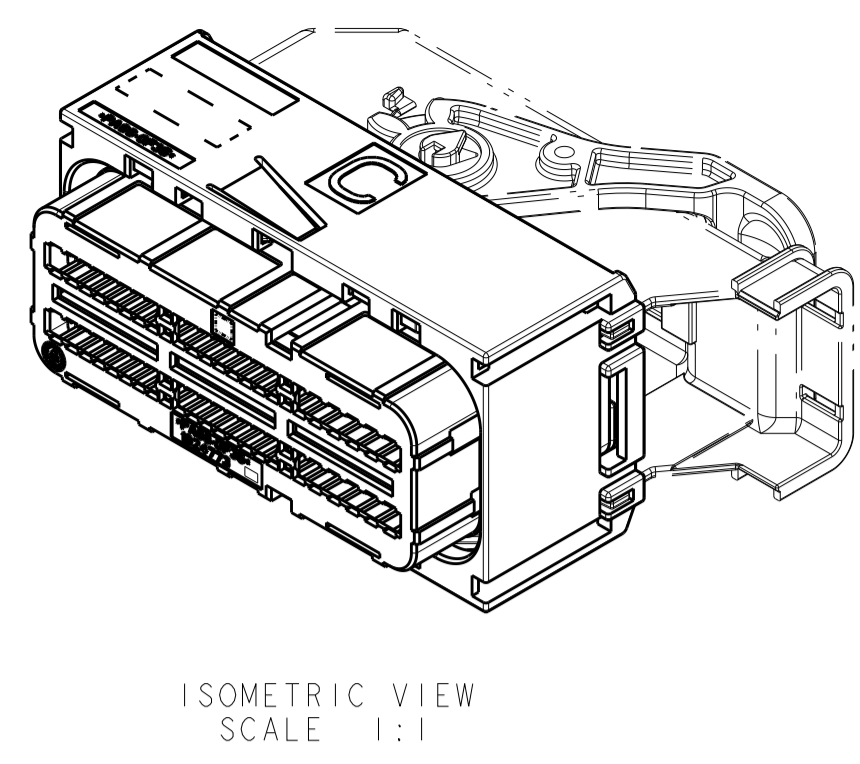
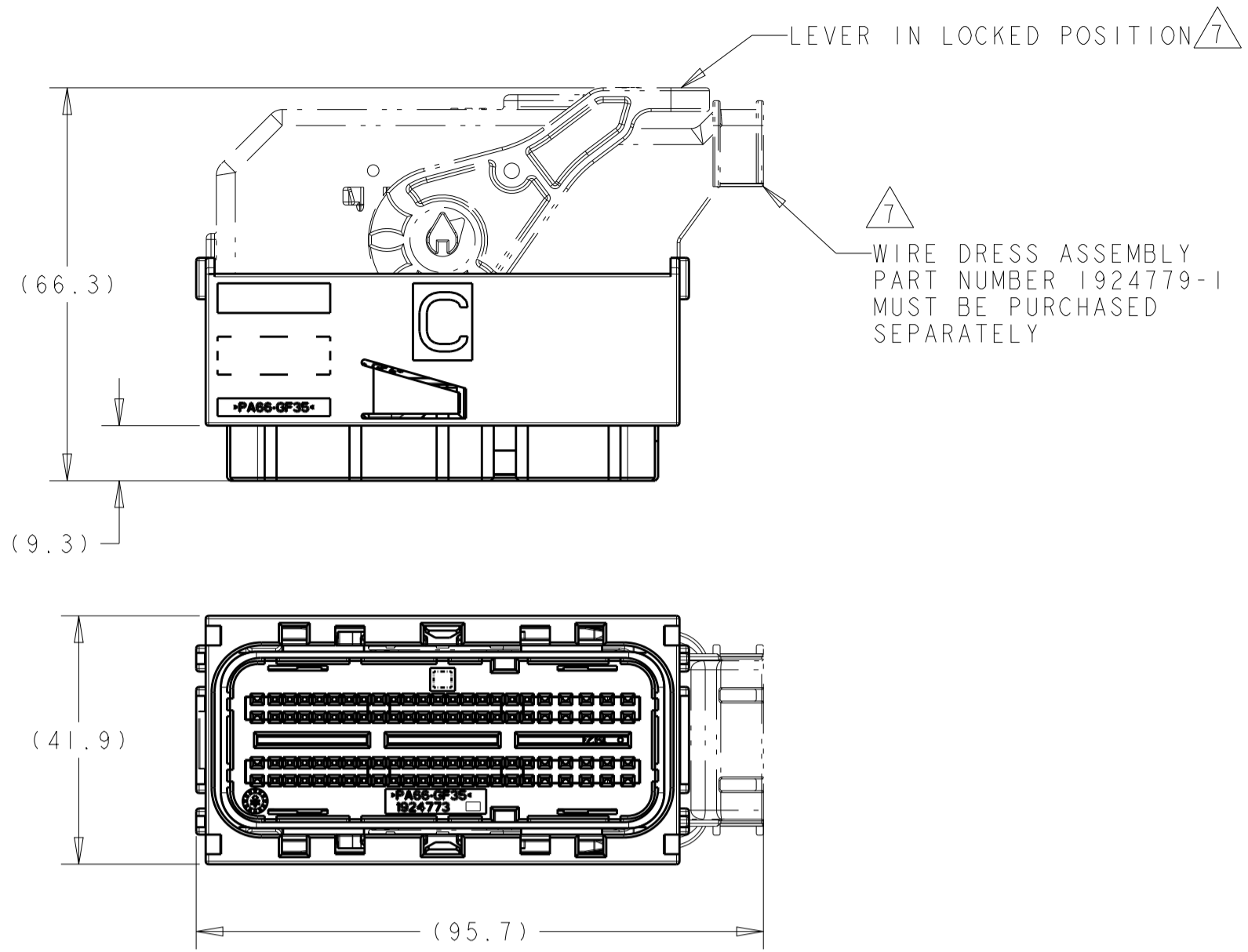
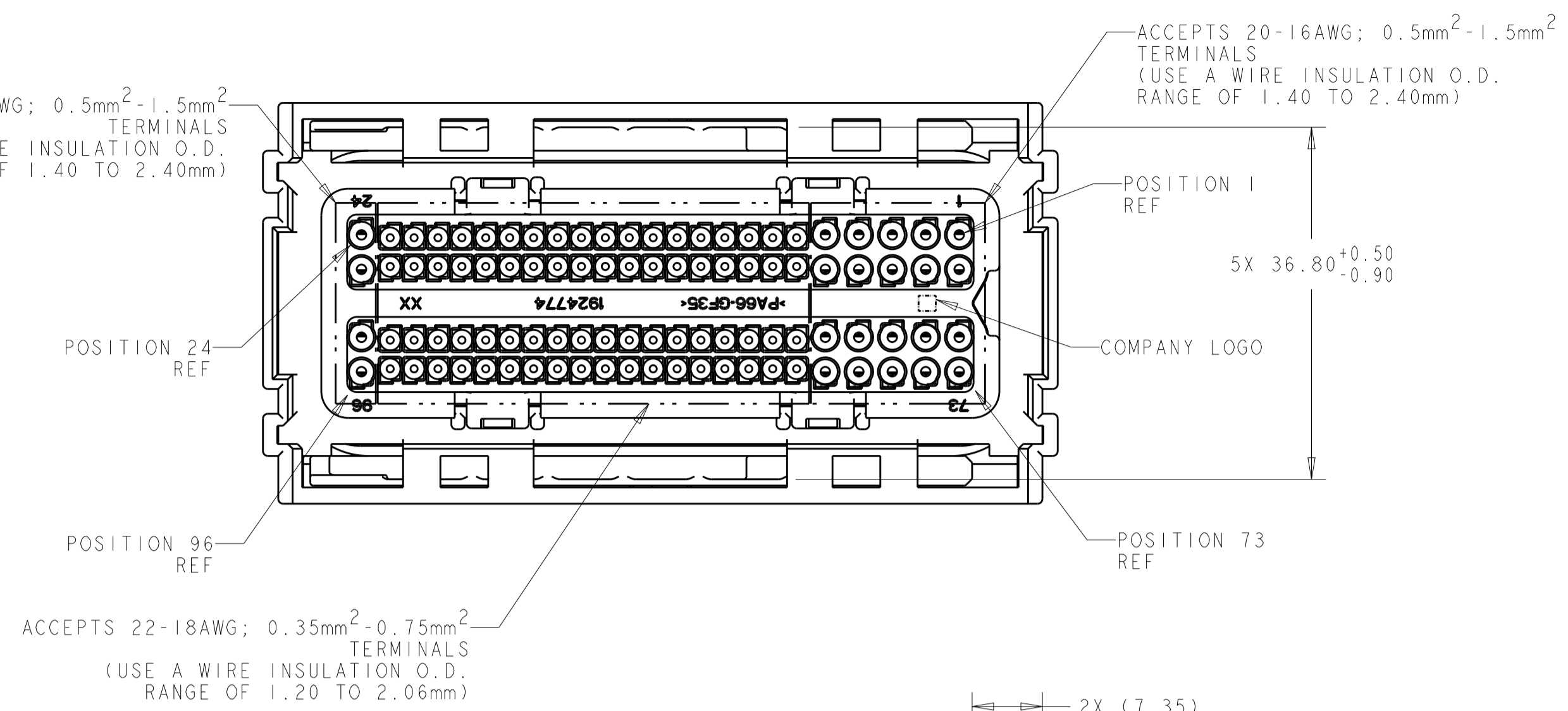


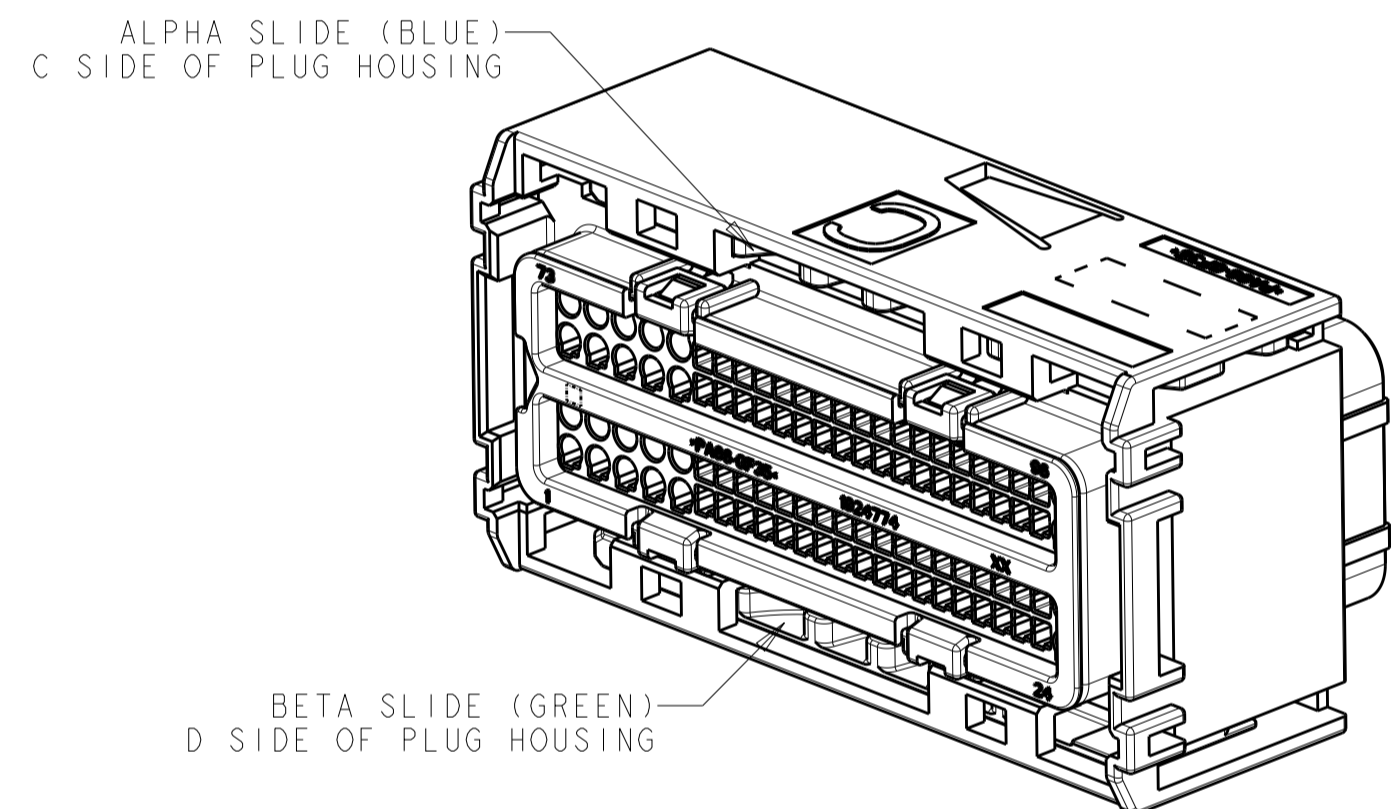
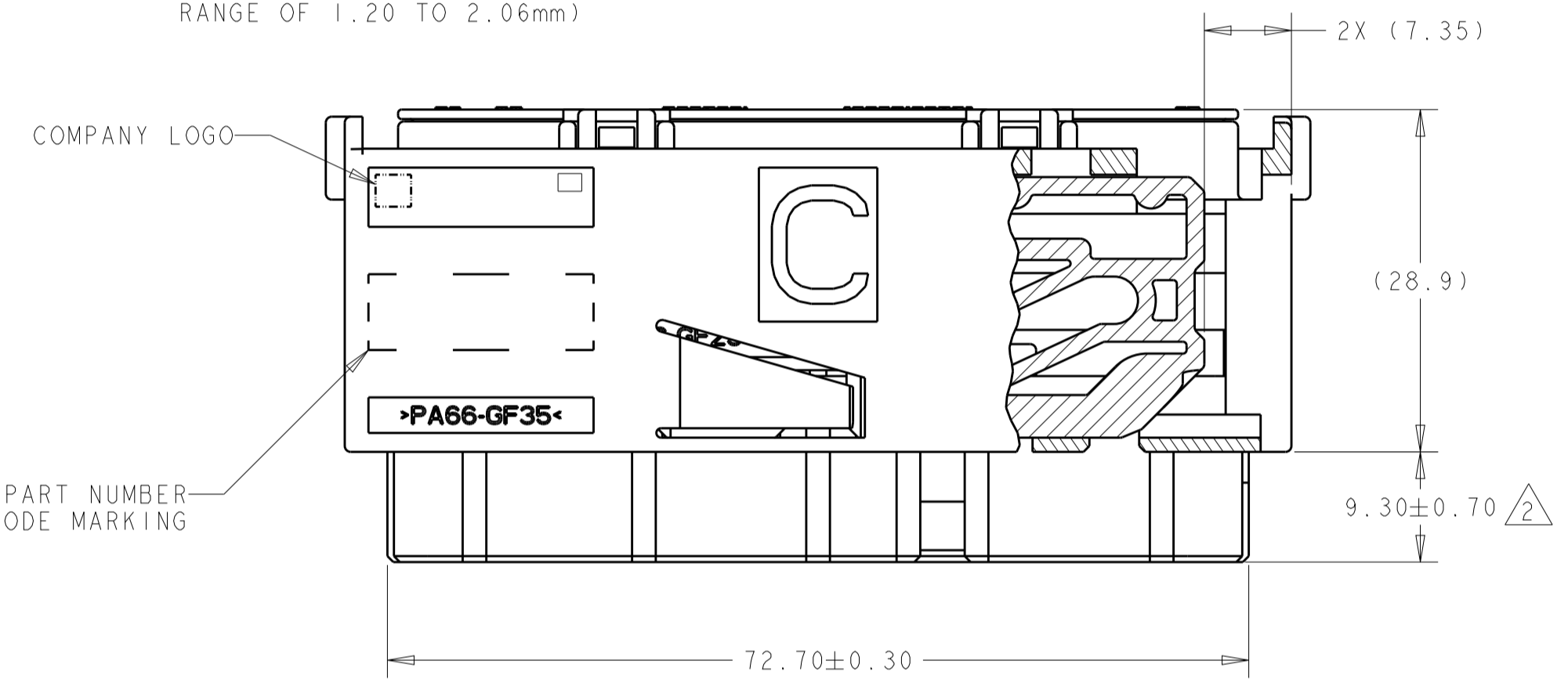
REVISIONS				
P.	LTN	DESCRIPTION	DATE	OWN APVD
C7		REV PER ECO-17-010568	20JUL2017	RGV GM
C8		REV PER ECO-17-018250	13DEC2017	JMS GK
C9		REVISED PER ECO-18-003252	02MAR2018	JMS GK
C10		REVISED PER ECO-20-012453	03SEP2020	CN HC



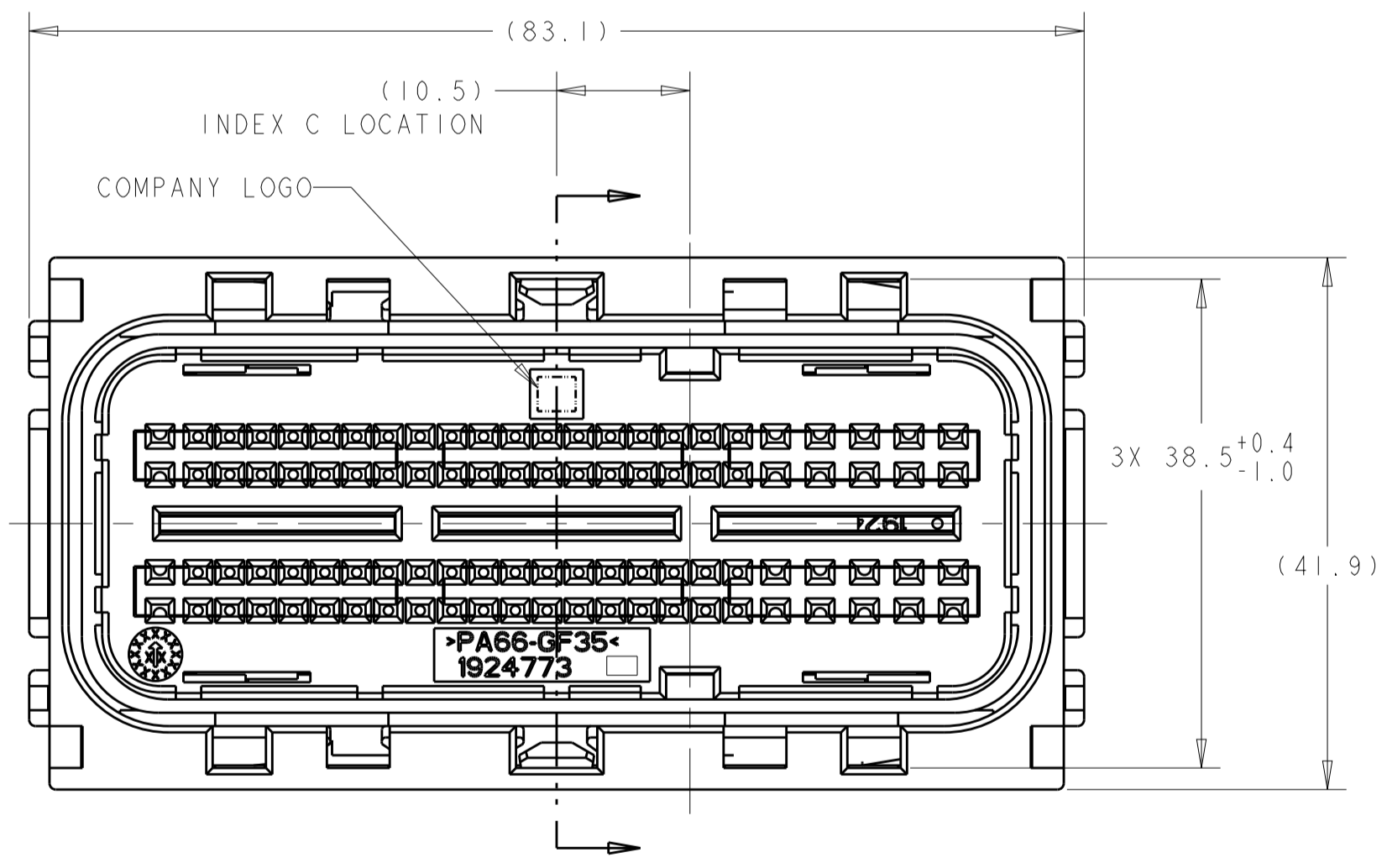
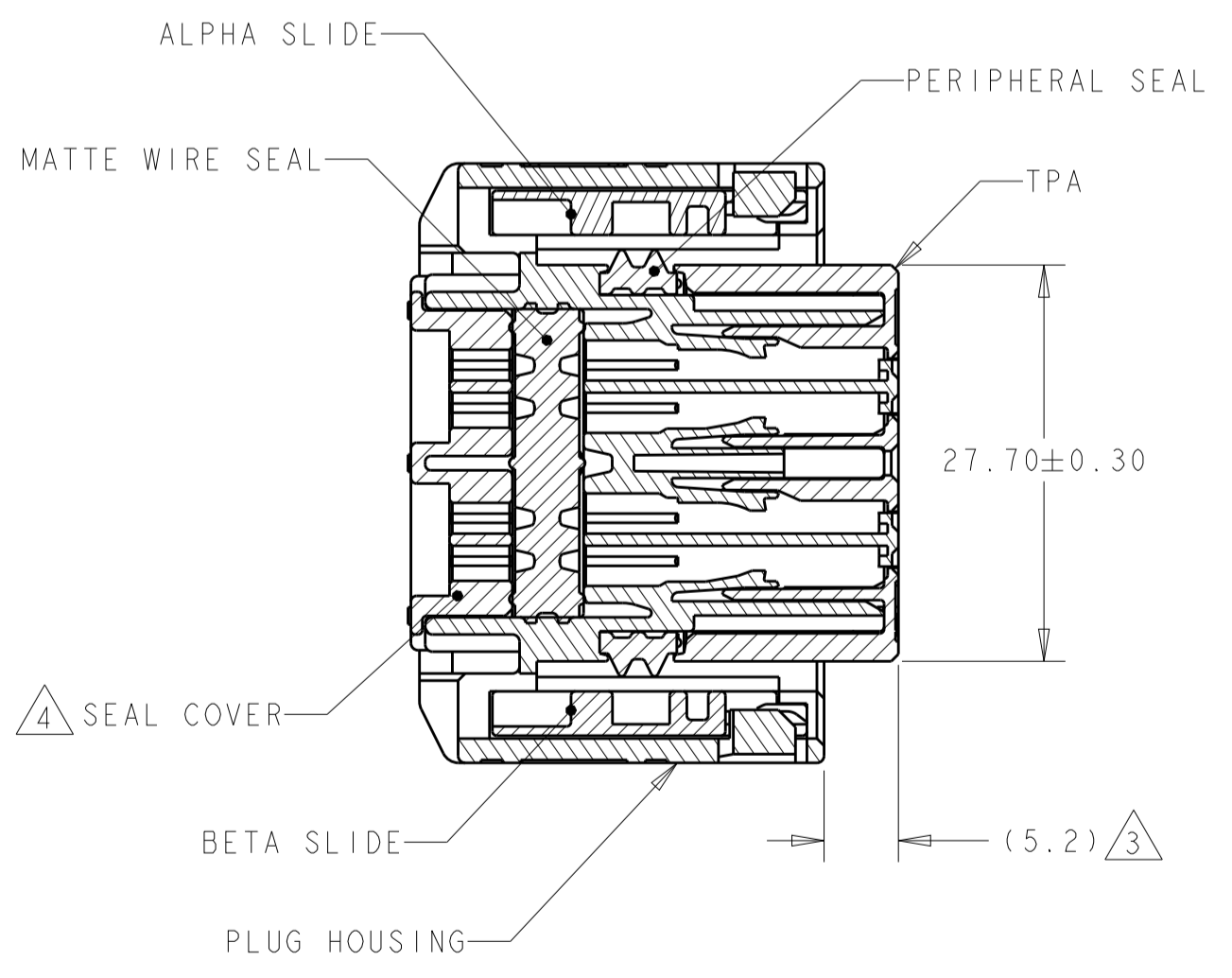
ACCEPTS 20-16AWG; 0.5mm²-1.5mm² TERMINALS (USE A WIRE INSULATION O.D. RANGE OF 1.40 TO 2.40mm)



ACCEPTS 22-18AWG; 0.35mm²-0.75mm² TERMINALS (USE A WIRE INSULATION O.D. RANGE OF 1.20 TO 2.06mm)



(METHOD FOR IDENTIFYING EXIT ORIENTATION)



SEE TABLE, SH 2	TAN	C	2-1924941-3
SEE TABLE, SH 2	TAN	C	2-1924941-2
SEE TABLE, SH 2	TAN	C	2-1924941-1
SEE TABLE, SH 2	TAN	C	2-1924941-0
SEE TABLE, SH 2	TAN	C	1-1924941-9
SEE TABLE, SH 2	TAN	C	1-1924941-8
SEE TABLE, SH 2	TAN	C	1-1924941-7
SEE TABLE, SH 2	TAN	C	1-1924941-6
SEE TABLE, SH 2	TAN	C	1-1924941-5
SEE TABLE, SH 2	TAN	C	1-1924941-4
SEE TABLE, SH 2	TAN	C	1-1924941-3
SEE TABLE, SH 2	TAN	C	1-1924941-2
SEE TABLE, SH 2	TAN	C	1-1924941-1
SEE TABLE, SH 2	TAN	C	1-1924941-0
SEE TABLE, SH 2	TAN	C	1924941-9
SEE TABLE, SH 2	TAN	C	1924941-8
SEE TABLE, SH 2	TAN	C	1924941-7
SEE TABLE, SH 2	TAN	C	1924941-6
SEE TABLE, SH 2	TAN	C	1924941-5
SEE TABLE, SH 2	TAN	C	1924941-4
SEE TABLE, SH 2	TAN	C	1924941-3
SEE TABLE, SH 2	TAN	C	1924941-2
SEE TABLE, SH 2	TAN	C	1924941-1
ALL OPEN	TAN	C	1924941-1
BLOCKED CIRCUITS	TPA COLOR	INDEX REF	PART NUMBER

- 1. PLUG HOUSING AND SEAL COVER: NYLON 6/6, BLACK. TPA: NYLON 6/6, COLOR - SEE TABLE. MATTE WIRE SEAL: SILICONE, LIGHT BLUE. PERIPHERAL SEAL: SILICONE, GREEN. ALPHA SLIDE: NYLON 6/6, BLUE. BETA SLIDE: NYLON 6/6, GREEN.
- 2. TPA SHOWN IN PRE-LATCHED, AS SHIPPED, POSITION.
- 3. TPA SHOWN IN CLOSED POSITION.
- 4. SEE TABLE ON SHEET 2 FOR SEAL COVER PIN OUT CONFIGURATION.
- 5. PLUG ASSEMBLY MATES WITH TYCO ELECTRONICS INTERFACE DRAWING 1924771.INT, POLARIZATION C.
- 6. PLUG ASSEMBLY WILL ACCEPT THE FOLLOWING GET TERMINAL PART NUMBERS: 1393364-1 (GOLD 22AWG; 0.35mm²) 1393365-1 (GOLD 18-20AWG; 0.75mm²-0.5mm²) 1924878-1 (TIN/SILVER 22AWG; 0.35mm²) 1924879-1 (TIN/SILVER 18-20AWG; 0.75mm²-0.5mm²) 1924782-1 (TIN/SILVER 1.0mm²) 1924880-1 (TIN/SILVER 16AWG; 1.5mm²)
- 7. WIRE DRESS ASSEMBLY MUST BE INSTALLED ONTO PLUG ASSEMBLY WITH LEVER IN LOCKED POSITION.
- 8. APPLICATION SPEC'S: 408-10229, 408-10230.
- 9. NOTE DELETED.
- 10. FORCE TO SEAT TPA COMPONENT FROM PRE-SET TO LOCKED (FULLY LOADED W/ TERMINALS) TO BE 83N MAX.
- 11. FORCE TO MOVE TPA FROM FULLY LOCKED TO PRE-SET TO BE 115N MAX. FLAT BLADE SCREWDRIVER SUGGESTED FOR REMOVAL OF TPA.

THIS DRAWING IS A CONTROLLED DOCUMENT.

DIMENSIONS:	TOLERANCES UNLESS OTHERWISE SPECIFIED:	OWN: D. J. HARDY 29NOV2007	CHK: A. J. VASBINDER 03DEC2007	APVD: A. J. VASBINDER 03DEC2007
mm	0 PLC ± 1 PLC ±0.25 2 PLC ± 3 PLC ± 4 PLC ± ANGLES ±	NAME: PLUG ASSEMBLY, 96 POSITION, INDEX C - RIGHT EXIT, SEALED, GPEC II	SIZE: A1	CAGE CODE: 100779
MATERIAL:	FINISH:	APPLICATION SPEC: 8	WEIGHT:	SCALE: 2:1
CUSTOMER DRAWING		RESTRICTED TO:	SHEET 1 OF 2	REV C10

单击下面可查看定价，库存，交付和生命周期等信息

[>>TE Connectivity\(泰科\)](#)