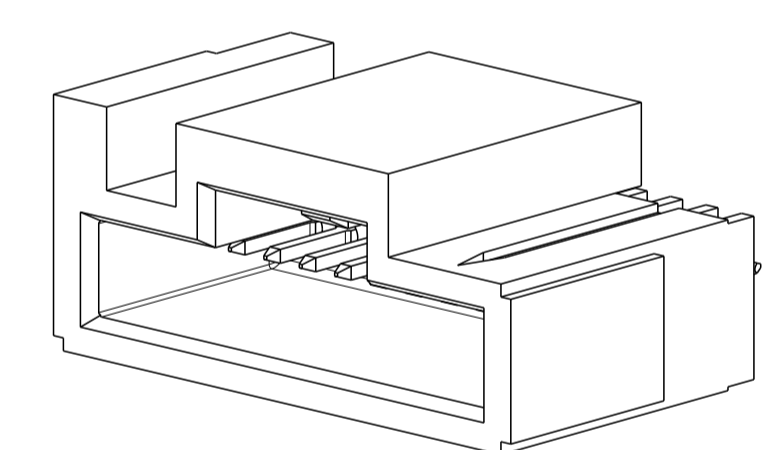
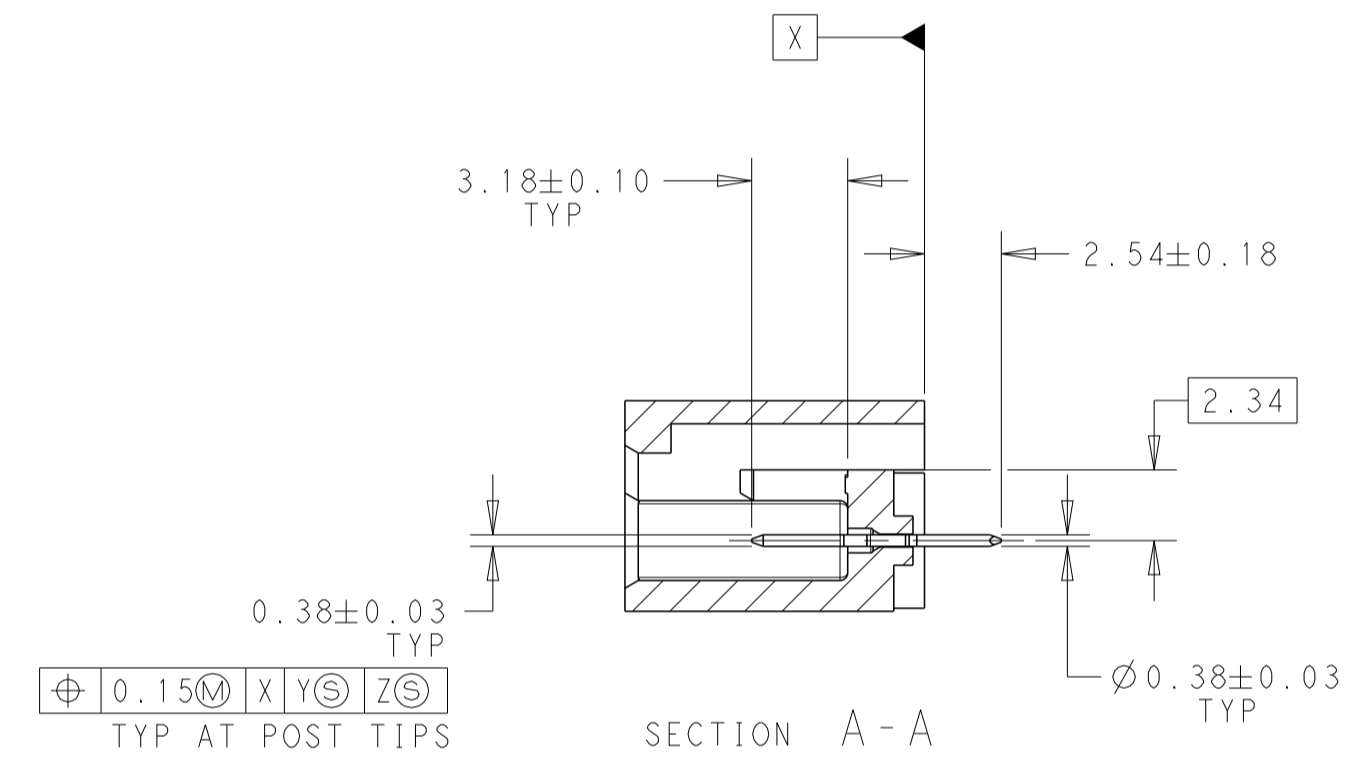
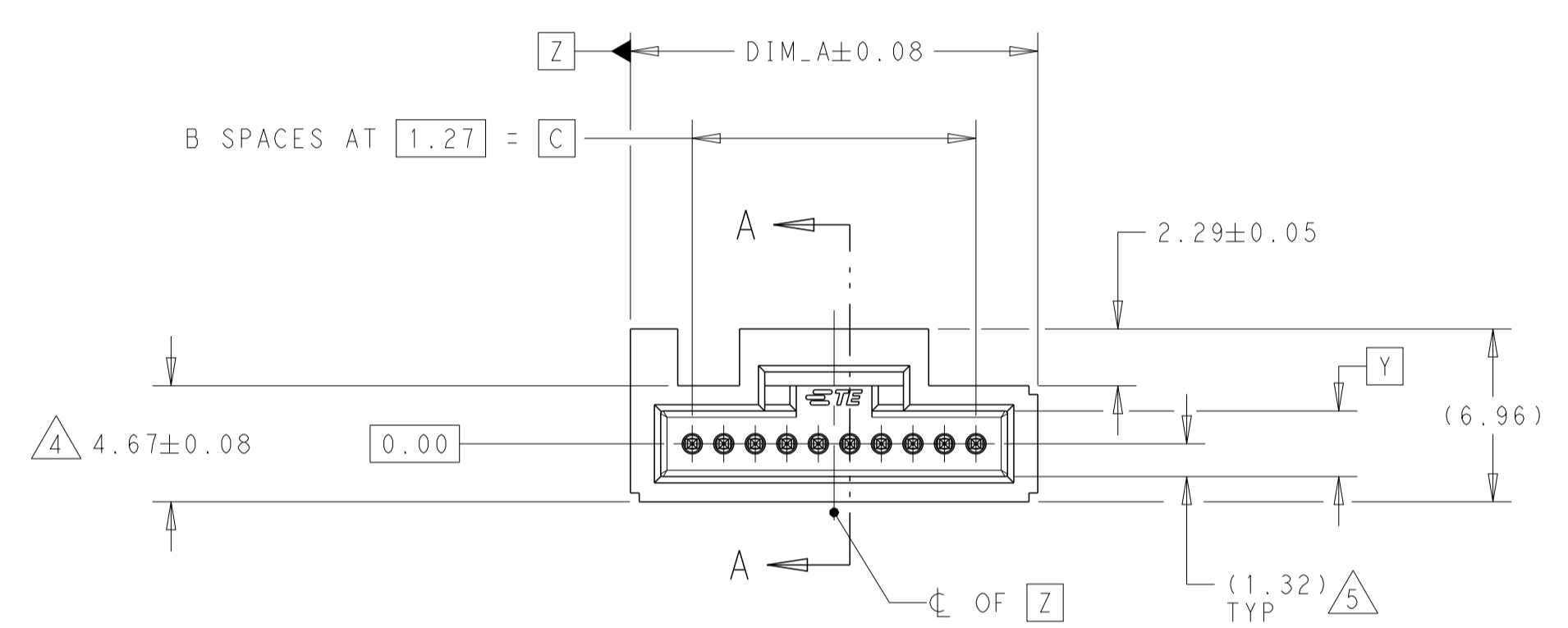
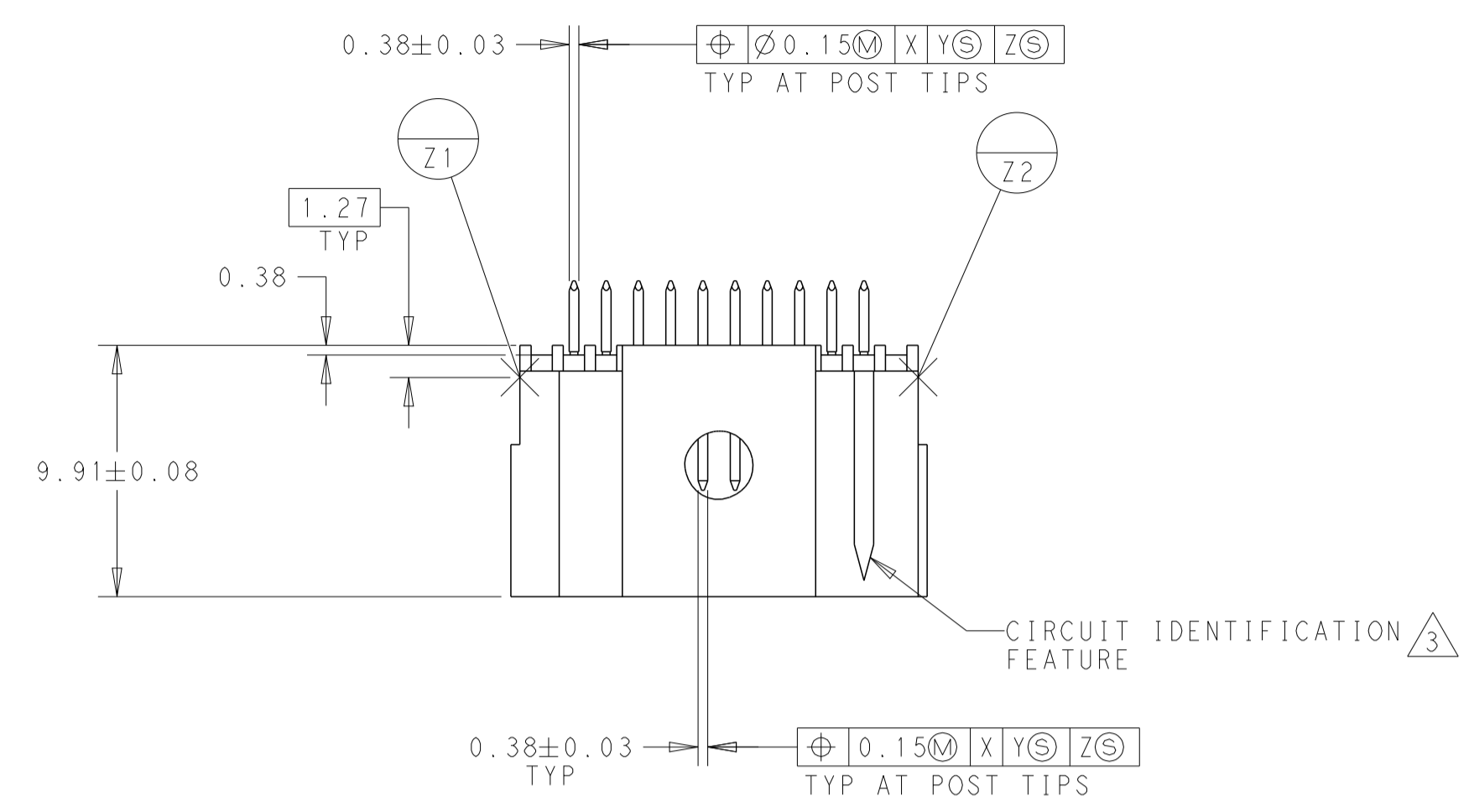
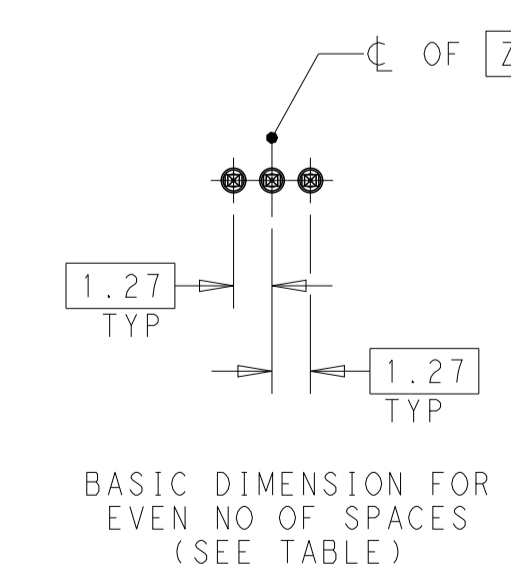
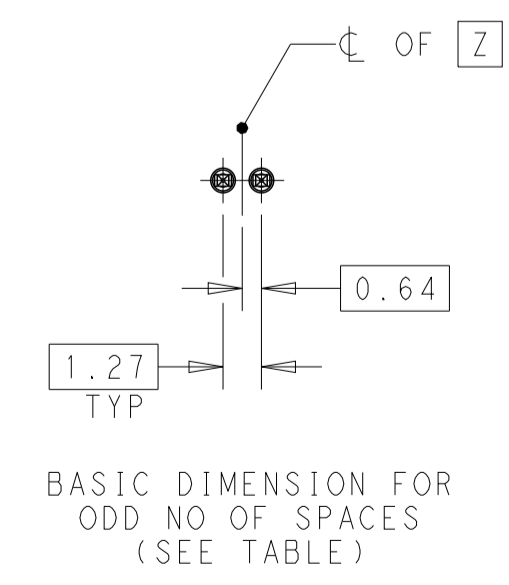
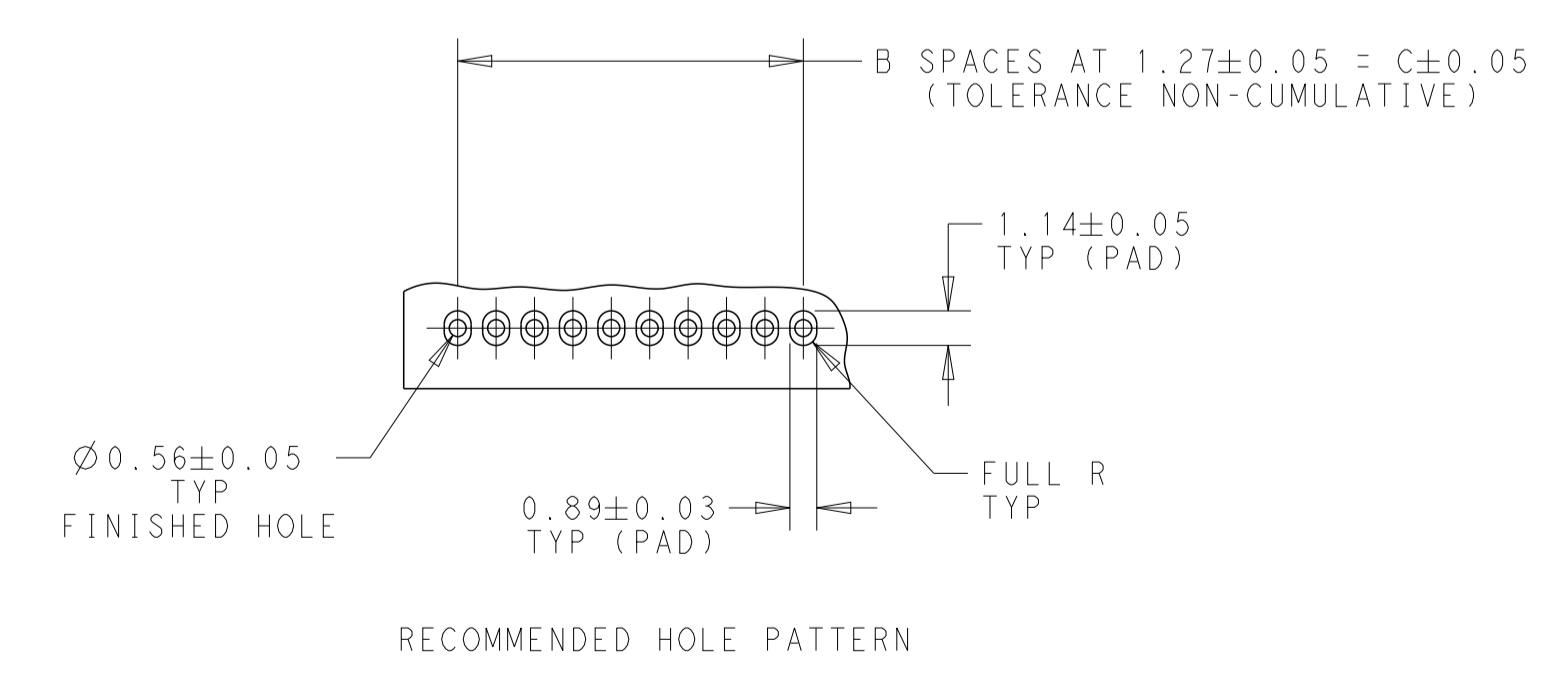


REVISIONS				
P	LTN	DESCRIPTION	DATE	APVD
E		REDRAWN/REVISED PER ECO-17-001745	22NOV2017	KS JO



SCALE 5:1



- 1. CONTACT AREAS PLATED WITH 0.76µm GOLD, SOLDER TAILS PLATED WITH 3.81µm TIN-LEAD, ALL OVER 1.27µm MIN NICKEL
- 2. NOTE DELETED.
- 3. CIRCUIT IDENTIFICATION FEATURE OMITTED ON 4, 5, 6 & 7 POSITION HEADER ASSEMBLIES
- 4. DIMENSIONS APPLY AT BASE OF SHROUD
- 5. THE NOTED DIMENSIONS APPLY AT THE INTERSECTION OF THE POST & HOUSING
- 6. NOTE DELETED.
- 7. CONTACT AREAS PLATED WITH 0.76µm GOLD, SOLDER TAILS PLATED WITH 3.81µm TIN, ALL OVER 1.27µm MIN NICKEL
- 8. FINISH: 0.03µm MIN GOLD ON GOLD PLATED AREA, 3.81µm MATTE TIN-LEAD ON TIN PLATE AREA. UNDER PLATING SHOULD BE 1.27µm NICKEL ON ENTIRE CONTACT. GOLD AND TIN PLATING MAY NOT OVERLAP
- 9. FINISH: 0.03µm MIN GOLD ON GOLD PLATED AREA, 3.81µm MATTE TIN ON TIN PLATE AREA. UNDER PLATING SHOULD BE 1.27µm NICKEL ON ENTIRE CONTACT. GOLD AND TIN PLATING MAY NOT OVERLAP
- 10. NOTE DELETED.
- 11. MATERIAL - HOUSING: LCP, COLOR-BLACK  
 CONTACT: COPPER ALLOY

FINISH	DIM_C	B SPACES	DIM_A	NO OF POSN	PART NUMBER
9	11.43	9	16.41	10	7-146085-1
7	11.43	9	16.41	10	5-146085-1
8	11.43	9	16.41	10	2-146085-1
1	11.43	9	16.41	10	146085-1

THIS DRAWING IS A CONTROLLED DOCUMENT.

DIMENSIONS: mm

TOLERANCES UNLESS OTHERWISE SPECIFIED:

0 PLC	±
1 PLC	±0.3
2 PLC	±0.13
3 PLC	±
4 PLC	±
ANGLES	±0.5°

MATERIAL: SEE TABLE

THIS DRAWING IS A CONTROLLED DOCUMENT. DWN: R. SHRISHAILI, 22NOV2017, CHK: J. OLSON, 22NOV2017, APVD: J. OLSON, 22NOV2017

NAME: TE Connectivity

PRODUCT SPEC: 108-1093

APPLICATION SPEC: 114-25031

SIZE: A1

WEIGHT: -

CUSTOMER DRAWING

SCALE: 4:1

SHEET 1 OF 1

REV E

单击下面可查看定价，库存，交付和生命周期等信息

[>>TE Connectivity\(泰科\)](#)