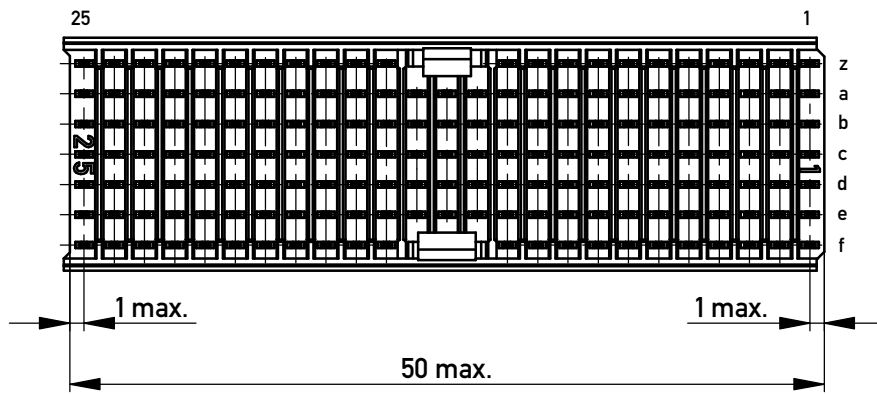
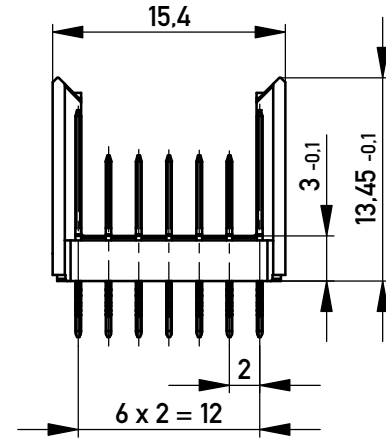
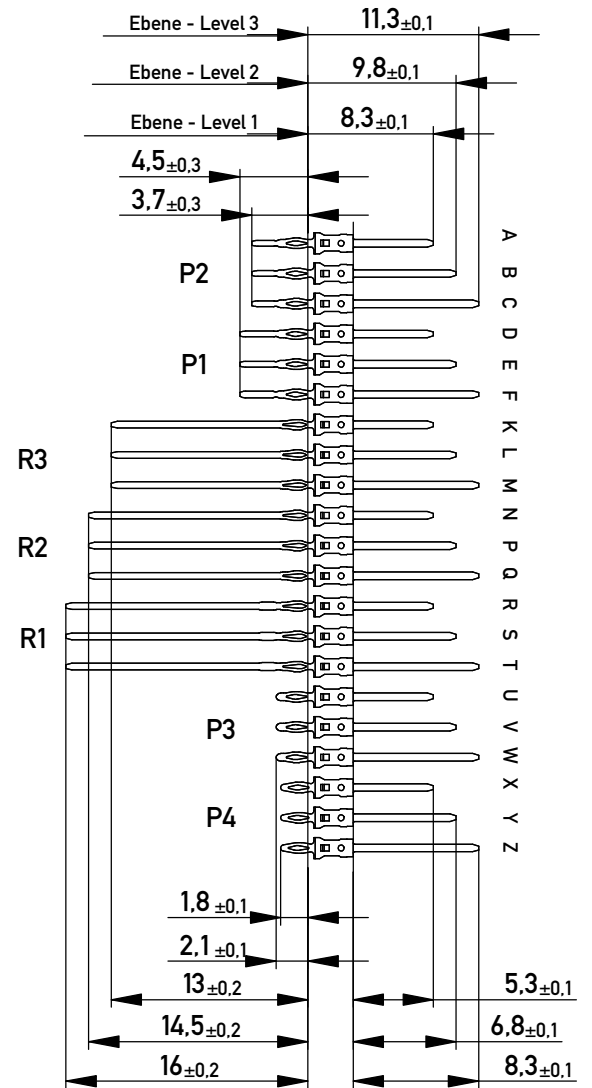
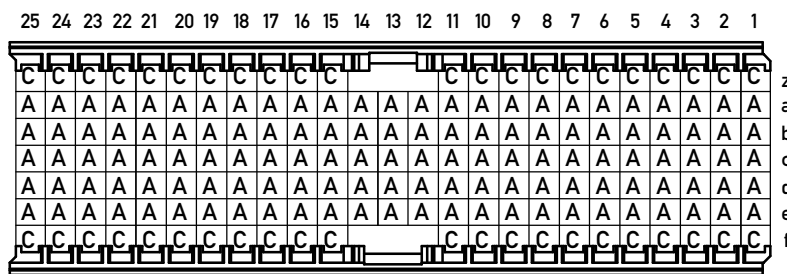


EN Zone für durchkontaktierte Löcher $\phi 0,6 \pm 0,05$
compliant zone for thru hole $\phi 0,6 \pm 0,05$

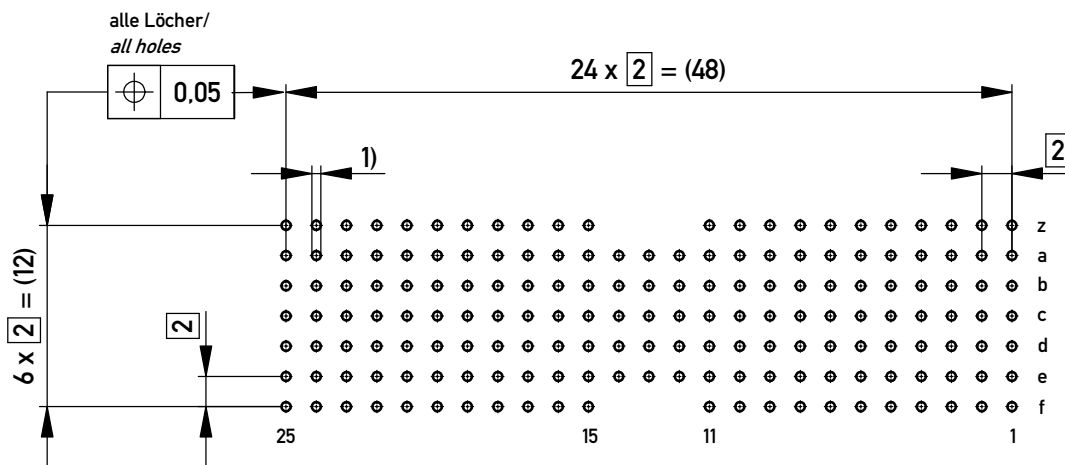


Bestückungsplan - contact layout



Lochbild für Leiterplatte (Bestückungsseite)

board hole pattern (component mounting side)



- 1) $\phi 0,6 \pm 0,05$ Durchmesser des metallisierten Loches
 $\phi 0,6 \pm 0,05$ Diameter of finished plated-through hole

Schichtaufbau im metallisierten Loch siehe Zeichnung 164062 Nr.1
Metal plating of plated-through hole according to 164062 No.1

Fehlende Maße und Angaben nach IEC 61076-4-101
Missing information and dimensions per IEC 61076-4-101

Information: P2 Level 1, 3 siehe Bestückungsplan / see contact layout Anforderungsstufe 2 / class 2 All rights reserved. Only for Information. To ensure that this is the latest version of this drawing, please contact one of the ERNI companies before using.	Tolerances All Dimensions in mm	Scale 2:1	Designation ERmet Messerleiste AB ERmet Male Wide Type AB
	www.ERNI.com	114153	
b	06.03.2018 Date	Class ERMAB	

单击下面可查看定价，库存，交付和生命周期等信息

[>>TE Connectivity\(泰科\)](#)