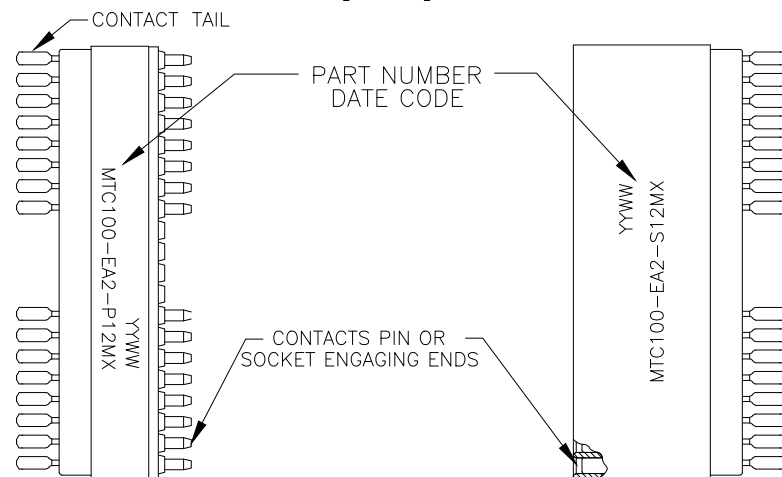
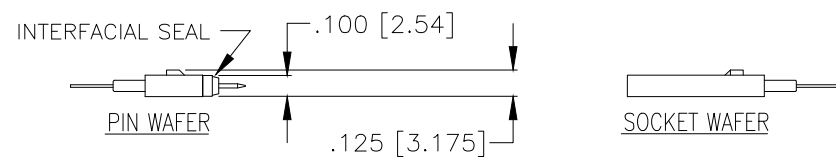
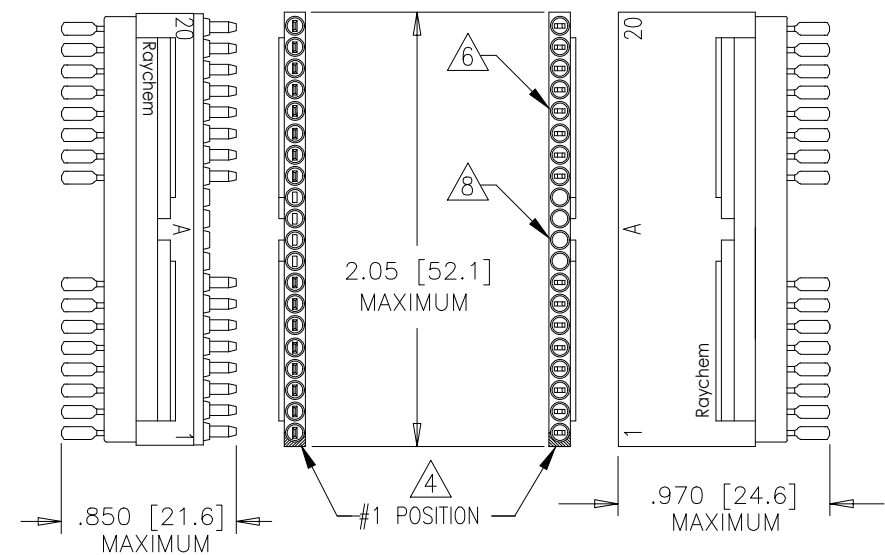


THIS DRAWING AND THE INFORMATION SET FORTH HEREON ARE THE PROPERTY OF TYCO ELECTRONICS CORPORATION, AND ARE TO BE HELD IN TRUST AND CONFIDENCE. PUBLICATION, DUPLICATION, DISCLOSURE, OR USE FOR ANY PURPOSE NOT EXPRESSLY AUTHORIZED IN WRITING BY TYCO ELECTRONICS CORPORATION IS PROHIBITED.

REVISIONS			
LTR	DESCRIPTION	DATE	APPROVED
A	PER ECO-10-015431	JULY/27/2010	M. HIGGY
B	PER ECO-11-004127	Feb/24/2011	M. HIGGY
C	REVISED PER ECO-19-014113	Sep/12/2019	A.SOLIS

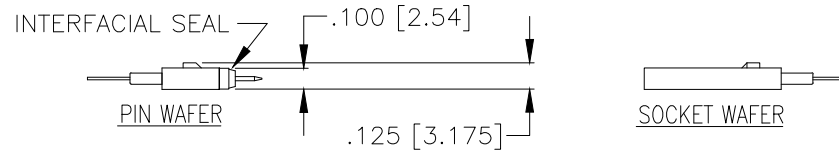
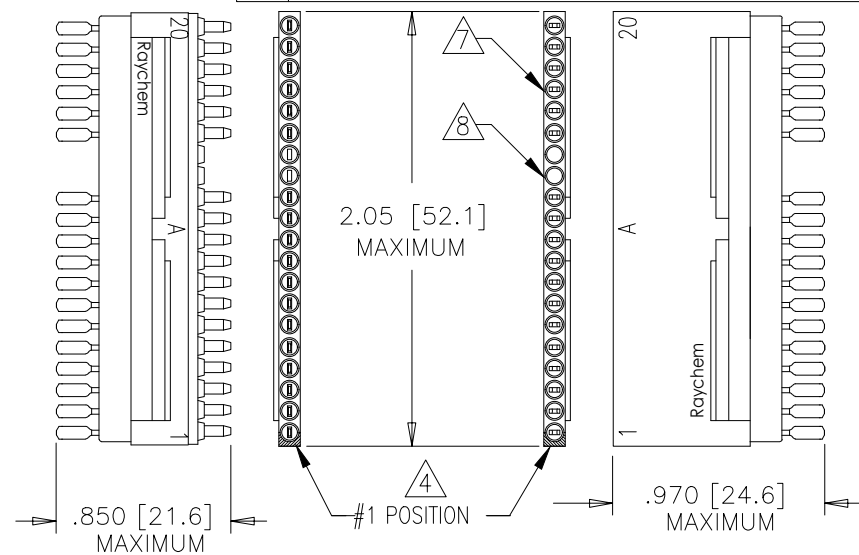


THIS MODEL HAS 16 ACTIVE CONNECTIONS. LINE 9, 10, 11 AND 12 CONNECTIONS DO NOT EXIST.

FIGURE I

FIGURE	TABLE I		
	PART#	DESCRIPTION	WEIGHT MAX. GRAMS
I	MTC100-EA2-P12M1	A WAFER, PIN ⁶	T.D.
	MTC100-EA2-S12M1	A WAFER, SOCKET ⁶	T.D.
II	MTC100-EA2-P12M2	A WAFER, PIN ⁷	T.D.
	MTC100-EA2-S12M2	A WAFER, SOCKET ⁷	T.D.
III	MTC100-EA2-P12M3	A WAFER, PIN ⁹	T.D.
	MTC100-EA2-S12M3	A WAFER, SOCKET ⁹	T.D.

IF THIS DOCUMENT IS PRINTED IT BECOMES UNCONTROLLED CHECK FOR THE LATEST REVISION



THIS MODEL HAS 18 ACTIVE CONNECTIONS. LINE 13 AND 14 CONNECTIONS DO NOT EXIST.

FIGURE II

NOTES:

- PART NUMBER VARIABLE: SEE TABLE I.
- MATERIAL:**
 - A) PIN/SOCKET WAFER HIGH GRADE POLYARYLENE THERMOPLASTIC.
 - B) PIN CONTACT COPPER ALLOY PER ASTM B36, ASTM B36M
 - C) SOCKET CONTACT COPPER ALLOY PER ASTM B103, ASTM B103M (A).
 - D) INTERFACIAL SEAL FLUOROSILICONE PER MIL-R-25988.
- FINISH:**
 - A) PIN/SOCKET WAFER AS MOLDED.
 - B) PIN/SOCKET CONTACT ENGAGING END GOLD PLATE PER ASTM B488, CLASS 1, TYPE 2, GRADE C.
 - C) CONTACT TAIL SOLDER COATED PER IPC J-STD 006 (Sn63), FLUX COATED PER IPC J-STD 006, TYPE RMA.

- ⁴ NUMBER ONE POSITION IS MARKED AS SHOWN IN CONTRASTING COLOR ON INTERFACE.
- 5. THIS PRODUCT IS QUALIFIED TO SPACE SYSTEM LORAL'S SPECIFICATION 010554 Rev. 21, (PER MIL-DTL-83513 AND TYCO ELECTRONICS SPECIFICATION C-6111 AS APPLICABLE). SEE ISTR-1105 FOR MORE INFORMATION.
- ⁶ SEE FIGURE I
- ⁷ SEE FIGURE II
- ⁸ ALL UNUSED CAVITIES ON SOCKET WAFERS ARE FOR VENTING (OPEN).
- ⁹ SEE FIGURE III

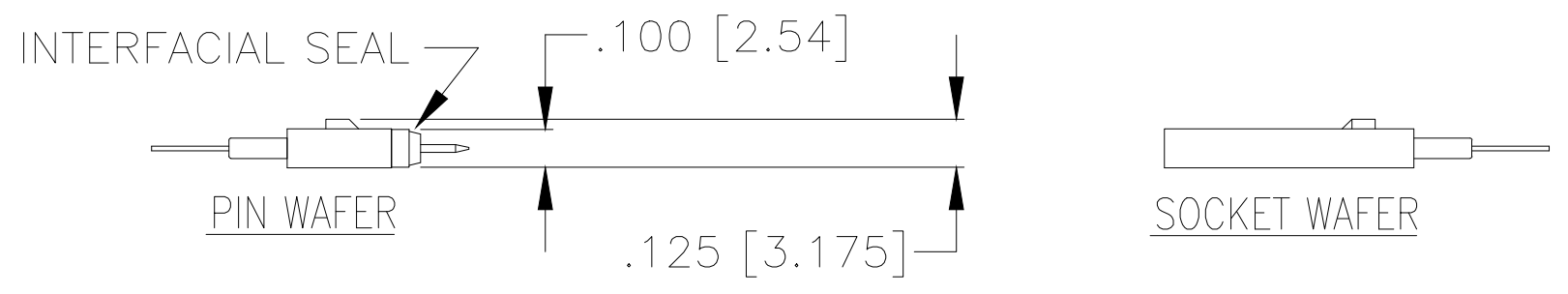
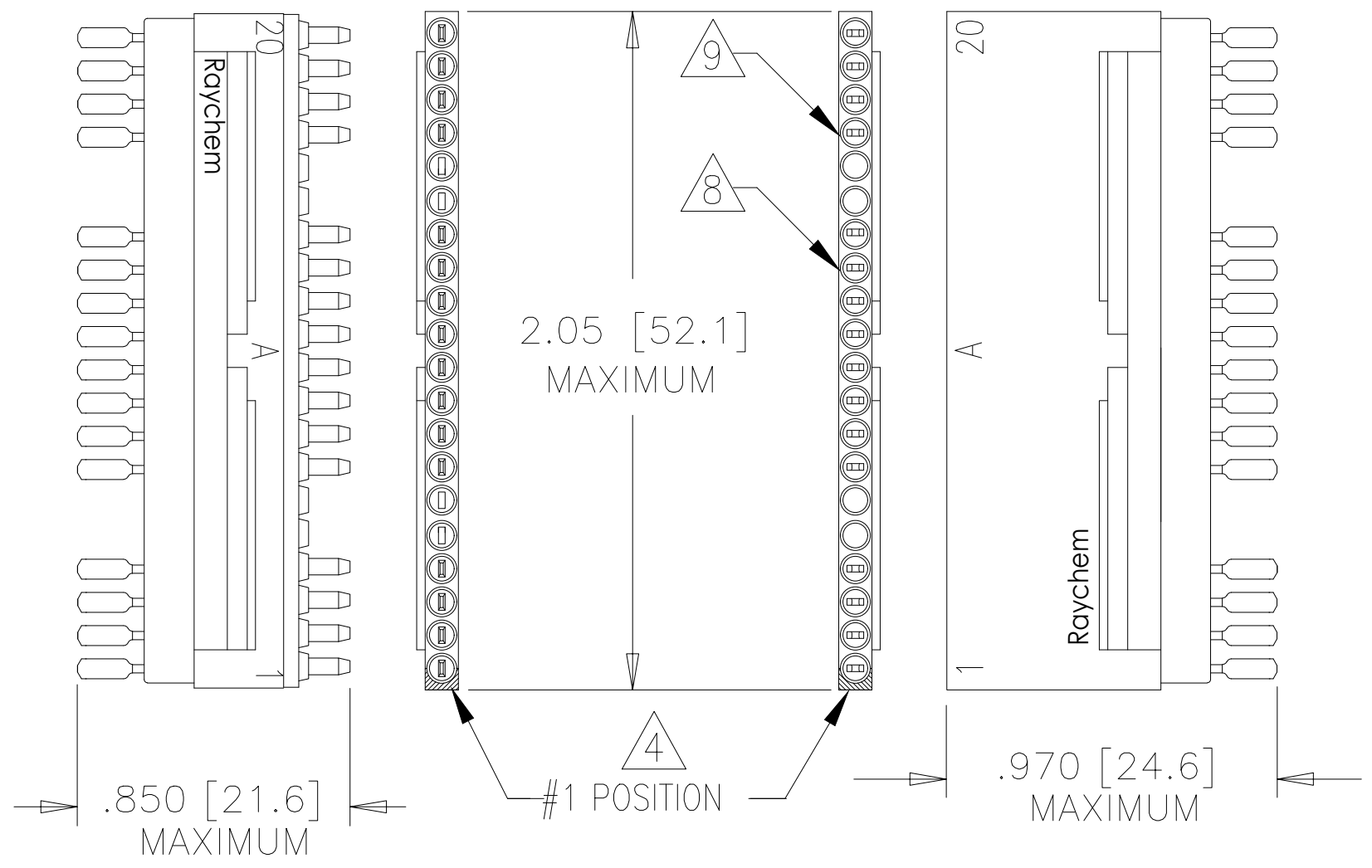
© 2010-2011 Tyco Electronics Corporation. All rights reserved.

CUSTOMER DRAWING

UNLESS OTHERWISE SPECIFIED DIMENSIONS ARE IN INCHES. METRIC DIMENSIONS ARE IN BRACKETS.	DRAWN	Zsofia O.	July/16/2010		Raychem Interconnect 300 Constitution Drive Menlo Park, CA 94025 U.S.A.
	CHECKED				
DECIMALS .XXX ± .005 { .13mm } .XX ± ANGLES .X ±	APPROVED			TITLE	
	APPROVED	M.HIGGY.	July/16/2010	A WAFER 2 INCH, PIN AND SOCKET FLAT CABLE TERMINATION Sn63 TEMPERATURE RATING 125 CELSIUS DEGREE	
WEIGHT: MAXIMUM SEE TABLE I	CAD NAME	MTC100-EA2-X12MX		MTC100 SERIES-MODIFIED 16 AND 18 CONTACTS MODELS	
THIRD ANGLE PROJECTION	SIZE	CAGE CODE:	DWG. NO.	REV.	
	A	06090	MTC100-EA2-X12MX	C	
	SCALE: NONE		SHEET 1 OF 1		

DWG NO. MTC100-EA2-X12MX SHEET 1

8 7 6 5 4 3 2 1



9 THIS MODEL HAS 16 ACTIVE CONNECTIONS.
 LINE 5, 6, 15 AND 16 CONNECTIONS DO NOT EXIST.

FIGURE III

CUSTOMER DRAWING

DRAWN	Zsofia O. JULY/16/2010	THIRD ANGLE PROJECTION	SIZE	A	CAGE CODE:	06090	DWG. NO.	MTC100-EA2-X12MX	REV.	C
CAD NAME	MTC100-EA2-X12MX		SCALE:	NONE					SHEET 2 OF 2	

8 7 6 5 4 3 2 1

单击下面可查看定价，库存，交付和生命周期等信息

[>>TE Connectivity\(泰科\)](#)