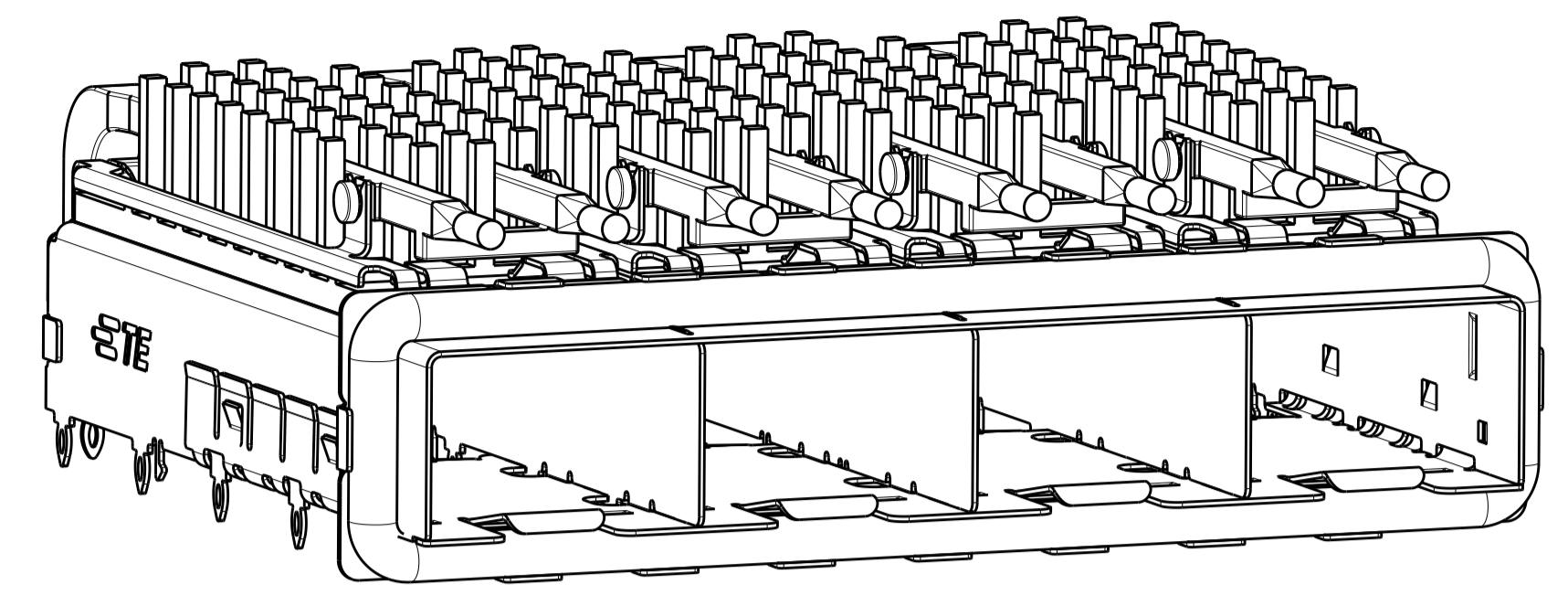


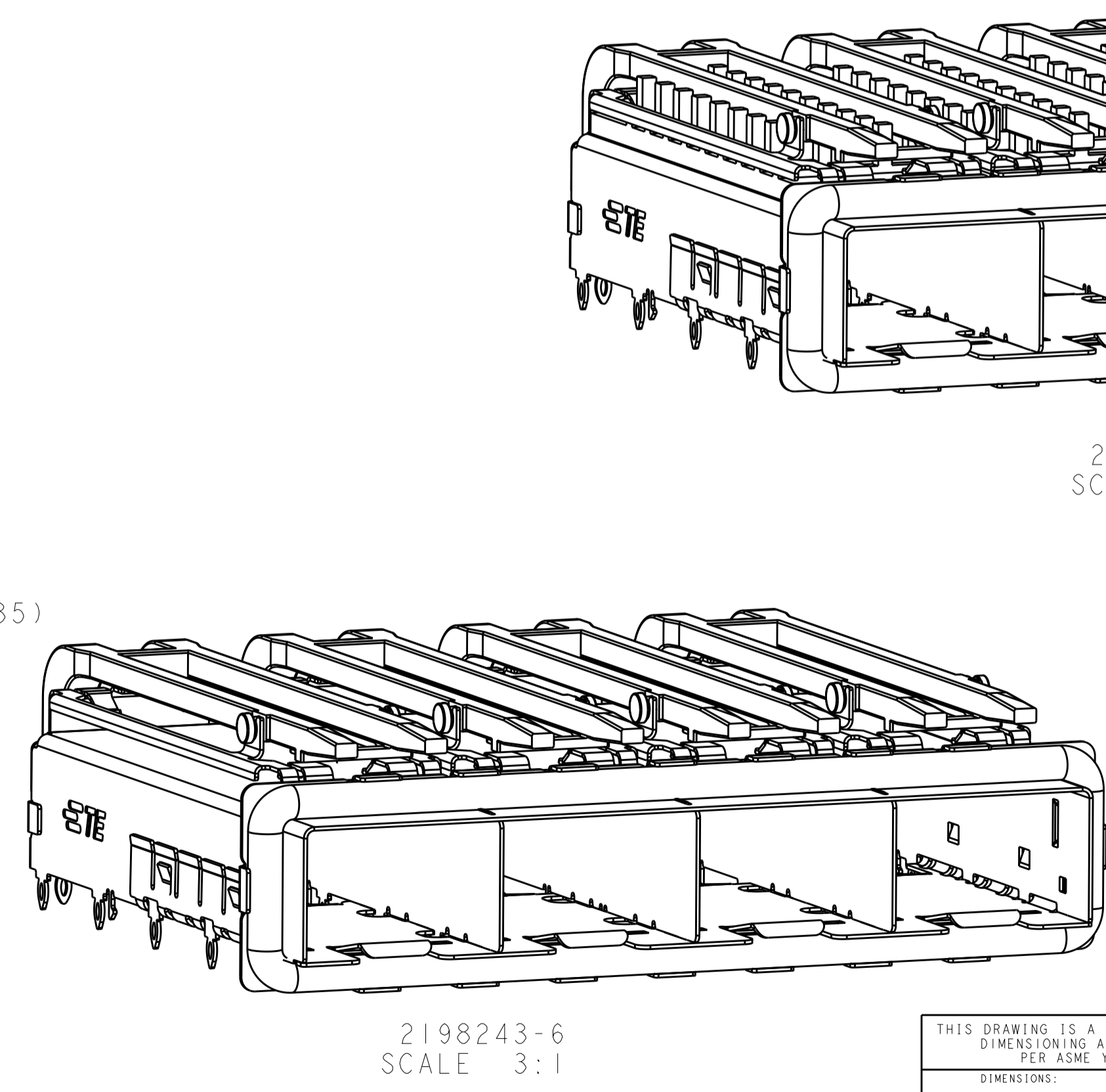
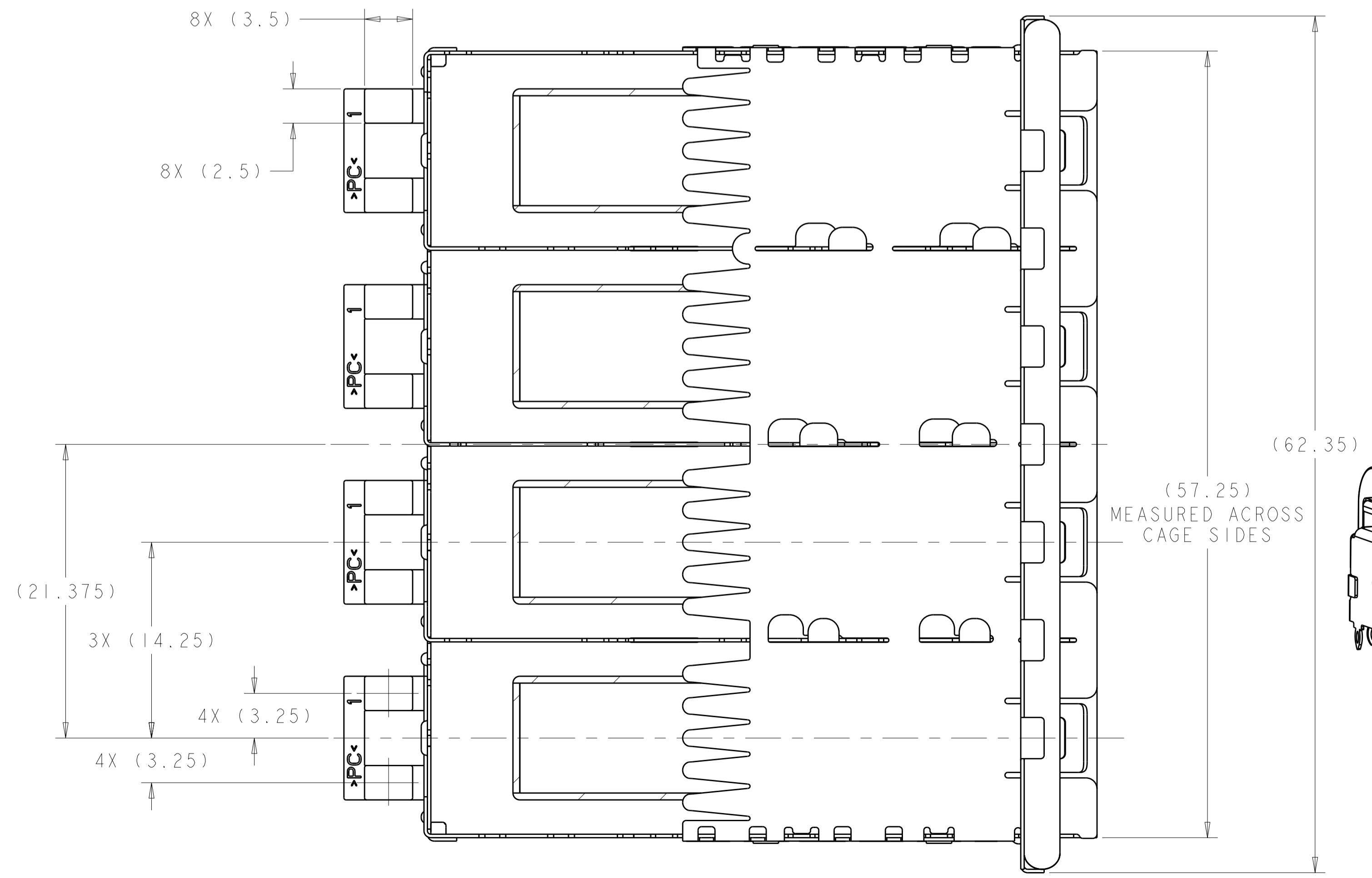
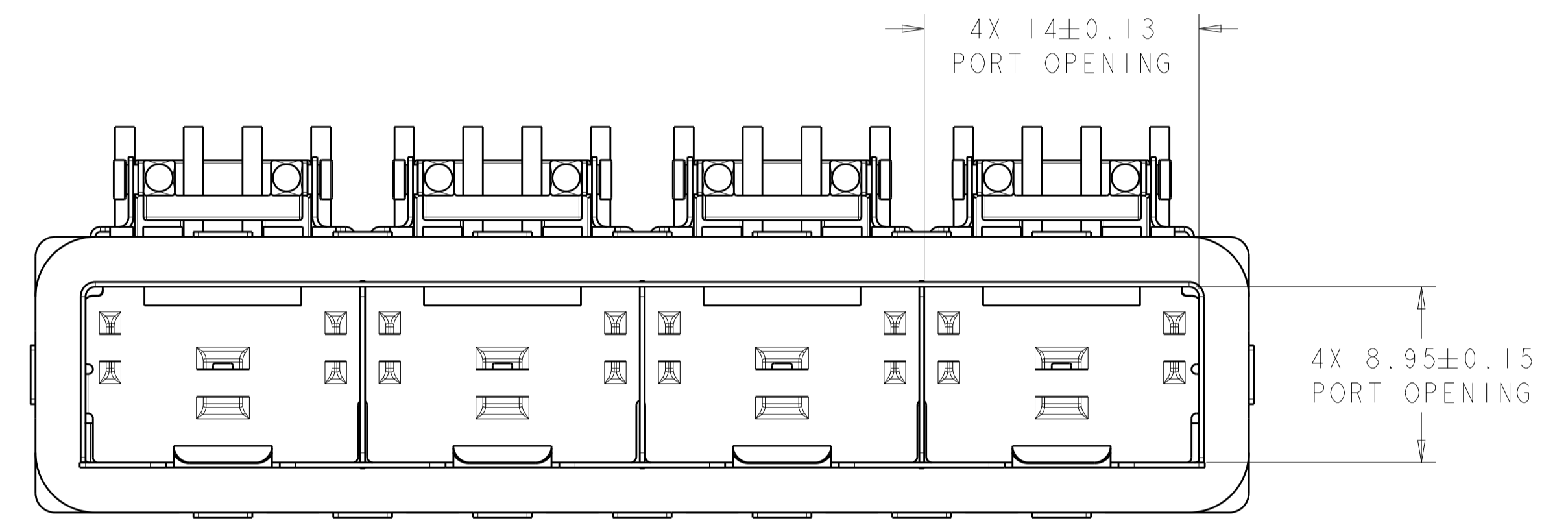
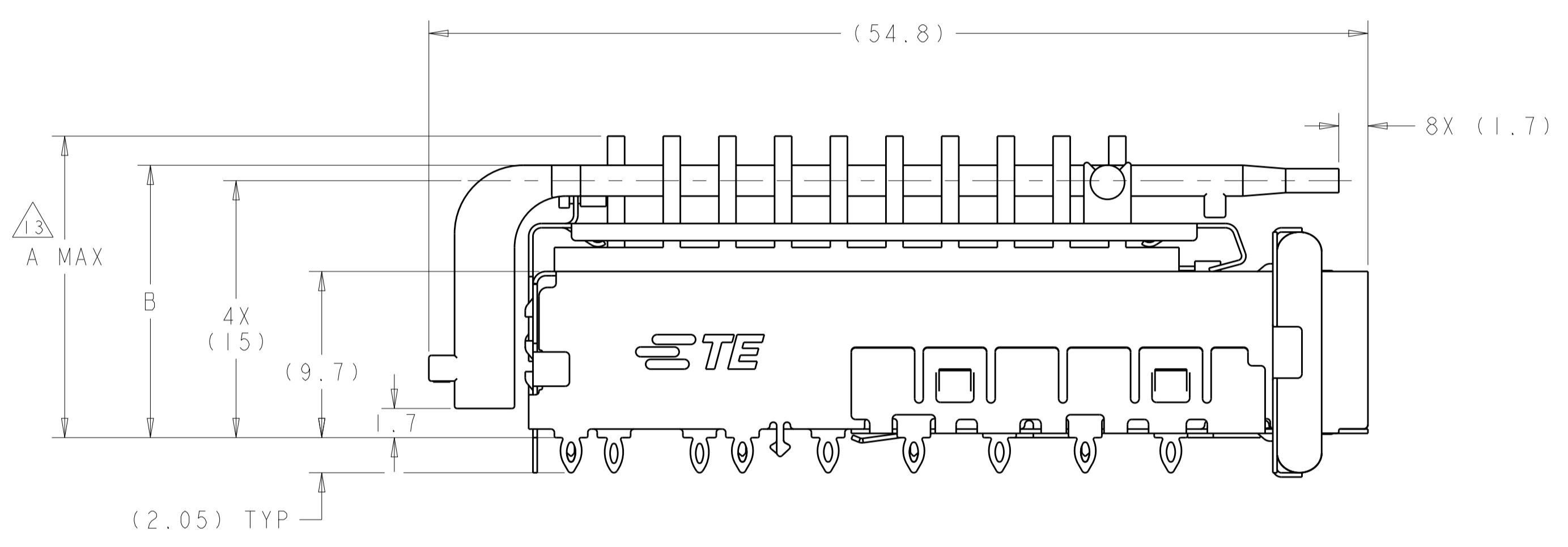
LOC	DIST	REVISIONS					
GP	00	P	LTN	DESCRIPTION	DATE	DWN	APVD
		B		REVISED PER ECO-13-003777	18MAR2013	CJV	MRS
		B1		ADD 2198243-5	4JUN2015	RG	SH
		B2		UPDATE TOTAL HEIGHT OF -5	9JUN2015	RG	SH
		B3		REVISED PER ECO-15-009468	17JUN2015	RG	SH



2198243-3
 FINISHED ASSEMBLY
 SCALE 3:1

- 1 MATERIAL:
 CAGE ASSEMBLY: 0.25mm THICK NICKEL SILVER ALLOY
 GASKET RETENTION PLATE: STAINLESS STEEL
 EMI GASKET: PLATED FILLED SILICONE
 HEATSINK/LIGHTPIPE CLIP: STAINLESS STEEL
 HEATSINK: ALUMINUM
 LIGHTPIPE: POLYCARBONATE, CLEAR
- 2 FINISH:
 HEATSINK: ELECTROLESS NICKEL
 HEATSINK/LIGHTPIPE CLIP: PASSIVATE
- 3 PADS AND VIAS CHASSIS GROUND.
- 4 DATUM AND BASIC DIMENSION ESTABLISHED BY CUSTOMER.
- 5 MATES WITH SFP MSA COMPLIANT TRANSCEIVERS.
- 6 INTERPRETATION OF DATUM REFERENCE FRAME IN ACCORDANCE WITH SECT 4.4.1.1 OF ASME Y14.5M-1994.
- 7 REFERENCE APPLICATION SPEC. 114-13120, HOLE A, FOR RECOMMENDED DRILL HOLE DIAMETER AND PLATING THICKNESS.
- 8 REFERENCE APPLICATION SPEC. 114-13120, HOLE B, FOR RECOMMENDED DRILL HOLE DIAMETER AND PLATING THICKNESS.
- 9 HOLE PATTERN REPEATS FOR EACH PORT. SPACING BETWEEN PORTS IS 14.25mm.

- 10 MINIMUM PC BOARD THICKNESS:
 SINGLE SIDED: 1.5mm
- 11 CERTAIN MATING TRANCEIVERS MAY REQUIRE ADDITIONAL PCB THICKNESS THAT WOULD NEED TO BE DETERMINED BY THE CUSTOMER.
- 12 PRODUCT COMPLIES WITH SPECIFICATION SFF-8433 IMPROVED PLUGGABLE FORM FACTOR FOR SFP+ GANGED CAGES.
- 13 DIMENSION APPLIES PRIOR TO INSERTION OF SFP MODULE.
- 14 HEATSINK, HEATSINK CLIP, AND LIGHTPIPE SHIPPED UNASSEMBLED TO CAGE ASSEMBLY. CAGE ASSEMBLY TO BE PRESSED INTO PCB PRIOR TO ATTACHING HEATSINK, HEATSINK CLIP, AND LIGHTPIPE TO THE CAGE ASSEMBLY.
- 15 PACKAGED AS A COMPLETE ASSEMBLY.



2198243-6
 SCALE 3:1

15.3	N/A	NO HEAT SINK	2198243-6
15.3	14.9	SAN	2198243-5
15.9	22.5	NETWORKING, TALL	2198243-4
15.9	18.1	NETWORKING, SHORT	2198243-3
15.9	15.5	SAN	2198243-2
15.9	13.2	PCI	2198243-1
B	A MAX	APPLICATION	PART NUMBER

THIS DRAWING IS A CONTROLLED DOCUMENT. DIMENSIONING AND TOLERANCING PER ASME Y14.5M-2009. TOLERANCES UNLESS OTHERWISE SPECIFIED:

DIMENSIONS:	mm	0 PLC ±0.1	1 PLC ±0.1	2 PLC ±0.1	3 PLC ±0.1	4 PLC ±0.1	ANGLES ±0.1	FINISH ±1*μ"
-------------	----	------------	------------	------------	------------	------------	-------------	--------------

MATERIAL: FINISH:

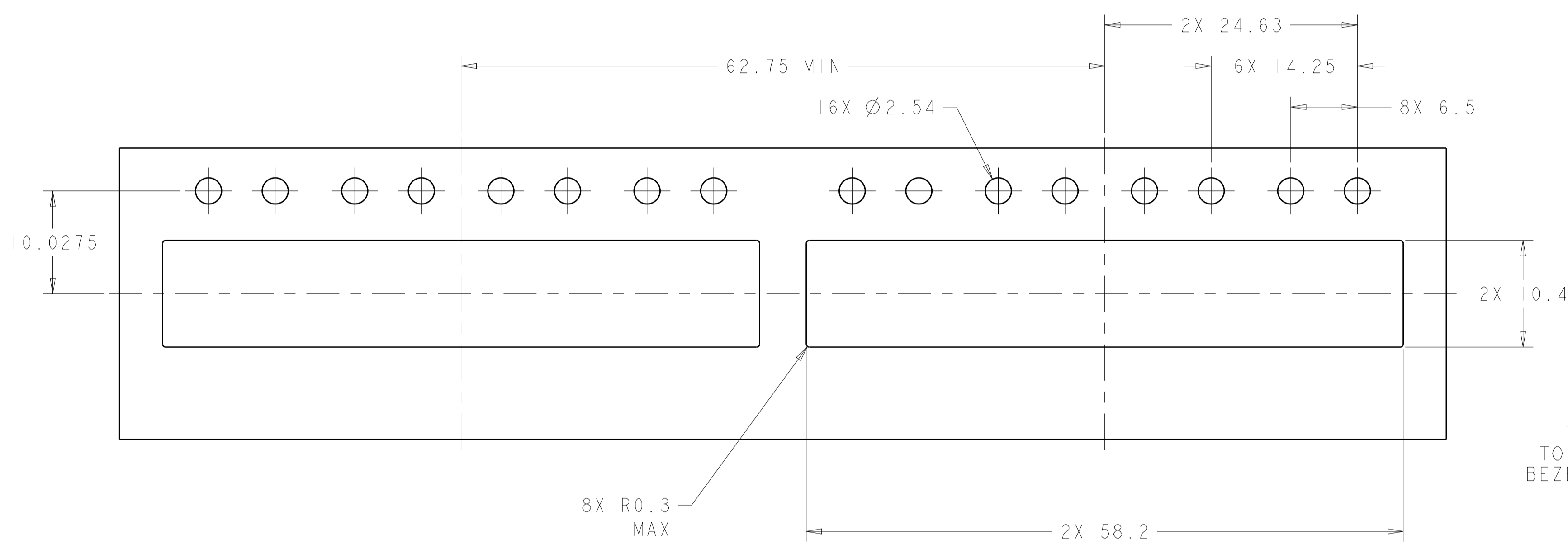
DWN: B. MATTHEWS 20OCT2011	CHK: M. SCHMITT 20OCT2011	APVD: M. SCHMITT 20OCT2011
PRODUCT SPEC: 108-2364	APPLICATION SPEC: 114-13120	WEIGHT: -

Customer Drawing SCALE 4:1 SHEET 1 OF 4 REV B3

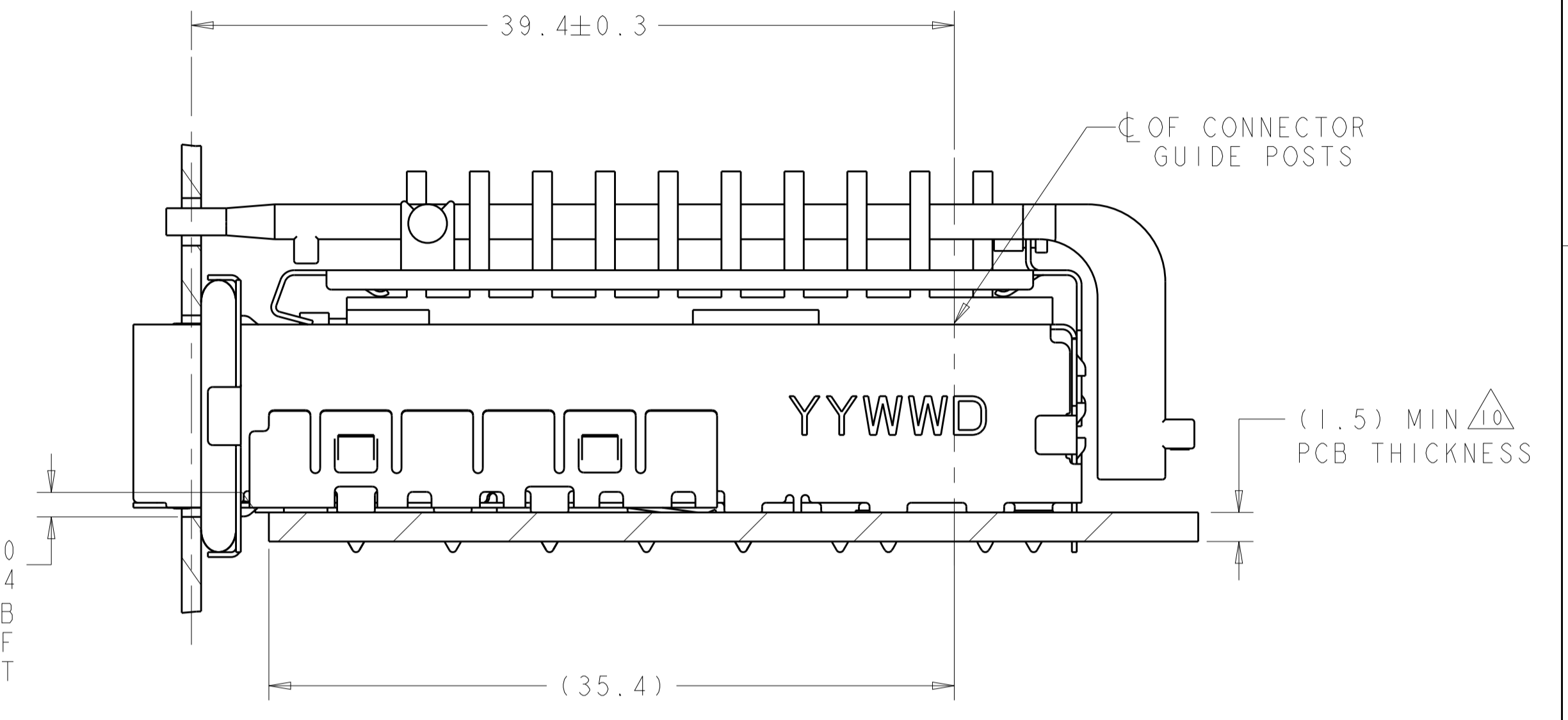
STE TE Connectivity
 NAME: SFP+ ENHANCED 1X4 CAGE ASSEMBLY, PRESS FIT, EMI GASKET WITH HEATSINK AND LIGHTPIPE
 SIZE: A1 00779 C=2198243

LOC	DIST	REV	DATE	BY	APPV
GP	00				

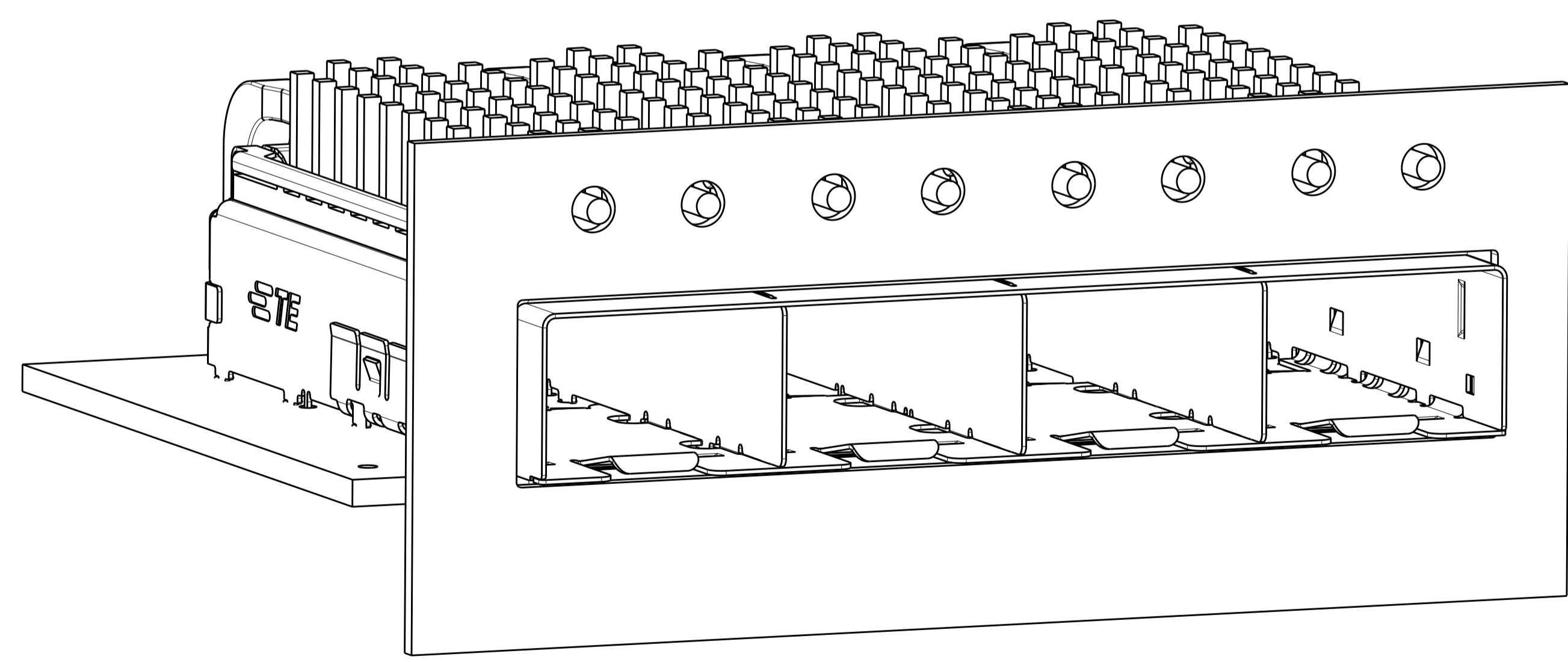
REVISIONS					
REV	DATE	BY	APPV	DESCRIPTION	DATE
-	-	-	-	SEE SHEET 1	-



RECOMMENDED BEZEL CUT-OUT
 SINGLE SIDED APPLICATIONS
 SCALE 3:1



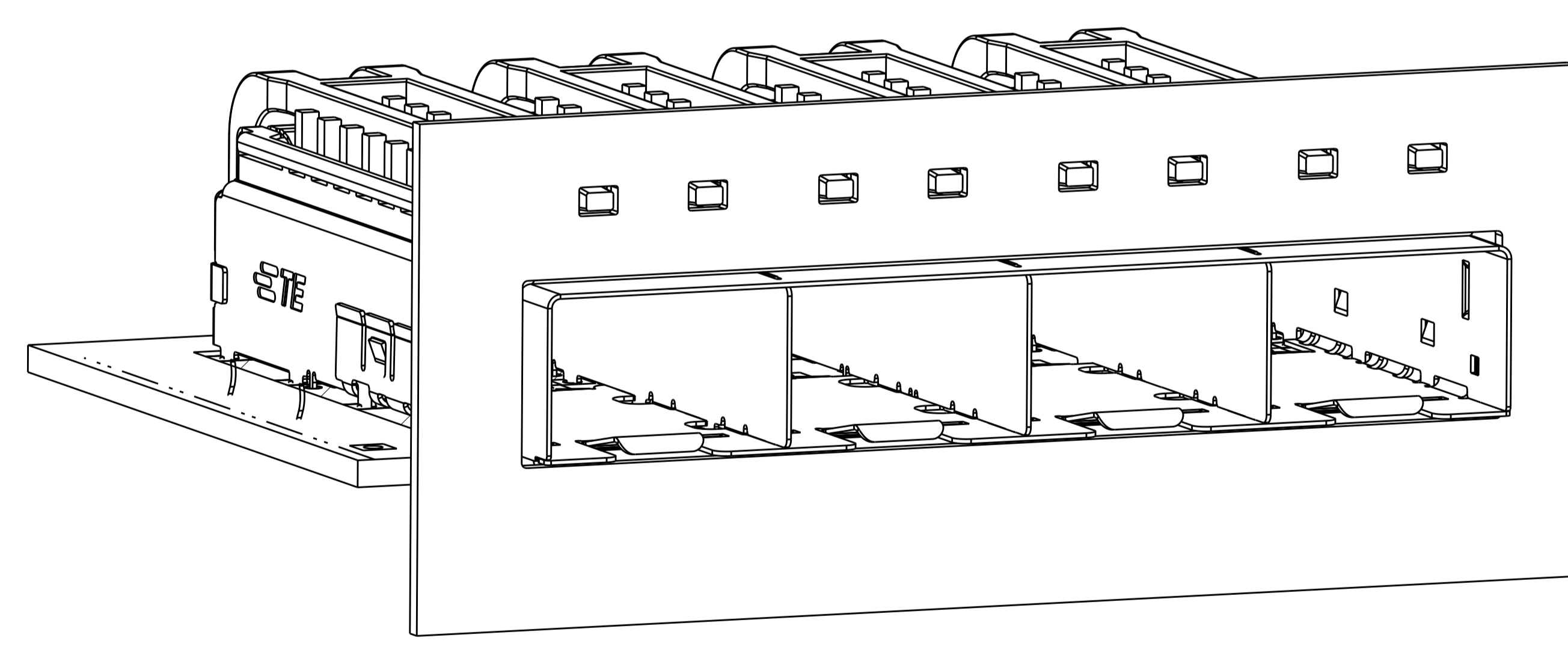
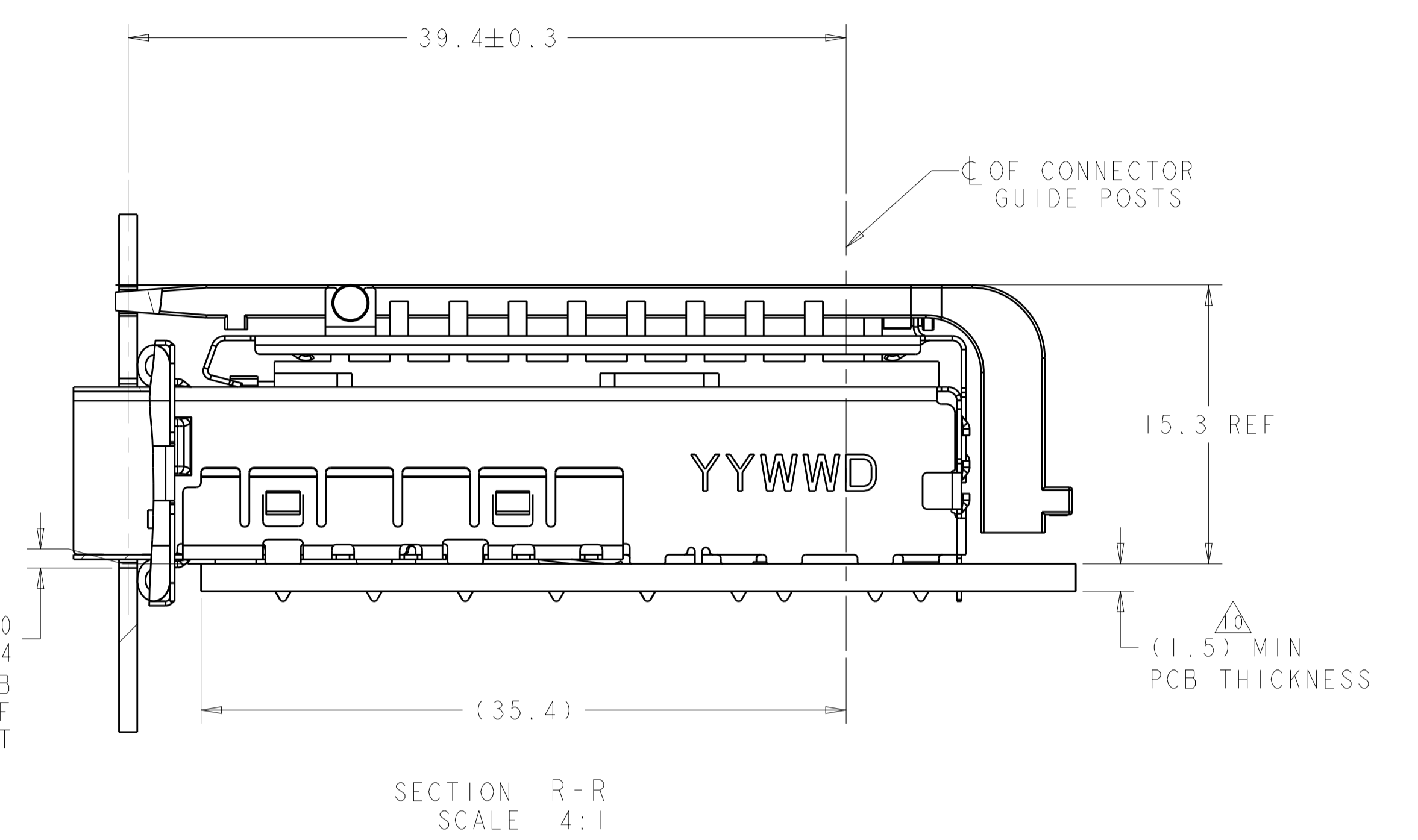
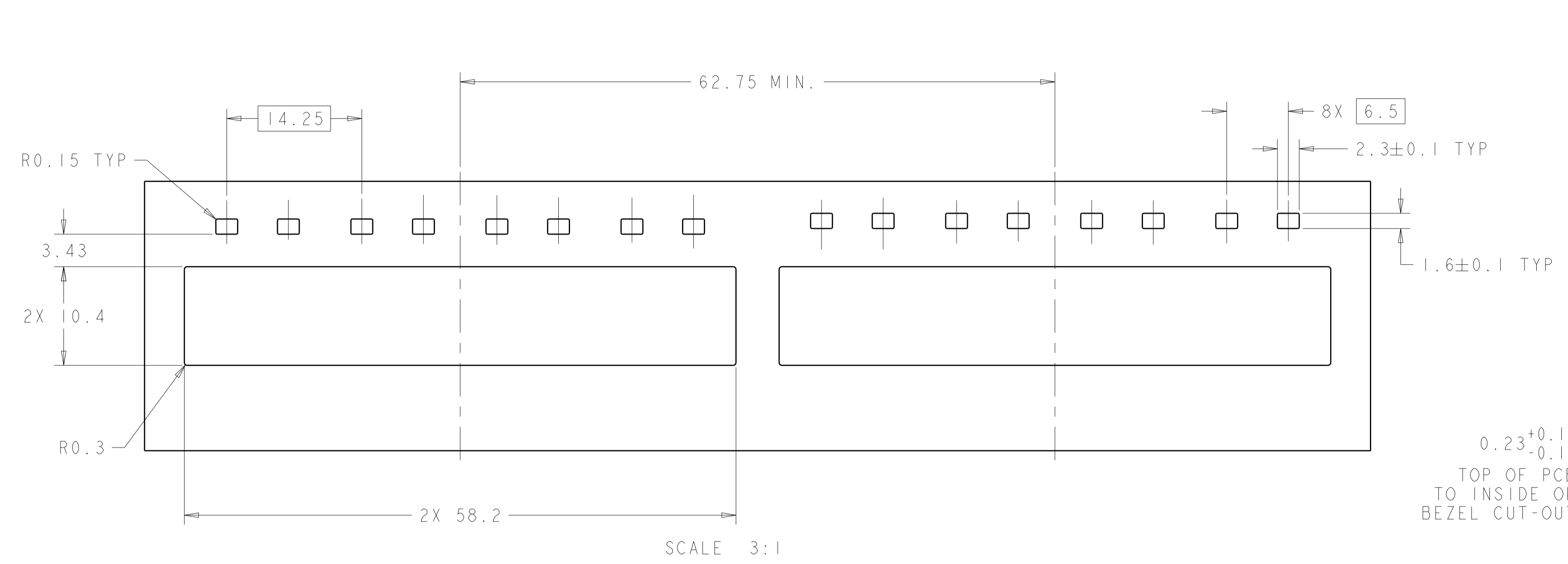
2198243
 MOUNTED ON PC BOARD
 SHOWN THRU RECOMMENDED BEZEL



2198243
 MOUNTED ON PCB
 SHOWN THRU RECOMMENDED BEZEL

THIS DRAWING IS A CONTROLLED DOCUMENT. DIMENSIONING AND TOLERANCING PER ASME Y14.5M-2009.		DWN: B. MATTHEWS 20OCT2011 CHK: M. SCHMITT 20OCT2011 APPV: M. SCHMITT 20OCT2011	STE TE Connectivity	
DIMENSIONS: mm TOLERANCES UNLESS OTHERWISE SPECIFIED: 0 PLC ±0.1 1 PLC ±0.1 2 PLC ±0.1 3 PLC ±0.1 4 PLC ±0.1 ANGLES ±1° FINISH		NAME: SFP+ ENHANCED 1X4 CAGE ASSEMBLY, PRESS FIT, EMI GASKET WITH HEATSINK AND LIGHTPIPE PRODUCT SPEC: 108-2364 APPLICATION SPEC: 114-13120 WEIGHT: -	SIZE: A1 CAGE CODE: 00779 DRAWING NO: 2198243	RESTRICTED TO: - SCALE: 4:1 SHEET: 2 OF 4 REV: B3
MATERIAL:		Customer Drawing		

LOC	DIST	REVISIONS			
GP	00	REV	DATE	BY	APPV
-	-	SEE SHEET 1	-	-	-

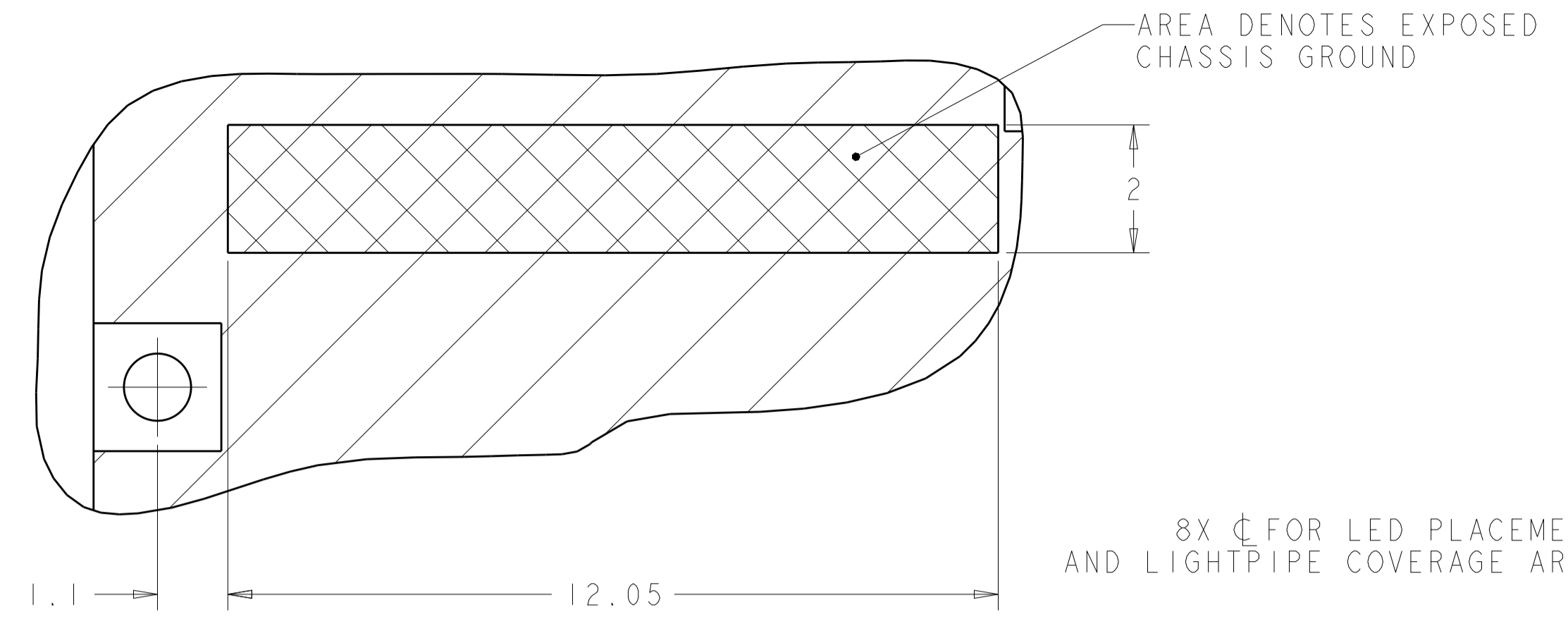


2198243-5
 MOUNTED ON PCB
 SHOWN THRU RECOMMENDED BEZEL
 SCALE 4:1

THIS DRAWING IS A CONTROLLED DOCUMENT.		DWN B. MATTHEWS 20OCT2011 CHK M. SCHMITT 20OCT2011 APVD M. SCHMITT 20OCT2011	STE TE Connectivity	
DIMENSIONS: mm 		TOLERANCES UNLESS OTHERWISE SPECIFIED: 0 PLC ±0.1 1 PLC ±0.1 2 PLC ±0.1 3 PLC ±0.1 4 PLC ±0.1 ANGLES ±1°	NAME SFP+ ENHANCED 1X4 CAGE ASSEMBLY, PRESS FIT, EMI GASKET WITH HEATSINK AND LIGHTPIPE PRODUCT SPEC 108-2364 APPLICATION SPEC 114-13120	SIZE CAGE CODE DRAWING NO RESTRICTED TO A100779C=2198243 Customer Drawing SCALE 4:1 SHEET 3 OF 4 REV B3

LOC	DIST	REV	DATE	APPD
GP	00			

REVISIONS				
NO.	DESCRIPTION	DATE	BY	APPD
1	SEE SHEET 1			



- 9 2X 11.925
- 9 7.125
- 4X 3.875
- 9 2X 2.325

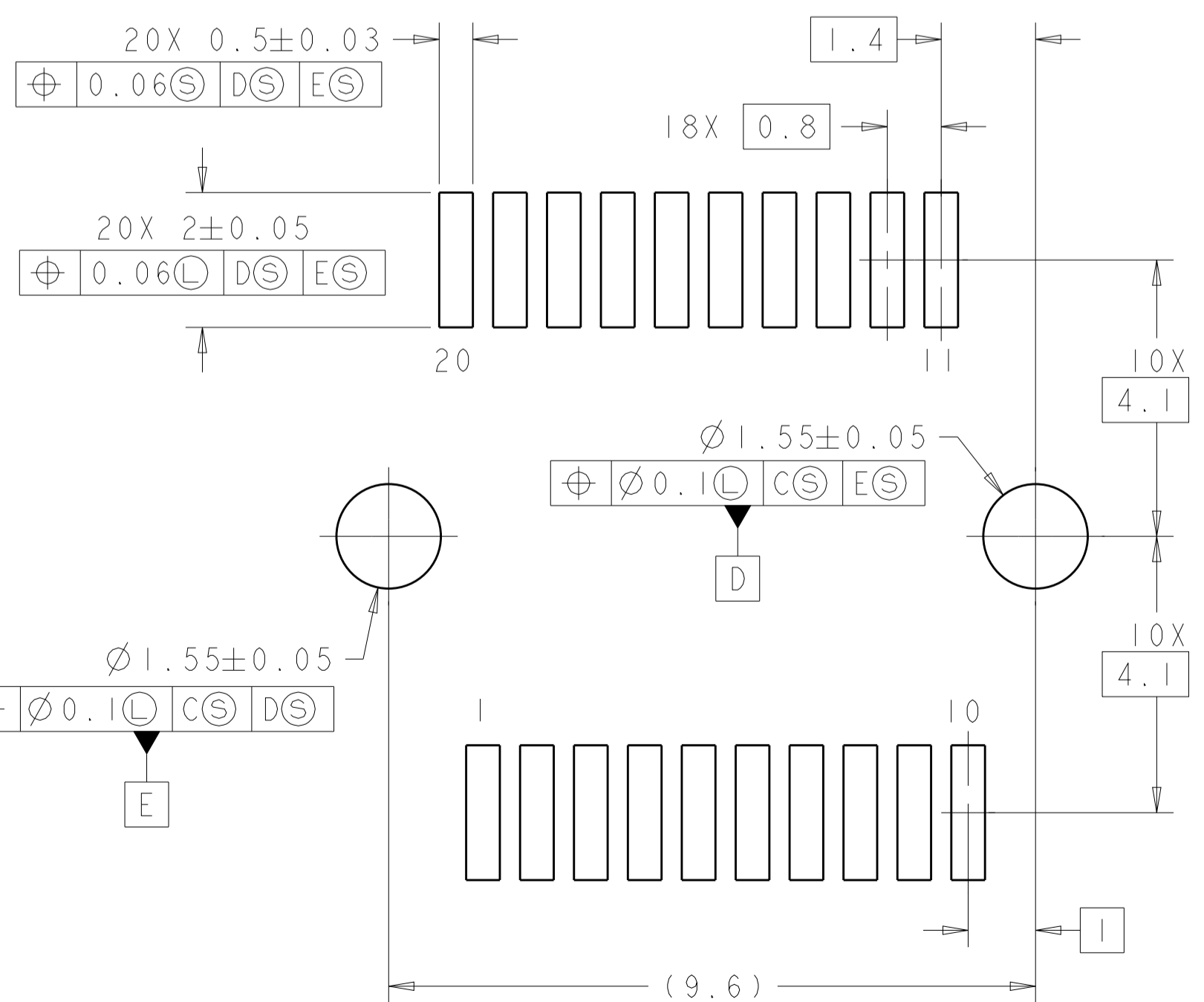
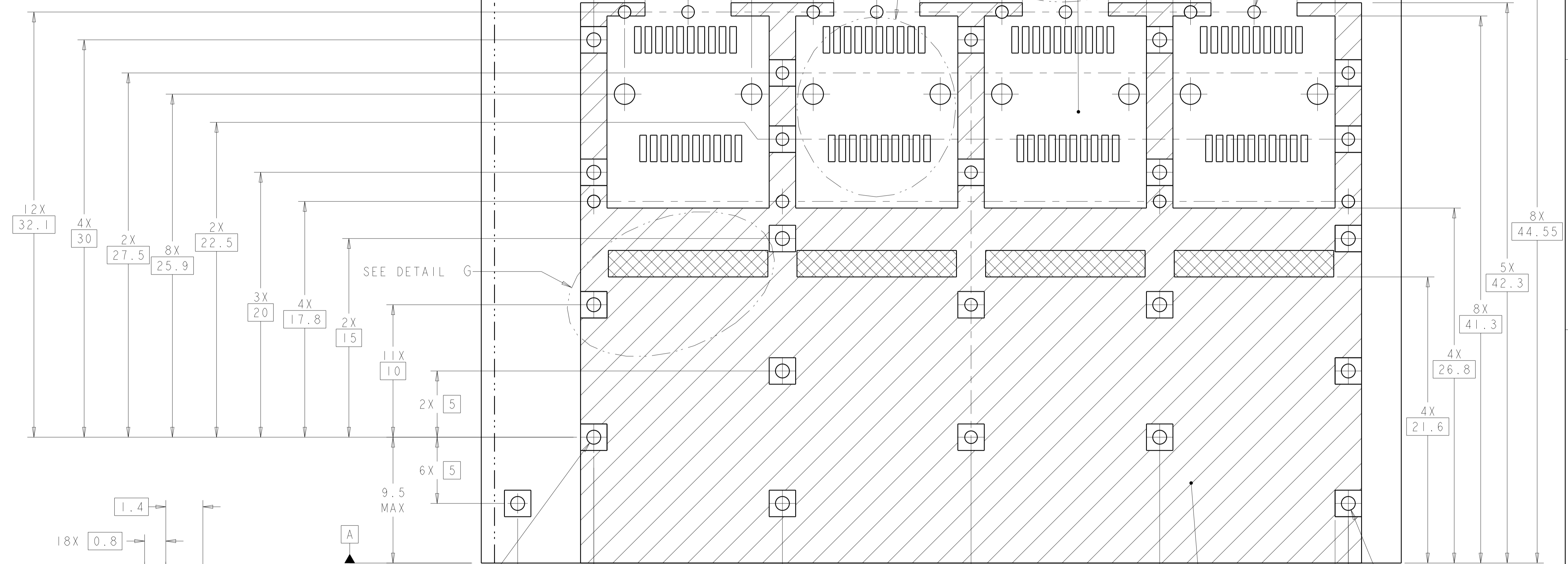
THIS AREA DENOTES COMPONENT KEEP-OUT (TRACES ALLOWED)

SEE DETAIL E
SEE DETAIL F

8X Ø FOR LED PLACEMENT AND LIGHTPIPE COVERAGE AREA

26X (Ø0.95) PLATING REQUIRED
 Ø0.10 CS

DETAIL G
4X INDIVIDUALLY
SCALE 12:1



(Ø1.05) PLATING REQUIRED
 Ø0.10 AB

8X 3.56±0.1
 Ø0.10 AB

8X 2.54±0.1

DETAIL E
SCALE 12:1

RECOMMENDED PCB CONFIGURATION WITH KEEP-OUT AREAS

CROSS-HATCHED AREA DENOTES COMPONENT AND TRACE KEEP-OUT (EXCEPT CHASSIS GROUND)

THIS DRAWING IS A CONTROLLED DOCUMENT. DIMENSIONING AND TOLERANCING PER ASME Y14.5M-2009.		OWN: B. MATTHEWS 20OCT2011 CHK: M. SCHMITT 20OCT2011 APPD: M. SCHMITT 20OCT2011	TE Connectivity NAME: SFP+ ENHANCED 1X4 CAGE ASSEMBLY, PRESS FIT, EMI GASKET WITH HEATSINK AND LIGHTPIPE PRODUCT SPEC: 108-2364 APPLICATION SPEC: 114-13120 WEIGHT: - Customer Drawing
DIMENSIONS: mm	TOLERANCES UNLESS OTHERWISE SPECIFIED:	SIZE: A100779 CAGE CODE: - DRAWING NO: 2198243 SCALE: 4:1 SHEET: 4 OF 4 REV: B3	

单击下面可查看定价，库存，交付和生命周期等信息

[>>TE Connectivity\(泰科\)](#)