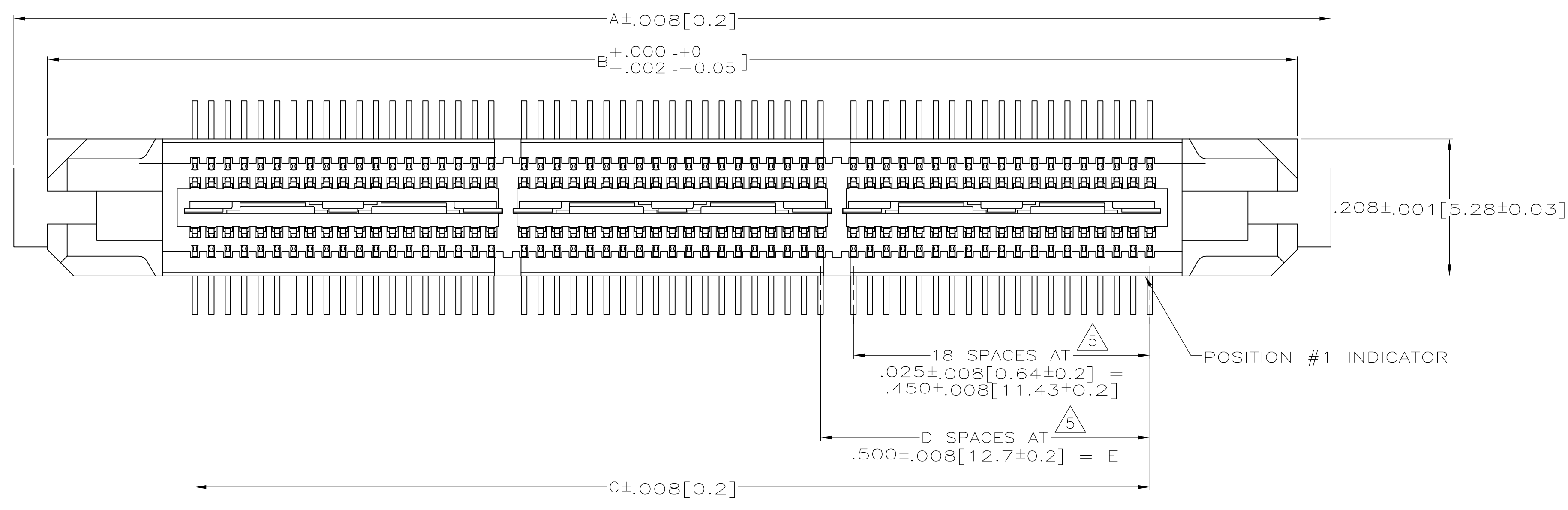
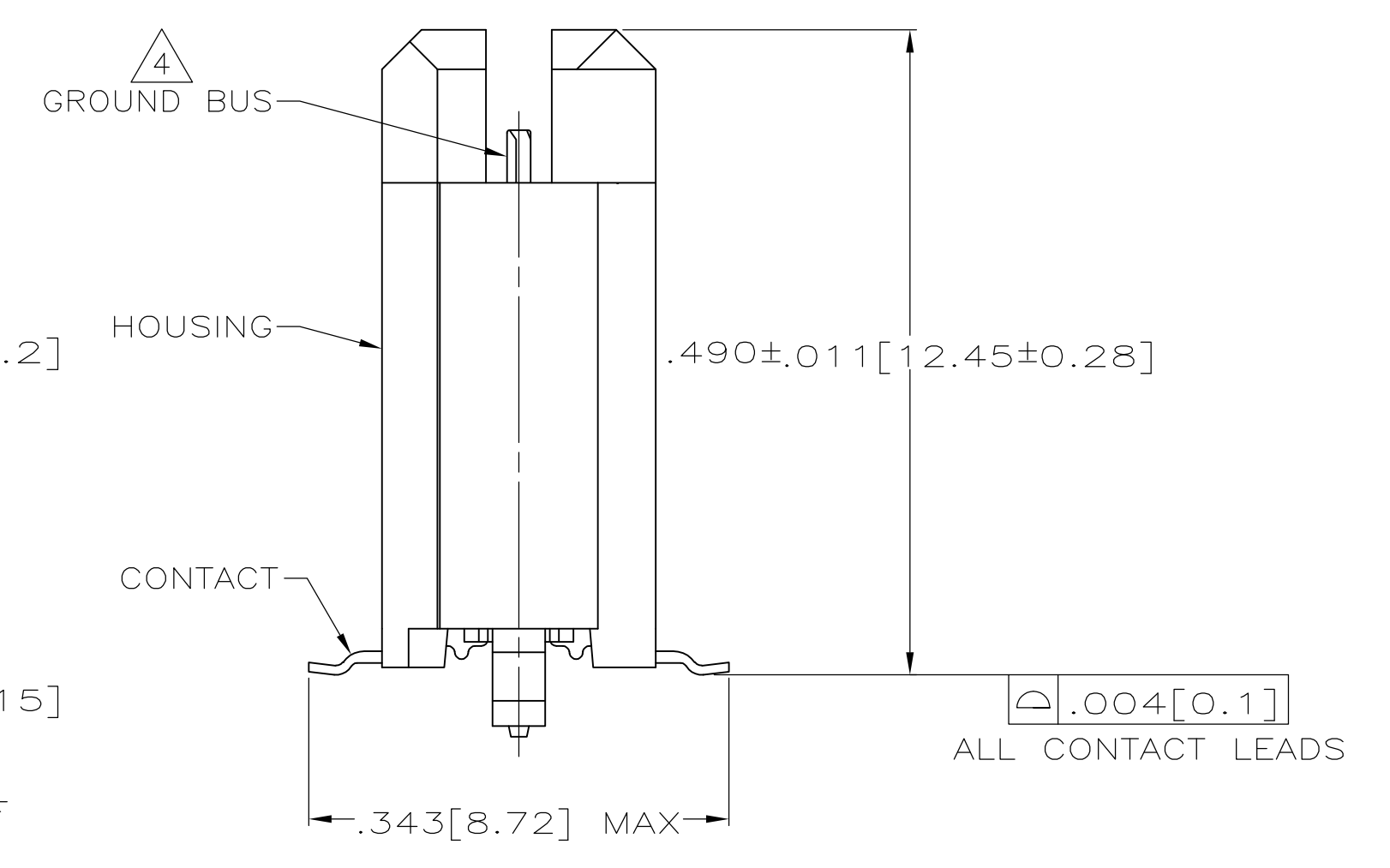
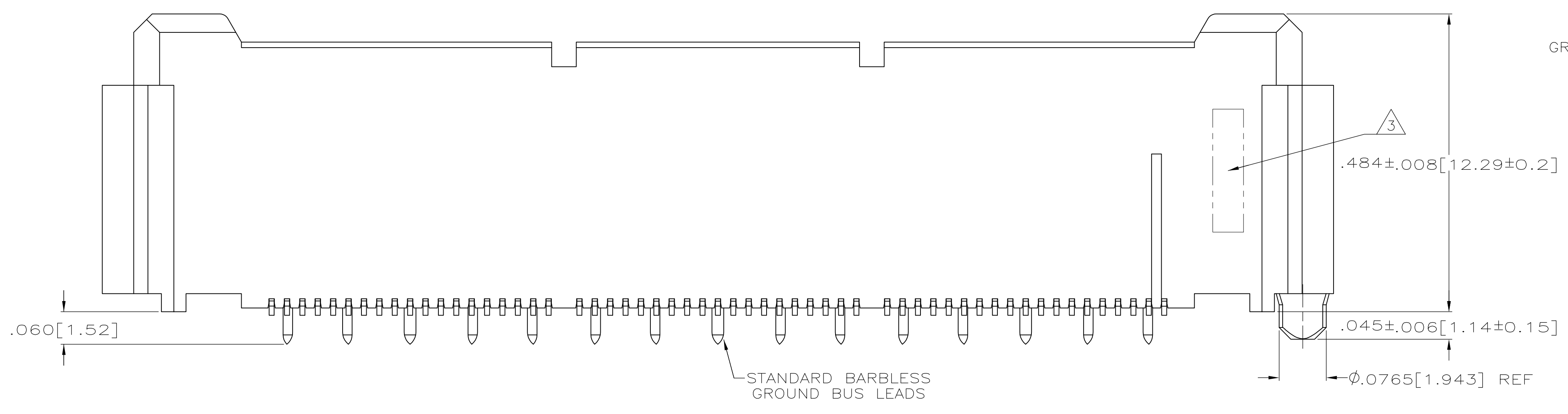


LOC		DIST		REVISIONS			
AD	47	REV	DATE	DESCRIPTION	DATE	BY	APPV
		D2	19JUL12	REVISED PER ECO-12-007590		KH	MH



- 1 HOUSING: LIQUID CRYSTAL POLYMER, COLOR BLACK. CONTACTS: HIGH RELIABILITY COPPER ALLOY. GROUND BUSES: BRASS, UNS C26000
- 2 CONTACTS & GROUND BUSES: NICKEL UNDERPLATE ALL OVER, MATING SURFACE PLATED TO MEET LEVEL 1 PERFORMANCE REQUIREMENTS OF TE PRODUCT SPECIFICATION 108-1422, SOLDER TAILS PLATED TIN-LEAD.
- 3 DATE CODE MARKED IN AREA INDICATED ON SIDE OPPOSITE POSITION #1.
- 4 ONE GROUND BUS WITH 5 TAILS PER EACH MODULE.
- 5 TOLERANCE NON-ACCUMULATIVE.
- 6 FOR STANDARD APPLICATIONS, ORIENTATION HOLE TO BE  $\phi .094 \pm .002 [2.39 \pm 0.05]$ . FOR SLIP-FIT APPLICATIONS, ORIENTATION HOLE TO BE  $\phi .079 \pm .001 [2.00 \pm 0.03]$ .
- 7 CONNECTORS PACKAGED ON 13 INCH DIA REELS PER EIA 481.
- 8 NOT RELEASED FOR PRODUCTION.



SEE SHEET 2 FOR RECOMMENDED PC BOARD LAYOUT AND PACKAGING DETAIL

NO	4.724 [120]	3.000 [76.2]	6	3.450 [87.63]	3.898 [99.01]	4.000 [101.6]	266	1-767121-4
NO	4.094 [104]	2.500 [63.5]	5	2.950 [74.93]	3.398 [86.31]	3.500 [88.9]	228	1-767121-3
NO	3.465 [88]	2.000 [50.8]	4	2.450 [62.23]	2.898 [73.61]	3.000 [76.2]	190	1-767121-2
NO	3.465 [88]	1.500 [38.1]	3	1.950 [49.53]	2.398 [60.91]	2.500 [63.5]	152	1-767121-1
NO	2.835 [72]	1.000 [25.4]	2	1.450 [36.83]	1.898 [48.21]	2.000 [50.8]	114	1-767121-0
NO	2.205 [56]	.500 [12.7]	1	.950 [24.13]	1.398 [35.51]	1.500 [38.1]	76	767121-9
NO	1.732 [44]	.000 [0]	0	.450 [11.43]	.898 [22.81]	1.000 [25.4]	38	767121-8
YES	4.724 [120]	3.000 [76.2]	6	3.450 [87.63]	3.898 [99.01]	4.000 [101.6]	266	767121-7
YES	4.094 [104]	2.500 [63.5]	5	2.950 [74.93]	3.398 [86.31]	3.500 [88.9]	228	767121-6
YES	3.465 [88]	2.000 [50.8]	4	2.450 [62.23]	2.898 [73.61]	3.000 [76.2]	190	767121-5
YES	3.465 [88]	1.500 [38.1]	3	1.950 [49.53]	2.398 [60.91]	2.500 [63.5]	152	767121-4
YES	2.835 [72]	1.000 [25.4]	2	1.450 [36.83]	1.898 [48.21]	2.000 [50.8]	114	767121-3
YES	2.205 [56]	.500 [12.7]	1	.950 [24.13]	1.398 [35.51]	1.500 [38.1]	76	767121-2
YES	1.732 [44]	.000 [0]	0	.450 [11.43]	.898 [22.81]	1.000 [25.4]	38	767121-1
VACUUM COVER INCLUDED	F	E	D	C	B	A	NO OF POS	PART NUMBER

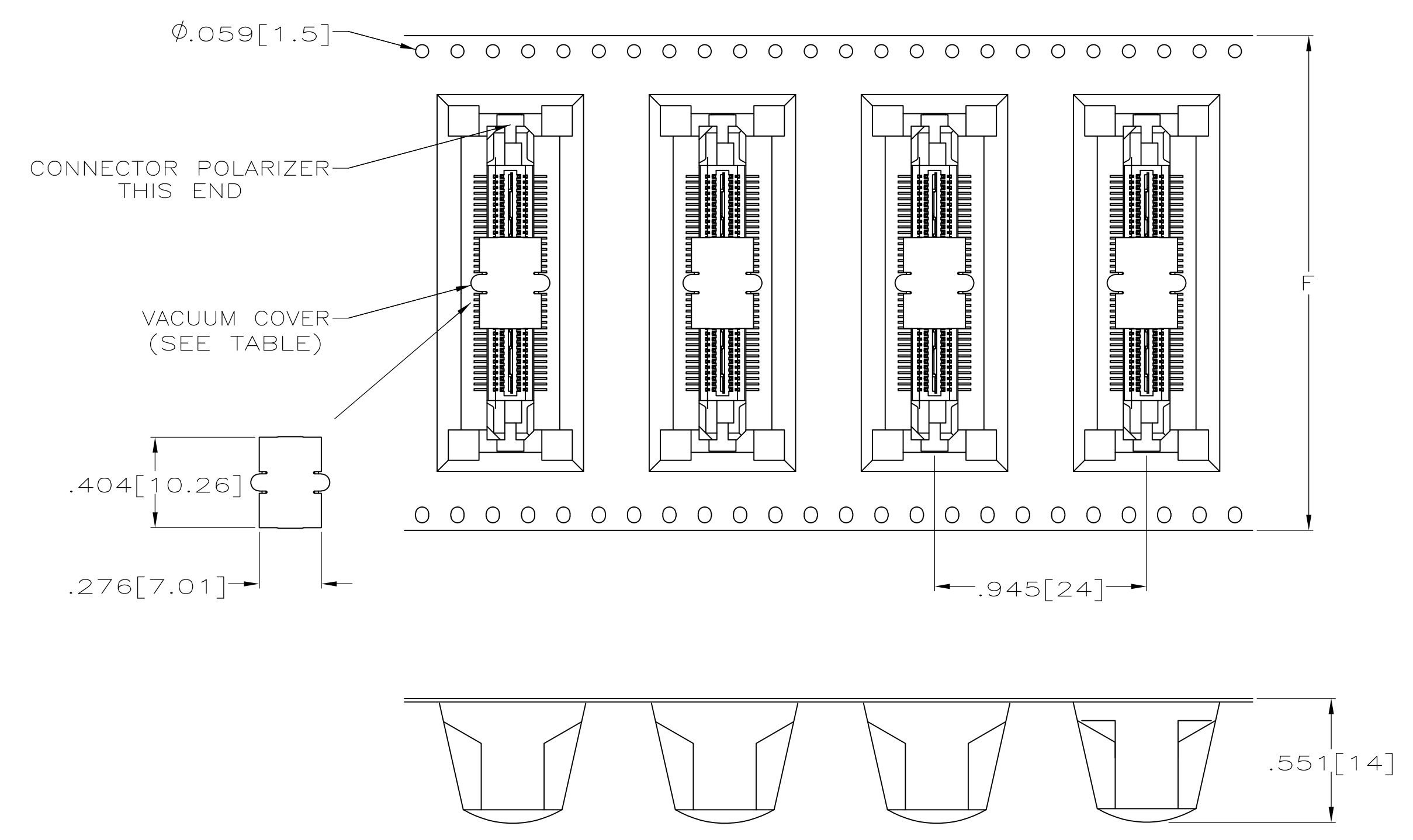
THIS DRAWING IS A CONTROLLED DOCUMENT.

DIMENSIONS: INCHES  
 TOLERANCES UNLESS OTHERWISE SPECIFIED:  
 0 PLC ± -  
 1 PLC ± -  
 2 PLC ± -  
 3 PLC ± .005(0.13)  
 4 PLC ± -  
 ANGLES ± -

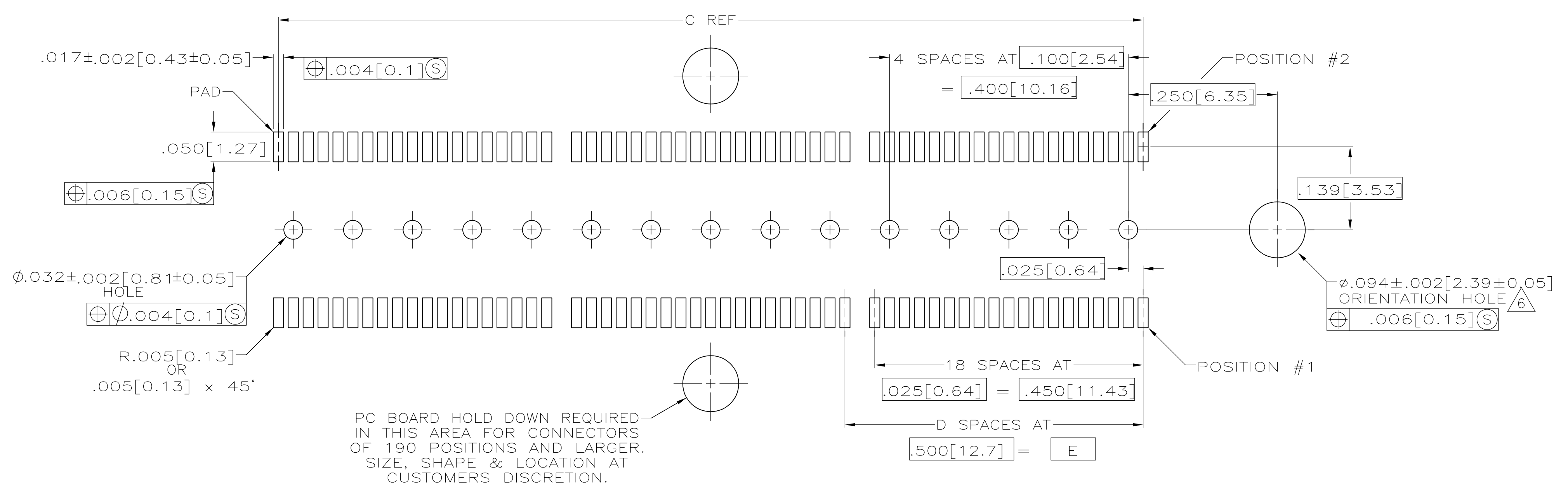
MATERIAL: 1  
 FINISH: 2

THIS DRAWING IS A CONTROLLED DOCUMENT.  
 DWG: J.GERACE 12-11-98  
 CHK: S.STRICKLER 12-11-98  
 APVD: A.MONK 12-11-98  
 NAME: PLUG ASSEMBLY, .495[12.57] VERTICAL, .025[0.64]CL, GULL WING LEADS, POCKET TAPE PACKAGED, MICTOR  
 PRODUCT SPEC: 108-1422  
 APPLICATION SPEC: 114-11004  
 SIZE: A1  
 CAGE CODE: 00779  
 DRAWING NO: 767121  
 WEIGHT: -  
 CUSTOMER DRAWING

SCALE: 8:1  
 SHEET: 1 OF 2  
 REV: D2



PACKAGING DETAIL  $\triangle$   
SCALE 2:1  
DIMENSIONS ARE FOR REFERENCE



RECOMMENDED PC BOARD LAYOUT  
(VIEWED FROM CONNECTOR SIDE)

THIS DRAWING IS A CONTROLLED DOCUMENT.		DWG: J.GERACE 12-11-98	 TE Connectivity
DIMENSIONS: INCHES		CHK: S.STRICKLER 12-11-98	
TOLERANCES UNLESS OTHERWISE SPECIFIED:		APP'D: A. MONK 12-11-98	NAME: PLUG ASSEMBLY, .495[12.57] VERTICAL, .025[0.64]CL, GULL WING LEADS, POKET TAPE PACKAGED, MICTOR
0. PLC ± -		PRODUCT SPEC: 108-1422	SIZE: A1
1. PLC ± -		APPLICATION SPEC: 114-11004	SCALE: 8:1
2. PLC ± -		WEIGHT: -	SHEET 2 OF 2
3. PLC ± .005(0.13)		CUSTOMER DRAWING	REV D2
4. PLC ± -		SCALE: 8:1	
ANGLES ± -			

单击下面可查看定价，库存，交付和生命周期等信息

[>>TE Connectivity\(泰科\)](#)