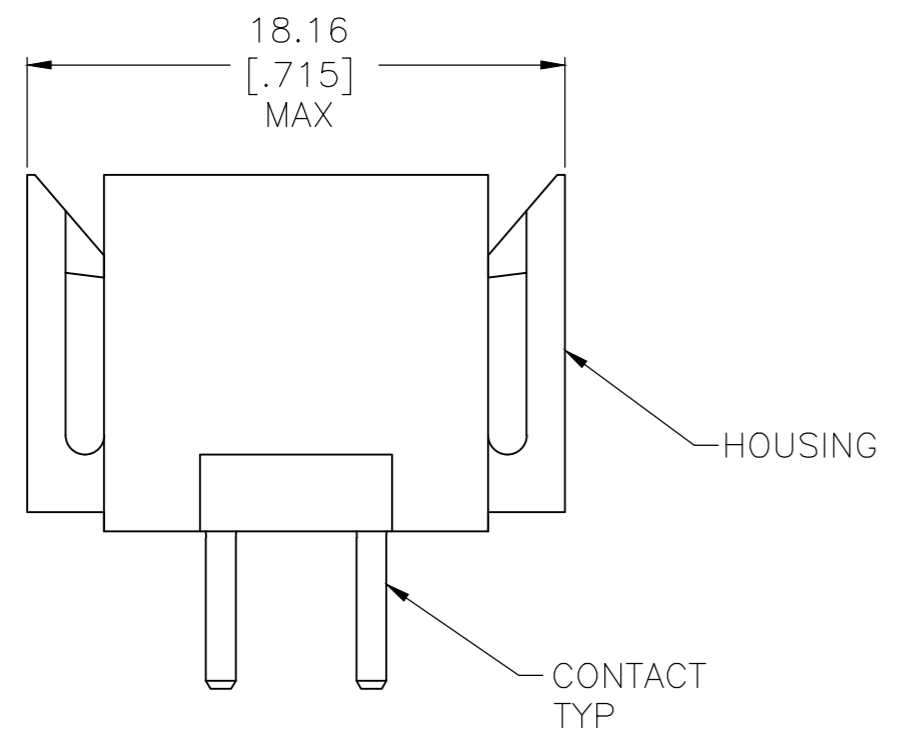
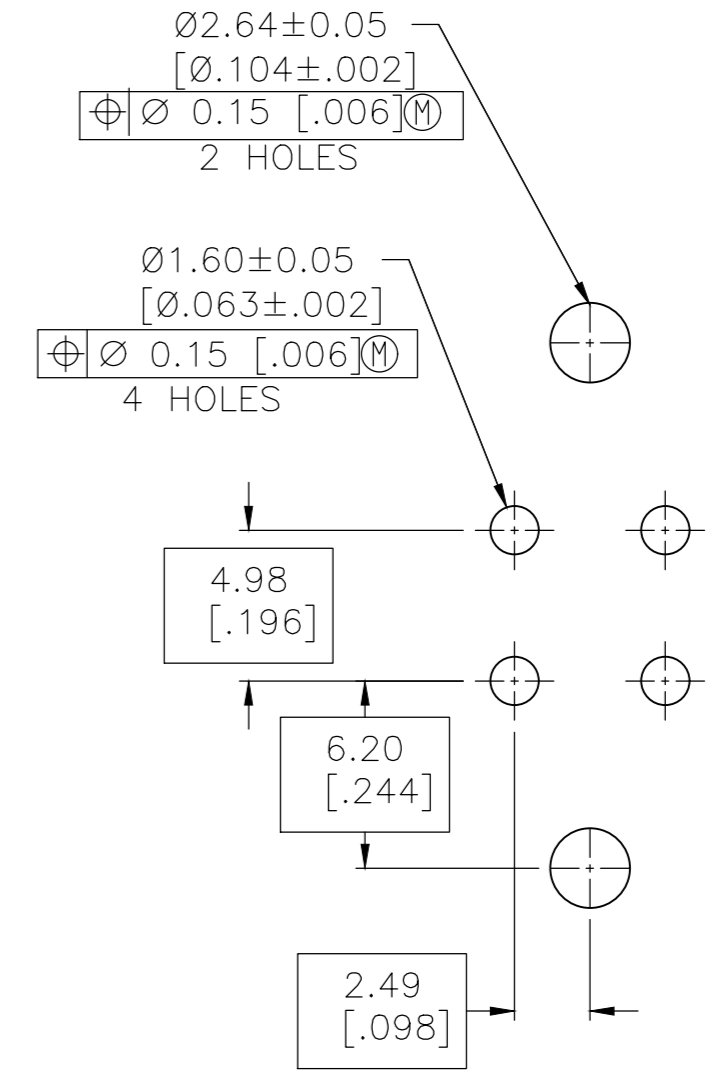
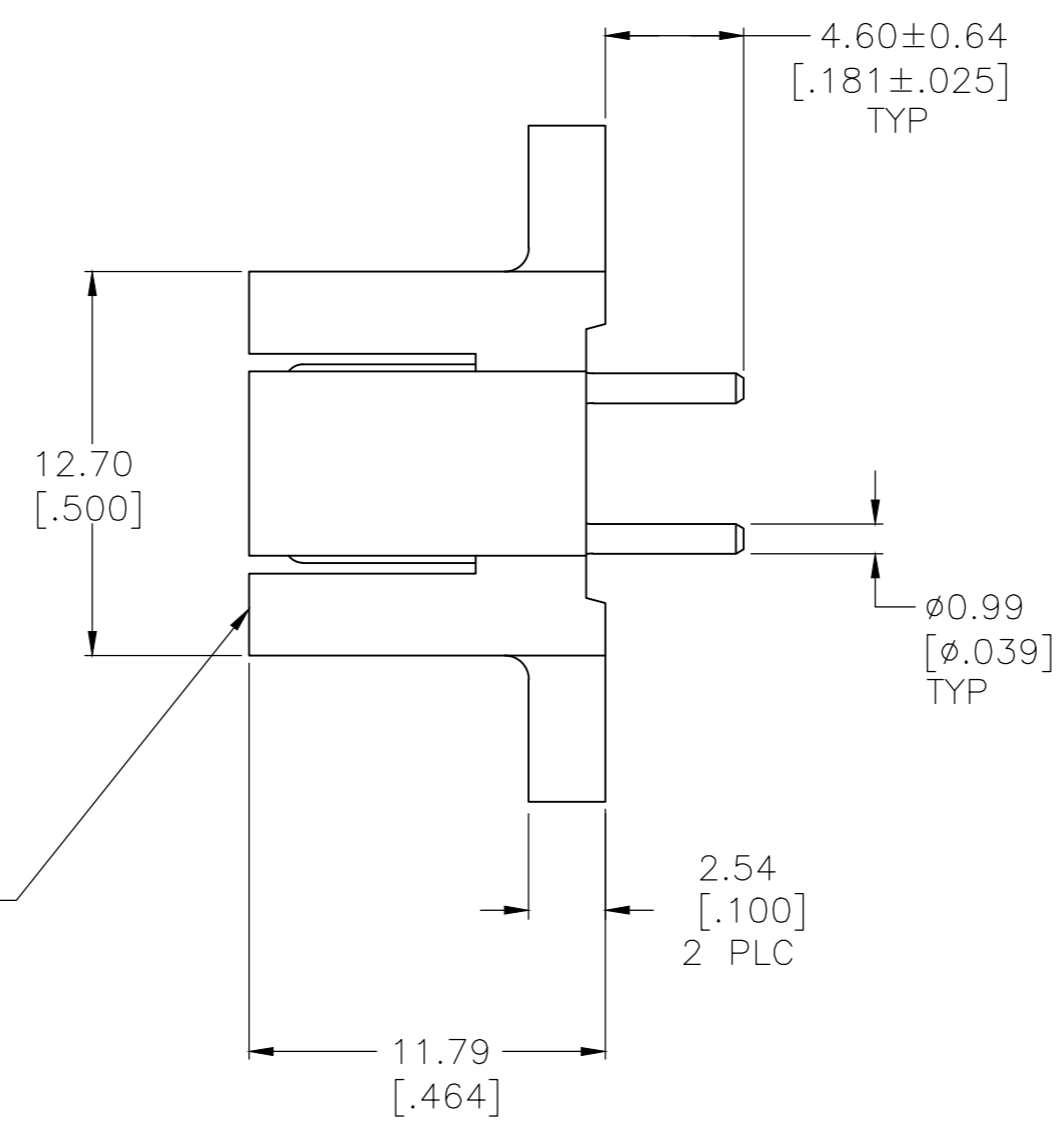
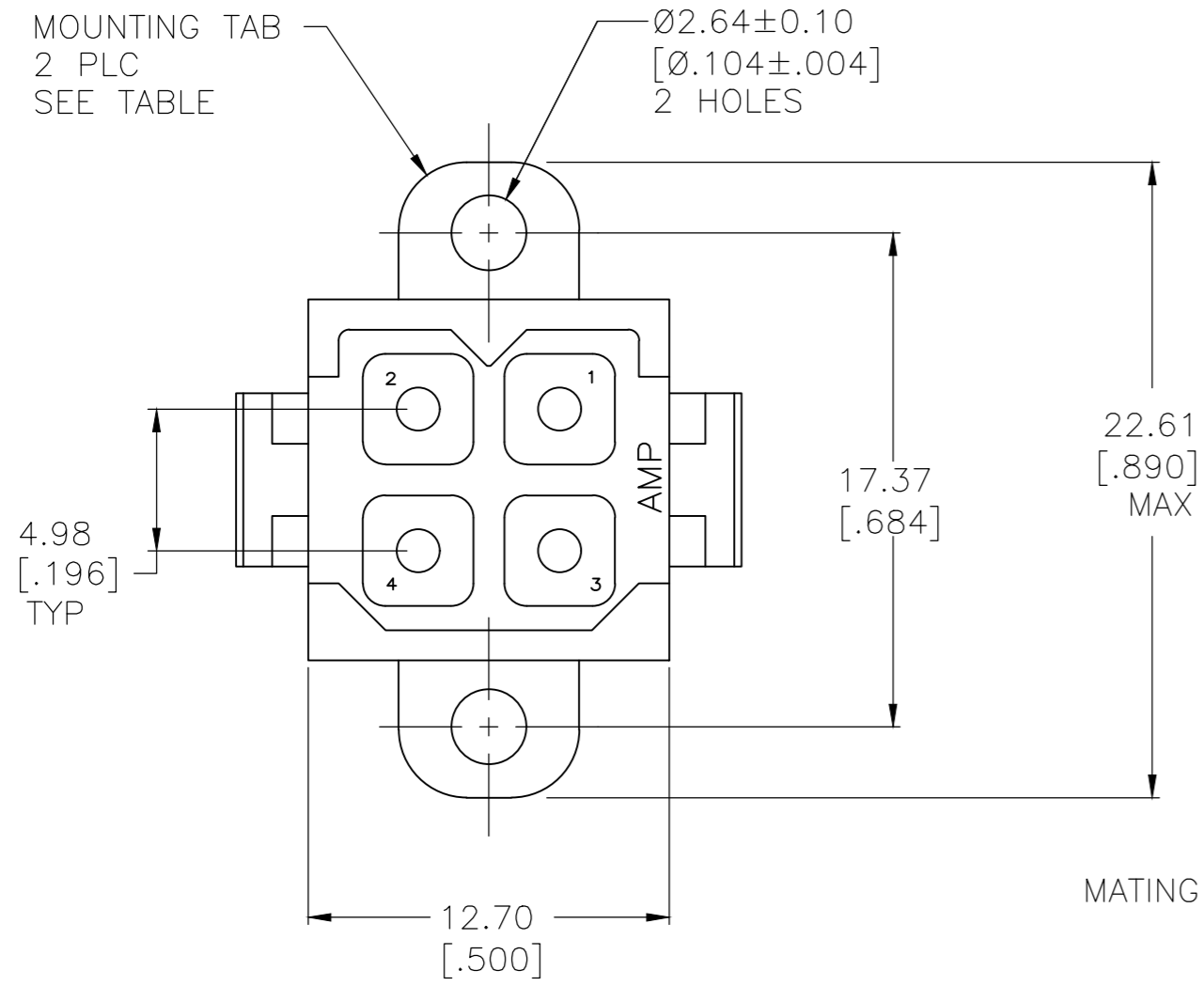


REVISIONS					
P	LTR	DESCRIPTION	DATE	DWN	APVD
V		REVISED PER ECO-18-012313	06AUG2018	RS	MZ
W		REVISED PER ECO-20-002045	13FEB2020	RK	MZ



RECOMMENDED PC BOARD LAYOUT

- ① HOUSING MATERIAL: PA66, BLACK, UL 94 V-0 RATED.
- ② CONTACT MATERIAL: BRASS PER ASTM B36.
- ③ 3.81µm [.000150] MIN TIN OVER 2.54µm [.000100] MIN COPPER.
- ④ 0.76µm [.000030] MIN GOLD FOR A LENGTH OF 5.08 [.200] FROM MATING END, 3.81µm [.000150] MIN TIN FOR A LENGTH OF 4.83 [.190] MIN FROM OPPOSITE END, BOTH OVER 1.27µm [.000050] MIN NICKEL.
- ⑤ CONTACTS SELECT LOADED IN POSITIONS 2, 3 AND 4.
- ⑥ 3.81µm [.000150] MIN TIN OVER 2.54µm [.000100] MIN COPPER.
- ⑦ 0.76µm [.000030] MIN GOLD FOR A LENGTH OF 5.08 [.200] FROM MATING END, 3.81µm [.000150] MIN TIN FOR A LENGTH OF 4.83 [.190] MIN FROM OPPOSITE END, BOTH OVER 1.27µm [.000050] MIN NICKEL.
- ⑧ OBSOLETE PARTS: OBSOLETE CIS STREAMLINING PER D.RENAUD/D.SINISI

⑧	⑤	OBSOLETE	⑥	YES	1-207119-2
		OBSOLETE	⑦	NO	1-207119-1
			⑦	YES	1-207119-0
			⑥	NO	207119-9
			⑥	YES	207119-8
⑧	⑤	OBSOLETE	③	YES	207119-7
			④	NO	207119-4
		OBSOLETE	④	YES	207119-3
		OBSOLETE	③	NO	207119-2
		OBSOLETE	③	YES	207119-1
			CONTACT FINISH	MOUNTING TABS	PART NUMBER

THIS DRAWING IS A CONTROLLED DOCUMENT.

DIMENSIONS: mm [INCHES]	TOLERANCES UNLESS OTHERWISE SPECIFIED:	DWN L.SIPE 03/10/92	CHK R.STONE 3-17-92	TE Connectivity PIN HEADER ASSEMBLY, 4 POSITION, METRIMATE	
0 PLC ± -	1 PLC ± -	APVD -	PRODUCT SPEC 108-10033	SIZE A2	CAGE CODE 00779
2 PLC ± 0.25 [.010]	3 PLC ± -	APPLICATION SPEC	WEIGHT -	DRAWING NO C=207119	RESTRICTED TO -
4 PLC ± -	ANGLES ± -	MATERIAL ① ②	FINISH CONTACT: SEE TABLE	SCALE 4:1	SHEET 1 OF 1
CUSTOMER DRAWING			REV W		

单击下面可查看定价，库存，交付和生命周期等信息

[>>TE Connectivity\(泰科\)](#)