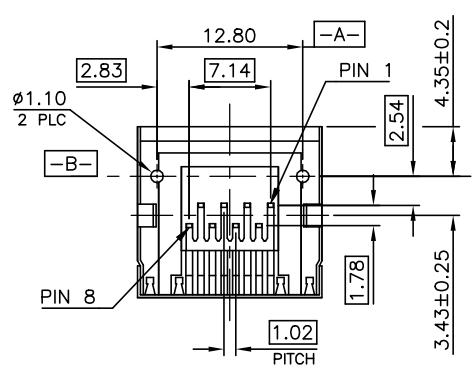
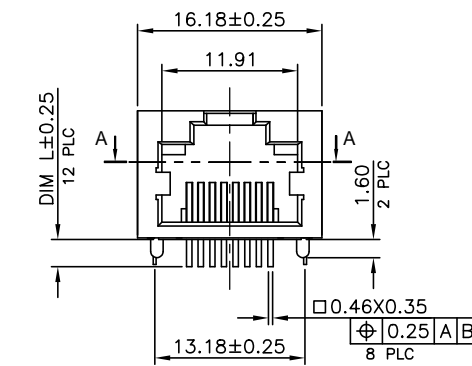
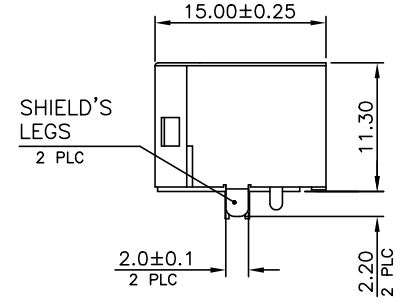
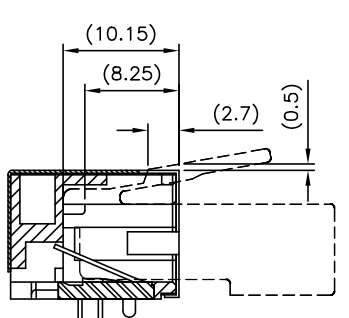
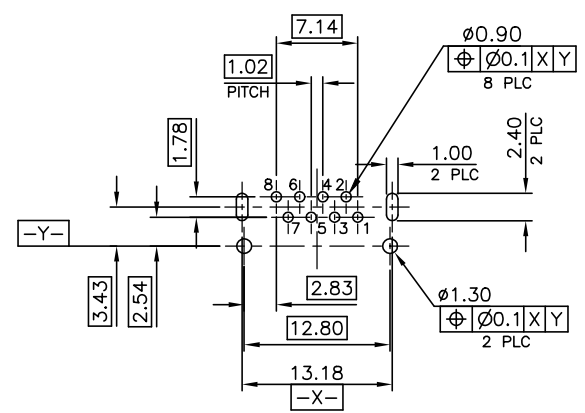
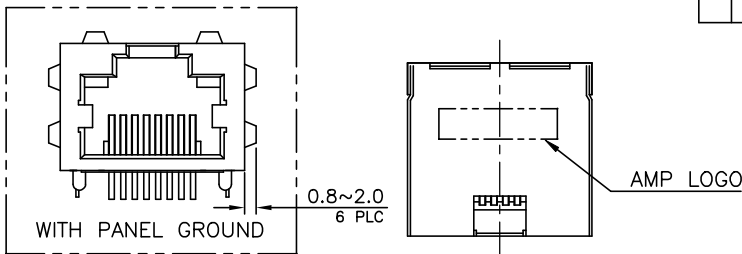
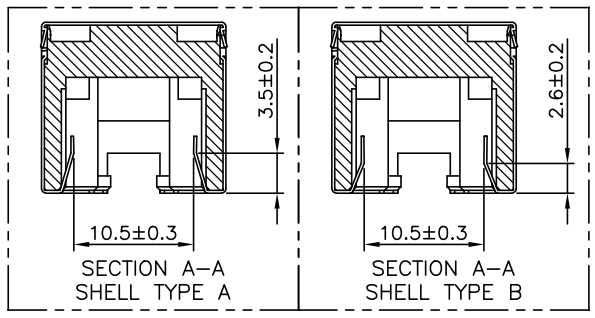


© COPYRIGHT 2010 BY TYCO ELECTRONICS CORPORATION. ALL RIGHTS RESERVED. P LTR DESCRIPTION DATE DWN APVD

P	LTR	DESCRIPTION	DATE	DWN	APVD
	F	(ECO-19-011949)	26NOV2019	R.R	S.H



- NOTE:
- MATERIAL:
 - 1.1 HOUSING: PA9T WITH 30% GF, UL94 V-0, BLACK COLOR.
 - 1.2 CONTACTS: PHOSPHOR BRONZE.
 - 1.3 SHELL: BRASS.
 - FINISH:
 - 2.1 CONTACTS: (SEE TABLE) GOLD PLATED ON CONTACT AREA. GOLD FLASH ON SOLDER TAIL. 1.27um [50u"] MIN. NICKEL UNDERPLATED OVERALL.
 - 2.2 SHELL: 0.51um [20u"] MIN. NICKEL PLATED.
 - WAVE SOLDER CAPABLE TO 265°C PER TYCO TEST SPEC. 109-202, CONDITION B.
- ⚠ OBSOLETE PART : OBSOLETE CIS STREAMLINING PER D.RENAUD/D.SINISI
- ⚠ HOUSING: PA4T WITH GLASS FIBER, UL94 V-0, BLACK COLOR.
- ⚠ LOW BR/CL AS DEFINED IN TEC-138-702.

RECOMMENDED PCB LAYOUT (THICKNESS: 1.6MM)
(DIMENSION TOLERANCE: 1 PLC: ±0.1, 2 PLC: ±0.05)

TAPE & REEL	W/O	TYPE A	2.2	6u"	3-1734795-2	
OBSOLETE	TRAY	W/O	2.2	6u"	3-1734795-1	
				50u"	1734795-8	
			2.4	30u"	1734795-7	
				15u"	1734795-6	
				6u"	1734795-5	
				50u"	1734795-4	
OBSOLETE	OBSOLETE	W/O	2.4	30u"	1734795-3	
				15u"	1734795-2	
				6u"	1734795-1	
PACKAGE TYPE	PANEL GROUND	LED	SHELL TYPE	DIM L	MIN. GOLD THICKNESS	PART NUMBER

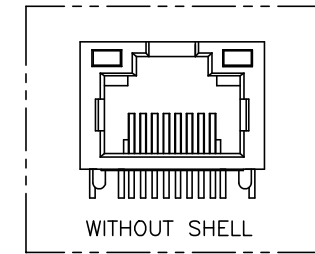
THIS DRAWING IS A CONTROLLED DOCUMENT.

DWN O. HU	14SEP2007	TE Connectivity MODULAR JACK CONNECTOR RJ45, 8P8C, SHIELDED TAB UP, DIP TYPE, H=11.3mm
CHK S. HOU	14SEP2007	
APVD W.J. KE	14SEP2007	
PRODUCT SPEC	108-57535	
MATERIAL	SEE NOTE	WEIGHT 3.5 GRAMS
FINISH	SEE NOTE	CUSTOMER DRAWING

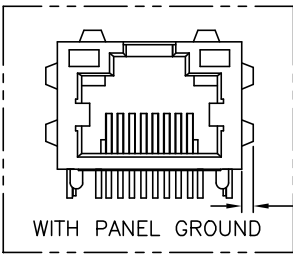
SIZE	CAGE CODE	DRAWING NO	RESTRICTED TO
A3	00779	C=1734795	-
SCALE	SHEET	REV	
-	1 OF 5	F	

THIS DRAWING IS UNPUBLISHED. RELEASED FOR PUBLICATION
 © COPYRIGHT 2010 BY TYCO ELECTRONICS CORPORATION. ALL RIGHTS RESERVED.

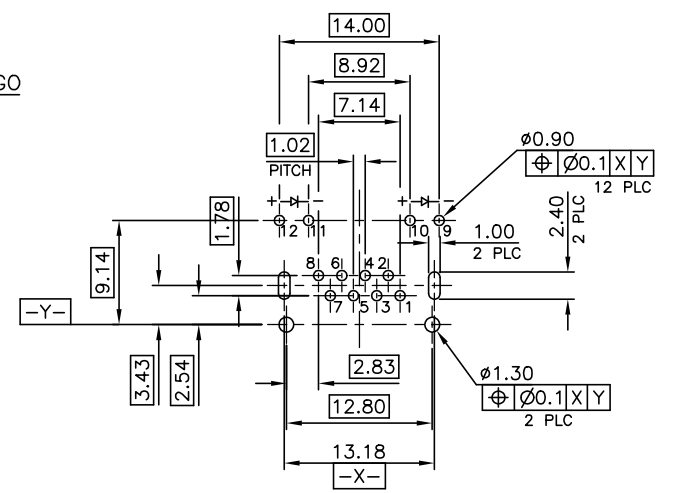
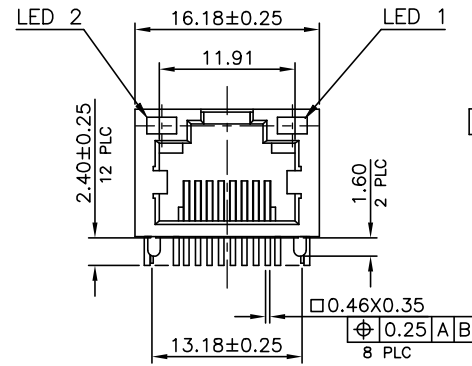
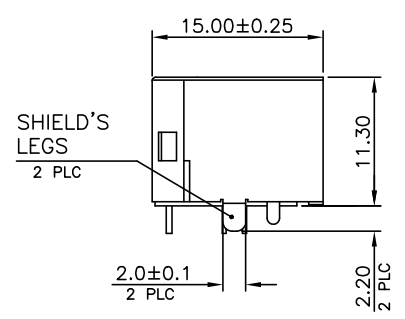
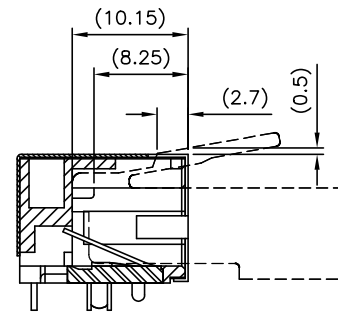
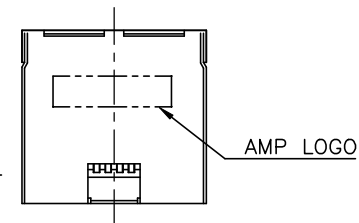
LOC		DIST		REVISIONS					
DW				P	LTR	DESCRIPTION	DATE	DWN	APVD
				SEE SHEET 1.					



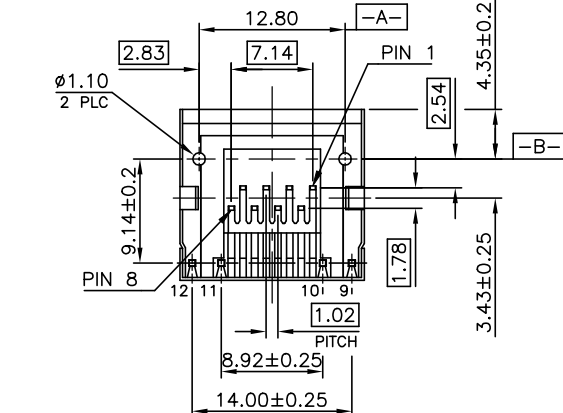
1-1734795-9



0.8~2.0
6 PLC



- NOTE:
- MATERIAL:
 - 1.1 HOUSING: PA9T WITH 30% GF, UL94 V-0, BLACK COLOR.
 - 1.2 CONTACTS: PHOSPHOR BRONZE.
 - 1.3 SHELL: BRASS.
 - 1.4 LED LIGHT: EPOXY RESIN & STEEL
 - FINISH:
 - 2.1 CONTACTS: (SEE TABLE) GOLD PLATED ON CONTACT AREA. GOLD FLASH ON SOLDER TAIL.
 - 2.2 SHELL: 0.51um [20u"] MIN. NICKEL PLATED.
 - 2.3 LED: 1.02um [40u"] COPPER UNDERPLATED OVERALL.
 - 1.27um [50u"] NICKEL OVERALL.
 - 1.27um [50u"] SILVER ON BONDING AREA.
 - 2.54um [100u"] BRIGHT-TIN ON SOLDER AREA.
 - WAVE SOLDER CAPABLE TO 265°C PER TYCO TEST SPEC. 109-202, CONDITION B.
- ⚠️ OBSOLETE PART : OBSOLETE CIS STREAMLINING PER D.RENAUD/D.SINISI
- ⚠️ LED: 1.02um [40u"] COPPER UNDERPLATED OVERALL
- 0.5um [20u"] NICKEL OVERALL
 - 1.27um [50u"] SILVER ON BONDING AREA
 - 2.54um [100u"] BRIGHT-TIN ON SOLDER AREA
- ⚠️ WITHOUT OUTER SHELL



FINISH	LED 2	LED 1	MIN. GOLD THICKNESS	PART NUMBER	
W/	GREEN/YELLOW	GREEN/YELLOW	50u"	2-1734795-8	
	GREEN	GREEN	15u"	2-1734795-2	
			50u"	1-1734795-8	
OBSOLETE	W/	ORANGE	YELLOW	30u"	1-1734795-7
OBSOLETE				15u"	1-1734795-6
			6u"	1-1734795-5	
OBSOLETE			50u"	1-1734795-4	
OBSOLETE			30u"	1-1734795-3	
OBSOLETE	W/O	YELLOW	GREEN	15u"	1-1734795-2
			6u"	1-1734795-9	
			6u"	1-1734795-1	

THIS DRAWING IS A CONTROLLED DOCUMENT.

DIMENSIONS: mm	TOLERANCES UNLESS OTHERWISE SPECIFIED:	DWN	CHK	APVD	PRODUCT SPEC	APPLICATION SPEC	WEIGHT	SCALE	SHEET	REV
0 PLC ± -	1 PLC ± 0.3						3.5 GRAMS		2 of 5	F
2 PLC ± 0.2	3 PLC ± 0.15									
4 PLC ± -	ANGLES ± 3'									
MATERIAL: SEE NOTE	FINISH: SEE NOTE	TE Connectivity		MODULAR JACK CONNECTOR RJ45, 8P8C, SHIELDED TAB UP, DIP TYPE, H=11.3mm		SIZE: A3 CAGE CODE: 00779 C=1734795		RESTRICTED TO		
		CUSTOMER DRAWING								

4

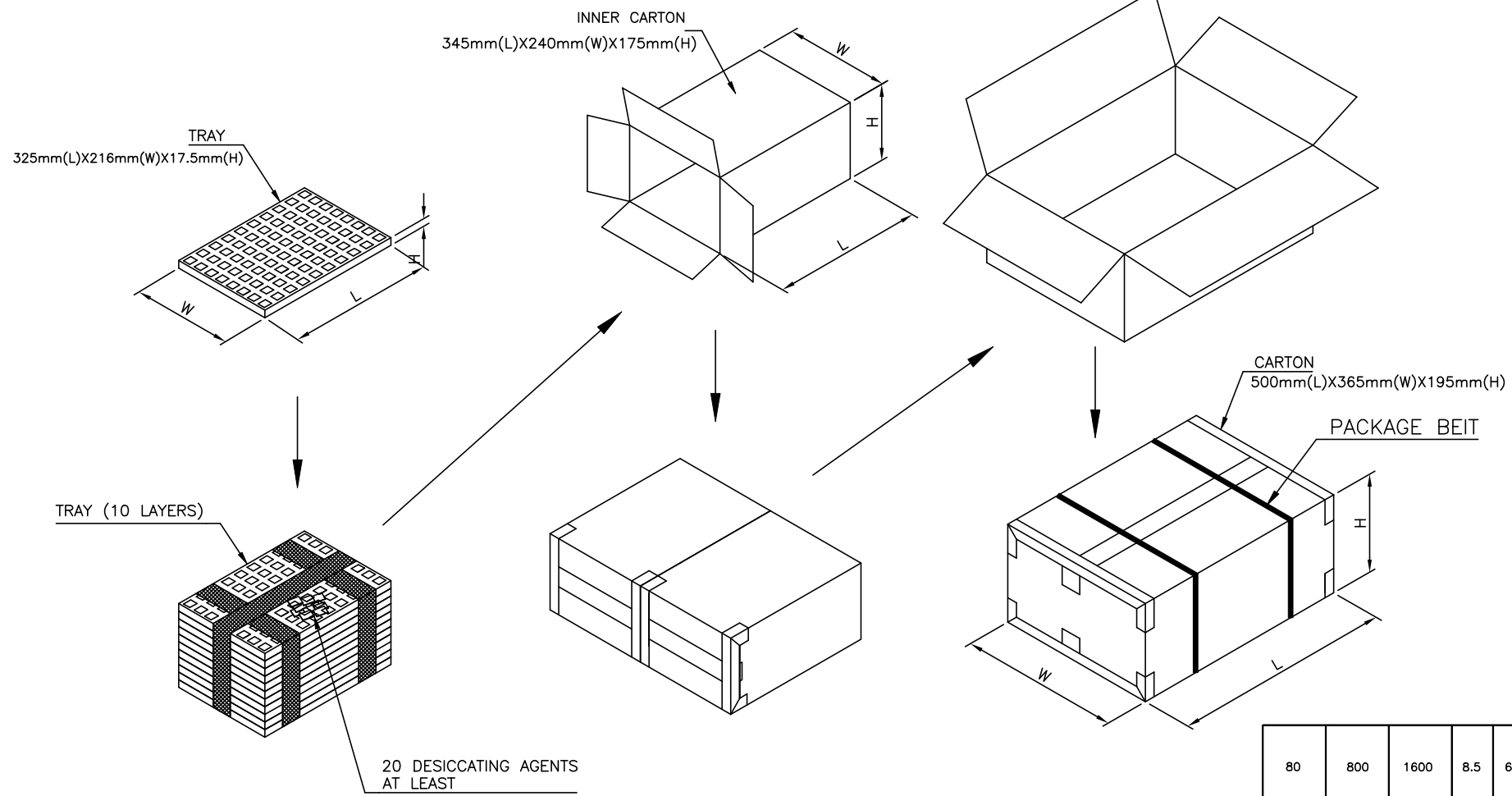
3

2

1

THIS DRAWING IS UNPUBLISHED. RELEASED FOR PUBLICATION
 © COPYRIGHT 2010 BY TYCO ELECTRONICS CORPORATION. ALL RIGHTS RESERVED.

LOC	DIST	REVISIONS			
P	LTR	DESCRIPTION	DATE	DWN	APVD
DW		SEE SHEET 1.			



					1734795-4
					1734795-3
					1734795-2
					1734795-1
PCS/TRAY	TRAYS/CARTON	QUANTITY (PCS)	G/W (Kg)	N/W (Kg)	PART NUMBER
80	800	1600	8.5	6.5	

THIS DRAWING IS A CONTROLLED DOCUMENT.		DWN		STE TE Connectivity	
DIMENSIONS: mm		CHK			
TOLERANCES UNLESS OTHERWISE SPECIFIED		APVD		NAME	
0 PLC ± -		PRODUCT SPEC		MODULAR JACK CONNECTOR	
1 PLC ± 0.3		APPLICATION SPEC		RJ45, 8P8C, SHIELDED	
2 PLC ± 0.2		WEIGHT		TAB UP, DIP TYPE, H=11.3mm	
3 PLC ± 0.15		CUSTOMER DRAWING		SIZE CAGE CODE DRAWING NO RESTRICTED	
4 PLC ± -		SCALE		A3 00779 C=1734795	
ANGLES ± 3'		SHEET		3 OF 5	
MATERIAL FINISH		REV		F	

4

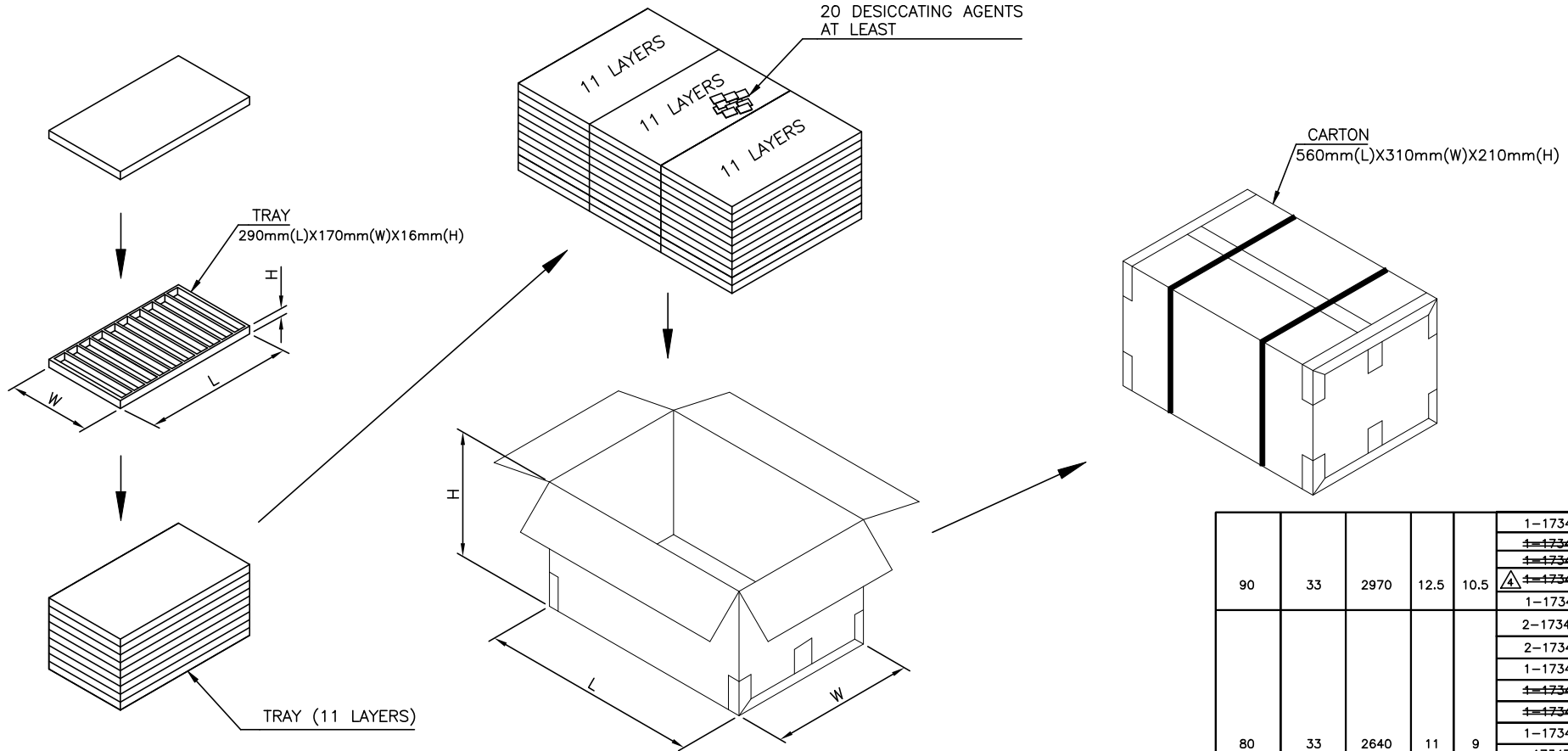
3

2

1

THIS DRAWING IS UNPUBLISHED. RELEASED FOR PUBLICATION
© COPYRIGHT 2010 BY TYCO ELECTRONICS CORPORATION. ALL RIGHTS RESERVED.

LOC DW	DIST	REVISIONS			
P	LTR	DESCRIPTION	DATE	DWN	APVD
		SEE SHEET 1.			

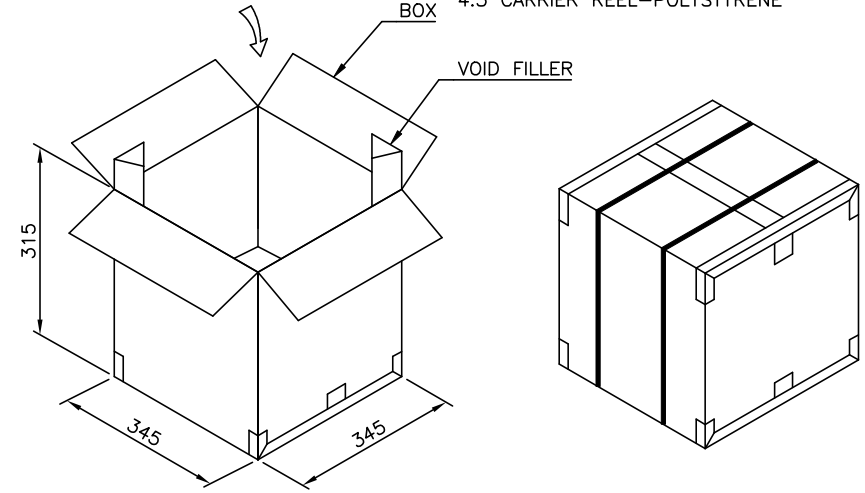
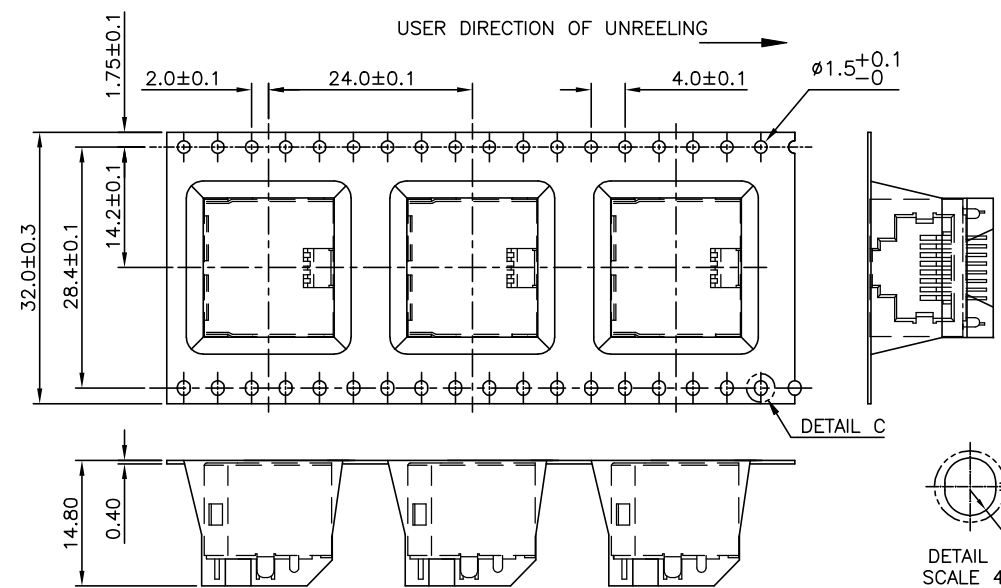
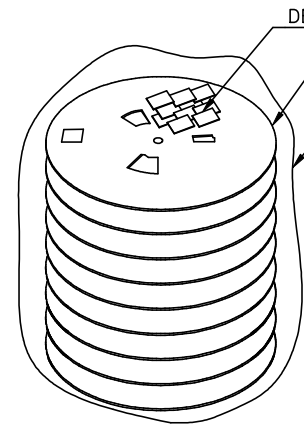
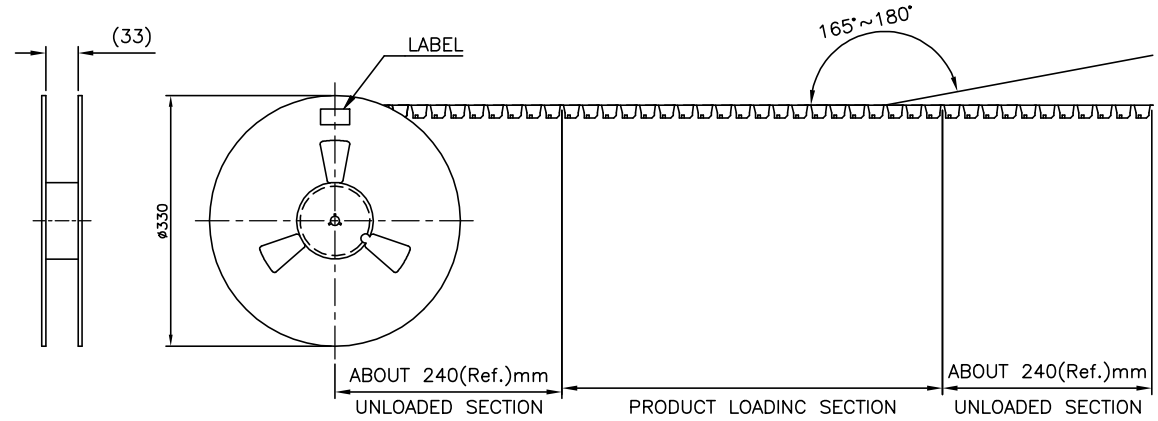


90	33	2970	12.5	10.5	1-1734795-9
					1-1734795-4
					1-1734795-3
					1-1734795-2
					1-1734795-1
					2-1734795-8
					2-1734795-2
					1-1734795-8
					1-1734795-7
					1-1734795-6
80	33	2640	11	9	1-1734795-5
					1-1734795-8
					1734795-7
					3-1734795-6
					1734795-6
					1734795-5
PCS/TRAY	TRAYS/CARTON	QUANTITY (PCS)	G/W (kg)	N/W (kg)	PART NUMBER

THIS DRAWING IS A CONTROLLED DOCUMENT.		DWN	TE Connectivity		
DIMENSIONS: mm		CHK	NAME		
TOLERANCES UNLESS OTHERWISE SPECIFIED:		APVD	MODULAR JACK CONNECTOR		
0 PLC ± -		PRODUCT SPEC	RJ45, 8P8C, SHIELDED		
1 PLC ± 0.3		APPLICATION SPEC	TAB UP, DIP TYPE, H=11.3mm		
2 PLC ± 0.2		WEIGHT	SIZE	CAGE CODE	DRAWING NO
3 PLC ± 0.15		CUSTOMER DRAWING	A3	00779	C=1734795
4 PLC ± -			RESTRICTED TO		
ANGLES ± 3'			SCALE		
MATERIAL			SHEET 4 of 5		
FINISH			REV F		

THIS DRAWING IS UNPUBLISHED. RELEASED FOR PUBLICATION
 © COPYRIGHT 2010 BY TYCO ELECTRONICS CORPORATION. ALL RIGHTS RESERVED.

LOC	DIST	REVISIONS				
P	LTR	DESCRIPTION	DATE	DWN	APVD	
DW		SEE SHEET 1.				



8.7 KG	5.05 KG	180	8	1440	3-1734795-2
GROSS WEIGHT	NET WEIGHT	PCS/REEL/BOX	REEL/BOX	PCS/BOX	PART NUMBER
					3-1734795-1

THIS DRAWING IS A CONTROLLED DOCUMENT.		DWN	TE Connectivity MODULAR JACK CONNECTOR RJ45, 8P8C, SHIELDED TAB UP, DIP TYPE, H=11.3mm		
DIMENSIONS: mm		CHK			
TOLERANCES UNLESS OTHERWISE SPECIFIED:		APVD			
0 PLC ± - 1 PLC ± 0.3 2 PLC ± 0.2 3 PLC ± 0.15 4 PLC ± - ANGLES ± 3°		PRODUCT SPEC			
MATERIAL		FINISH	APPLICATION SPEC	SIZE	RESTRICTED TO
			WEIGHT	A3	
			CUSTOMER DRAWING	00779	
				C=1734795	
				SCALE	SHEET 5 of 5
					REV F

单击下面可查看定价，库存，交付和生命周期等信息

[>>TE Connectivity\(泰科\)](#)