THIS DRAWING IS UNPUBLISHED. RELEASED FOR PUBLICATION -,- .
© COPYRIGHT - By - ALL RIGHTS RESERVED.

LOC	DIST
FT	0

REVISIONS

P	LTR	DESCRIPTION	DATE	DWN	APVD
	A2	REVISED PER ECO-14-000707	20JAN2014	NK	RH

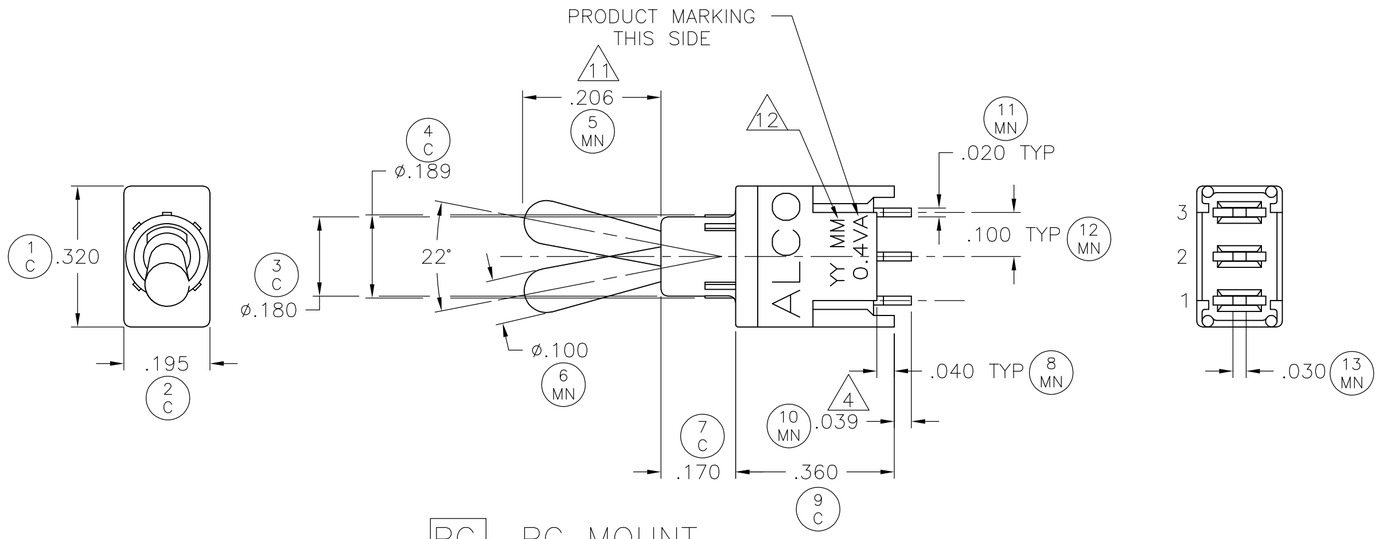

PC PC MOUNT

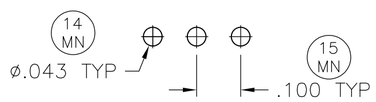

PC HOLE PATTERN

TOLERANCES FOR ALL PCB LAYOUT DIMENSIONS TO BE ±.002 (16 MN)

MATERIALS;
CASE: GLASS FILLED HIGH TEMPERATURE POLYESTER.
BUSHING: GLASS FILLED HIGH TEMPERATURE POLYESTER WITH ELECTROSTATIC DISSIPATIVE CHARACTERISTICS.
ACTUATOR: NICKEL PLATED COPPER ALLOY.
MOVABLE CONTACT: GOLD OVER NICKEL OVER COPPER ALLOY.
STATIONARY CONTACT: GOLD OVER NICKEL OVER COPPER ALLOY.
TERMINALS: TIN LEAD OVER COPPER ALLOY.
TERMINAL SEAL: HIGH TEMPERATURE SEALANT.
ACTUATOR SEAL: O-RING.

ELECTRICAL:
CONTACT RATING: 0.4 VA @ 20 VDC OR PEAK AC.
INITIAL CONTACT RESISTANCE: 30 MILLIOHMS MAX.
INSULATION RESISTANCE: 1,000 MEGOHMS AT 500 VDC MIN.
DIELECTRIC STRENGTH: 1,000 VOLTS RMS AT SEA LEVEL.
LIFE EXPECTANCY: 60,000 CYCLES MECHANICAL ACTUATIONS AND 60,000 CYCLES AT 0.4 VA @ 20 VDC OR PEAK AC.

ENVIRONMENTAL:
OPERATING TEMPERATURE: -22°F TO +185°F (-30°C TO +85°C).
STORAGE TEMPERATURE: -67°F TO +185°F (-55°C TO +85°C).

QUALITY ASSURANCE:
ALL CRITICAL DIMENSIONS, (NO. C), MUST BE 1.5Cpk MINIMUM.

1 INTERPRET DRAWING PER ASME Y14.5M-1994.

2 PKG 100 PCS/BAG 1 BAG/BOX.

4 TERMINALS SHALL BE TRIMMED TO .039 PRIOR TO APPLICATION OF SEALANT.

5 "O" RING, WELDS AND SEALS SHALL BE TESTED USING AUGATS STANDARD BUBBLE TEST.

6 ACTUATION FORCE: 800 GRAMS MAX.

7 EACH TERMINAL SHALL WITHSTAND A 6 LBS PULL FORCE.

8 EACH TOGGLE SHALL WITHSTAND A 10 LBS PULL FORCE AND PUSH TEST OF 30 LB.

10 TERMINAL NUMBERS ARE NOT MARKED ON SWITCH. (FOR REFERENCE ONLY).

11 DIMENSION MEASURED IN CENTER OFF POSITION.

12 DATE CODE: YYMM (YEAR, MONTH)

FUNCTION CHART

THE FOLLOWING FUNCTIONS AVAILABLE IN SINGLE POLE.

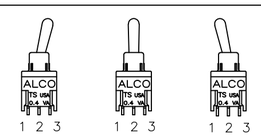

OFF INDICATES A MECHANICAL POSITION WITH NO ELECTRICAL CONNECTION.

3 POSITIONS	ON	OFF	ON
TERMINALS CONNECTED:	1-2	-	2-3

CIRCUIT TIMING - SPDT CENTER OFF

4-1437564-2
PART NUMBER

LEGEND:
C = CRITICAL DIMENSION
M = MAJOR DIMENSION
MN = MINOR DIMENSION
ST = STATISTICAL PROCESS CONTROLS

CRITICAL DIMS	MAJOR DIMS	LAST USED NO.	DELETED NO'S.	ST NO'S.
1,2,3,4,7,9		16		

THIS DRAWING IS A CONTROLLED DOCUMENT.

DIMENSIONS: INCHES

TOLERANCES UNLESS OTHERWISE SPECIFIED:
0 PLC ± -
1 PLC ± -
2 PLC ± -
3 PLC ± .010
4 PLC ± -
ANGLES ± 1°

MATERIAL -
FINISH -

DWN S SCHLEGEL 19JAN2007
CHK M SILBOURN 1/19/07
APVD M WILBOURN 1/19/07
PRODUCT SPEC —
APPLICATION SPEC —
WEIGHT —

TE Connectivity

NAME TOGGLE SWITCH TST11EGPC1 -

SIZE	CAGE CODE	DRAWING NO	RESTRICTED TO
A2	00779	C-4-1437564-2	—

CUSTOMER DRAWING | SCALE 1:1 | SHEET 1 OF 1 | REV A2

4-1437564-2

1471-9 (3/11)

Downloaded From Oneyac.com

单击下面可查看定价，库存，交付和生命周期等信息

>>TE Connectivity(泰科)

Downloaded From Oneyac.com