

4

3

2

1

THIS DRAWING IS UNPUBLISHED. RELEASED FOR PUBLICATION

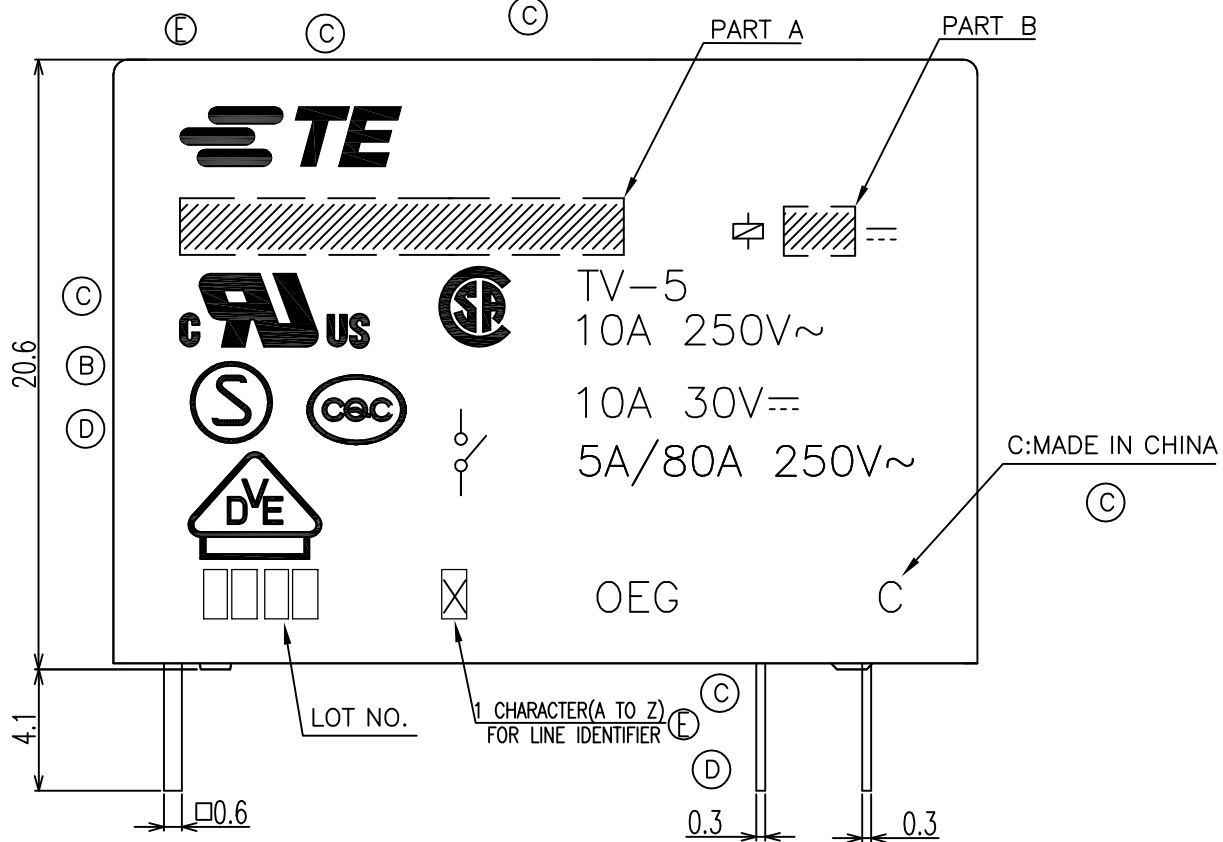
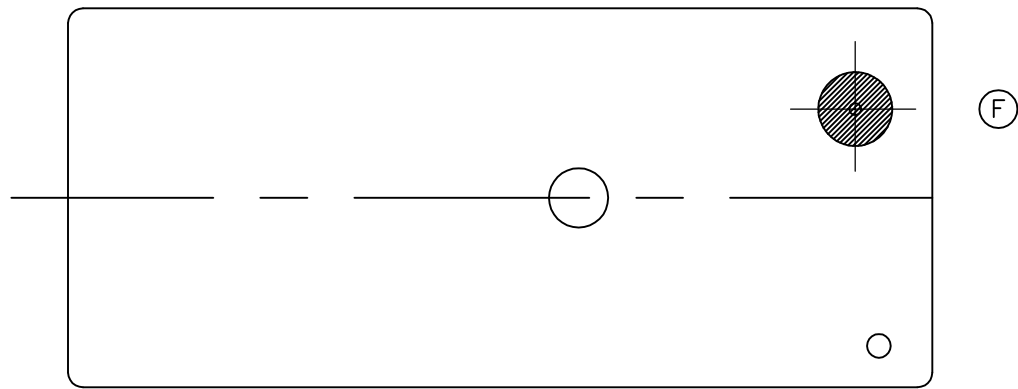
© COPYRIGHT - By TE Connectivity

ALL RIGHTS RESERVED.

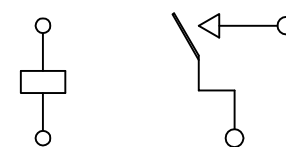
LOC HB DIST -

REVISIONS

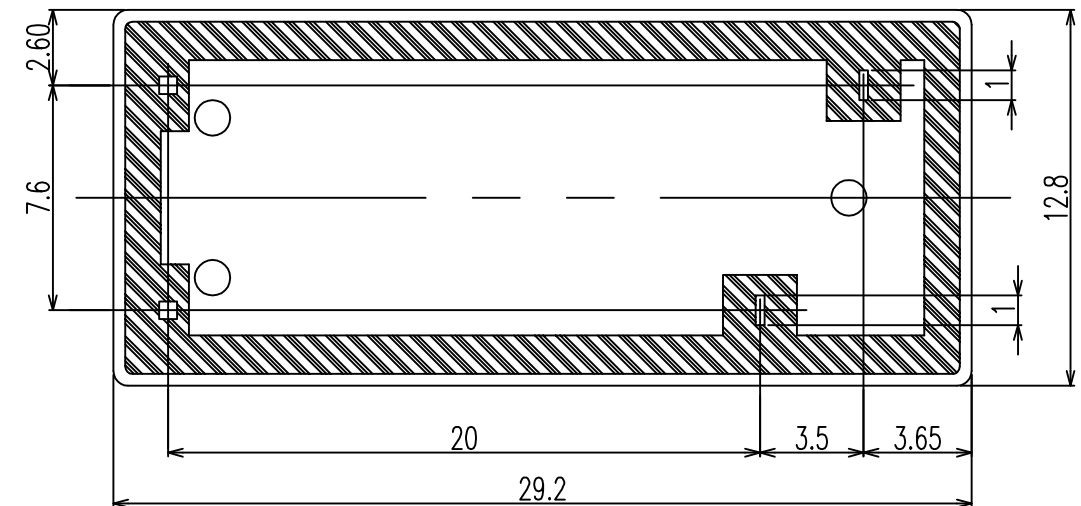
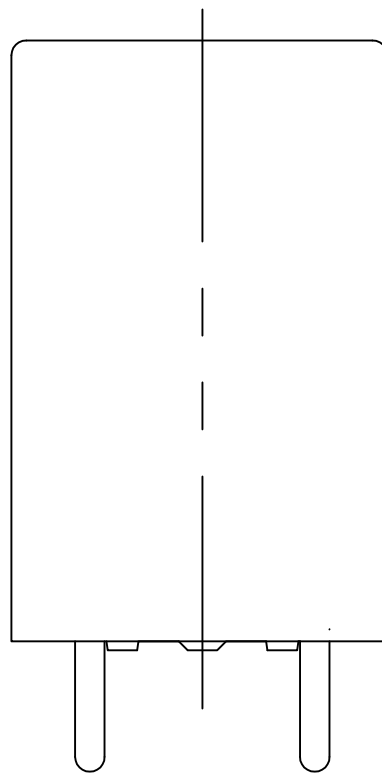
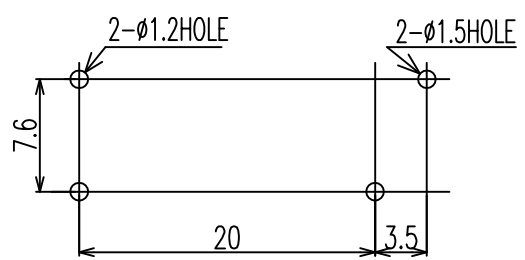
P	LTR	DESCRIPTION	DATE	DWN	APVD
E		1.UPDATE TE LOGO&VDE LOGO2.ADD LINE IDENTIFICATION 3.TERMINALS TOLERANCE CLARIFICATION4.VENT HOLE CHANGE	06-APR-12	D.L	BH.Y
F		REVISE ONLY	16-DEC-13	XL,Y	B,F



CONNECTION DIAGRAM (BOTTOM VIEW)



DRILLING DIAGRAM(2/1) (BOTTOM VIEW)



THIS DRAWING IS A CONTROLLED DOCUMENT.		DWN FU.BO			
DIMENSIONS: mm		CHK ZHANG.XIAONING			
TOLERANCES UNLESS OTHERWISE SPECIFIED:		APVD C.H.HSU		NAME	
0 PLC ±-		PRODUCT SPEC		OMIT CUSTOMER DRAWING	
1 PLC ±-		APPLICATION SPEC		RESTRICTED TO	
2 PLC ±-		WEIGHT		SIZE A3	CAGE CODE 00779
3 PLC ±-		CUSTOMER DRAWING		DRAWING NO C=9-1440000-6	
4 PLC ±-		SCALE 4:1		SHEET 1 of 2	
ANGLES ±-		REV F			
FINISH					

THIS DRAWING IS UNPUBLISHED.

RELEASED FOR PUBLICATION

---

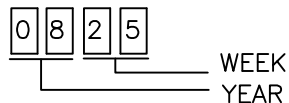
© COPYRIGHT - By TE Connectivity

ALL RIGHTS RESERVED.

LOC	DIST	REVISIONS					
HB	-	P	LTR	DESCRIPTION	DATE	DWN	APVD
		-		SEE SHEET 1	-	-	-

NOTES:

Ⓑ 1.LOT NO. SYSTEM AS FOLLOING:



2.GENERAL TOLERANCE AS FOLLOING:

TOLERANCE	
0~0.99mm	±0.1
1mm~2.99mm	±0.2
3mm MIN.	±0.3

Ⓒ 3.TERMINAL DIMENSION IS NOT INCLUDING SOLDER TIP.

Ⓔ 4.FOR THE TIN-PLATING OF THE PINS:  
+0.1mm FOR WIDTH,THICKNESS AND DIAMETER.  
+0.5mm FOR LENGTH.

2-1461387-3	OMIT-SH-148LM	48V	OMIT-SH-148LM
2-1461387-1	OMIT-SH-148DM	48V	OMIT-SH-148DM
1-1461387-9	OMIT-SH-124LM	24V	OMIT-SH-124LM
1-1461387-7	OMIT-SH-124DM	24V	OMIT-SH-124DM
9-1440000-6	OMIT-SH-112LM	12V	OMIT-SH-112LM
1-1461387-4	OMIT-SH-112DM	12V	OMIT-SH-112DM
1-1461387-2	OMIT-SH-109LM	9V	OMIT-SH-109LM
1-1461387-0	OMIT-SH-109DM	9V	OMIT-SH-109DM
1461387-8	OMIT-SH-106LM	6V	OMIT-SH-106LM
1461387-6	OMIT-SH-106DM	6V	OMIT-SH-106DM
1461387-4	OMIT-SH-105LM	5V	OMIT-SH-105LM
1461387-2	OMIT-SH-105DM	5V	OMIT-SH-105DM
TE PART NO	DESCRIPTION	PART B	PART A

RELAY TYPE

		UV RESIN	UV SEAL	16
		EPOXY RESIN	SEAL	15
UL94 V-0		PBT	CASE	14
CLASS E		UEW	MAGNETIC WIRE	13
UL94 V-0		PET	BASE	12
UL94 V-0		PBT	BOBBIN	11
	SOLDER DIP	CP WIRE	COIL TERMINAL	10
UL94 V-0		PPS	CARD	9
		Ag ALLOY	MOVABLE CONTACT	8
		Ag ALLOY	STATIONARY CONTACT	7
		Cu ALLOY	HINGE SPRING	6
	SOLDER DIP	Cu ALLOY	STATIONARY TERMINAL	5
	SOLDER DIP	Cu ALLOY	MOVABLE SPRING	4
		STEEL	CORE	3
		STEEL	ARMATURE	2
		STEEL	YOKE	1
INCOMBUSTIBILITY	TREATMENT	MATERIAL	DESCRIPTION	ITEM

THIS DRAWING IS A CONTROLLED DOCUMENT.		DWN FU.BO		
DIMENSIONS: mm		CHK ZHANG.XIAONING		
		APVD C.H.HSU	NAME	
TOLERANCES UNLESS OTHERWISE SPECIFIED:		PRODUCT SPEC	OMIT CUSTOMER DRAWING	
0 PLC ± -		APPLICATION SPEC	SIZE	CAGE CODE
1 PLC ± -		WEIGHT	A3	00779
2 PLC ± -		CUSTOMER DRAWING	DRAWING NO	
3 PLC ± -			C=9-1440000-6	
4 PLC ± -			RESTRICTED TO	
ANGLES ± -				
FINISH			SCALE	SHEET
MATERIAL			4:1	2 of 2
			REV	F

单击下面可查看定价，库存，交付和生命周期等信息

[>>TE Connectivity\(泰科\)](#)