THIS DRAWING IS UNPUBLISHED. RELEASED FOR PUBLICATION -.- .
© COPYRIGHT - By Tyco Electronics Japan G.K. ALL RIGHTS RESERVED.

LOC	DIST
J	—

REVISIONS 変更

P	LTR	DESCRIPTION	DATE	DWN	APVD
	B4	REVISED ECR-11-023917	25NOV11	TS	KB

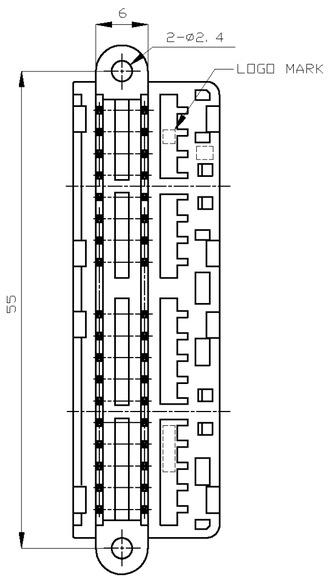

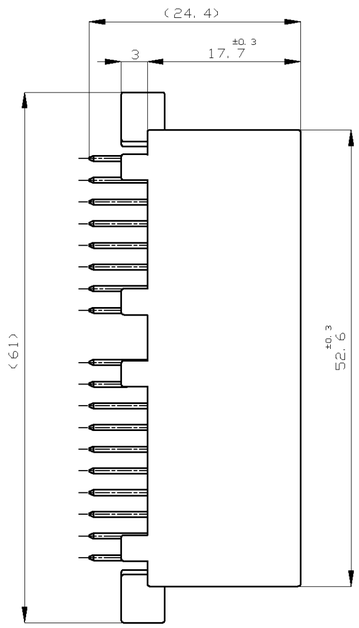

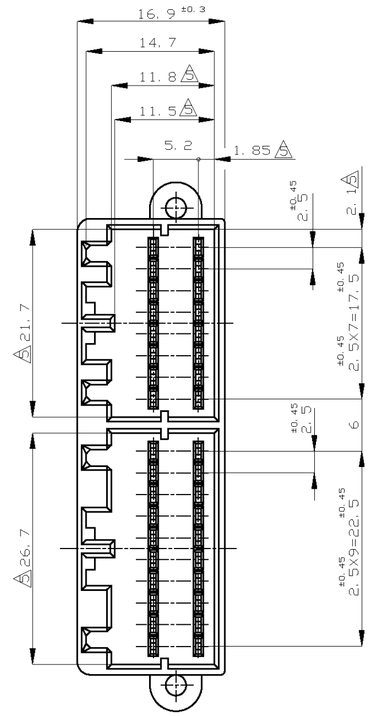

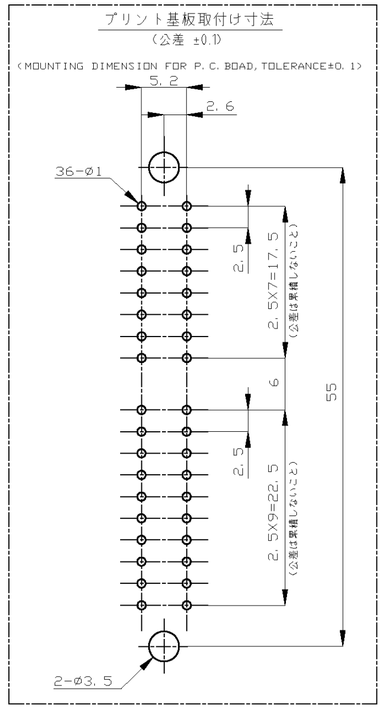

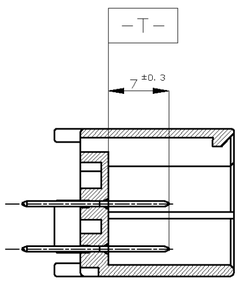

断面 A-A
(SECT. A-A)

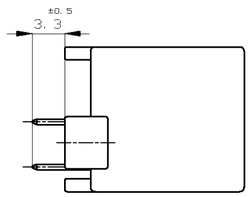

注 ：

1. 適用プリント基板厚：1.6mm
2. 推奨取付ネジ：JIS B1115, B1122 タッピンネジ、
   ナベ2種 呼び径3. 長さ6mm以上（締付トルク：4Kg-cm以下）
3. 嵌合相手ハウジング：175966, 175967
4. 適用製品規格番号：108-5281

A -Z- 面より2mmの範囲で測定

NOTES:

1. APPLICABLE P.C.B BOARD THICKNESS; 1.6mm
2. RECOMMENDED MOUNTING SCREW 3mmDIA
   6mmLENGTH(MIN)
   TAPPING SCREW SPECIFIED IN JIS
   B1115, B1122(TIGHTENING TORQUE; 4Kg-cm MAX)
3. THE MATING PLUG HSG. PART NUMBER; 175966, 175967
4. APPLICABLE PRODUCT SPEC NO.; 108-5281

A TO BE MEASURED WITHIN 2mm FROM -Z-

	SELECTIVE-TIN (MATTE)	SELECTIVE-TIN (BRIGHT)	BLACK	175977-3
	PRE-TIN		BLACK	175977-2
OBSOLETE	~~SELECTIVE-TIN~~	~~PRE-TIN~~	~~BLACK~~	~~175977-1~~
	SOLDERING SIDE 半田付け部	CONTACT SIDE 接触部側	COLOR 色	PART NUMBER 製品型番
	CONTACT FINISH コンタクト仕上			

THIS DRAWING IS A CONTROLLED DOCUMENT.

DIMENSIONS: 単位：耗 mm

TOLERANCES UNLESS OTHERWISE SPECIFIED: 一般公差

0 PLC	± -
1 PLC	± -
2 PLC	± -
3 PLC	± -
4 PLC	± -
ANGLES	± -

GENERAL TOLERANCE

0<*< 10	±0.2
10<*< 30	±0.25
30<*<100	±0.3
ANGLES	±3°

MATERIAL 材料
HOUSING : PBT
CONTACT : BRASS

FINISH 仕上

DWN M.KADOSAKI 12OCT05
CHK T.SHINOHARA 12OCT05
APVD K.BETSUI 12OCT05
PRODUCT SPEC 製品規格
APPLICATION SPEC 取付適用規格
WEIGHT

TE Connectivity

NAME 名称
36Pos. CAP HOUSING ASS'Y
.040 SERIES MULTI-LOCK I/O CONN. MK-II

SIZE	CAGE CODE	DRAWING NO 番号	RESTRICTED TO
A2	00779	C-175977	—

CUSTOMER DRAWING

SCALE 尺度	SHEET	REV
2:1	1 OF 1	B4

175977

1471-9 (3/11)

Downloaded From Oneyac.com

单击下面可查看定价，库存，交付和生命周期等信息

>>TE Connectivity(泰科)

Downloaded From Oneyac.com