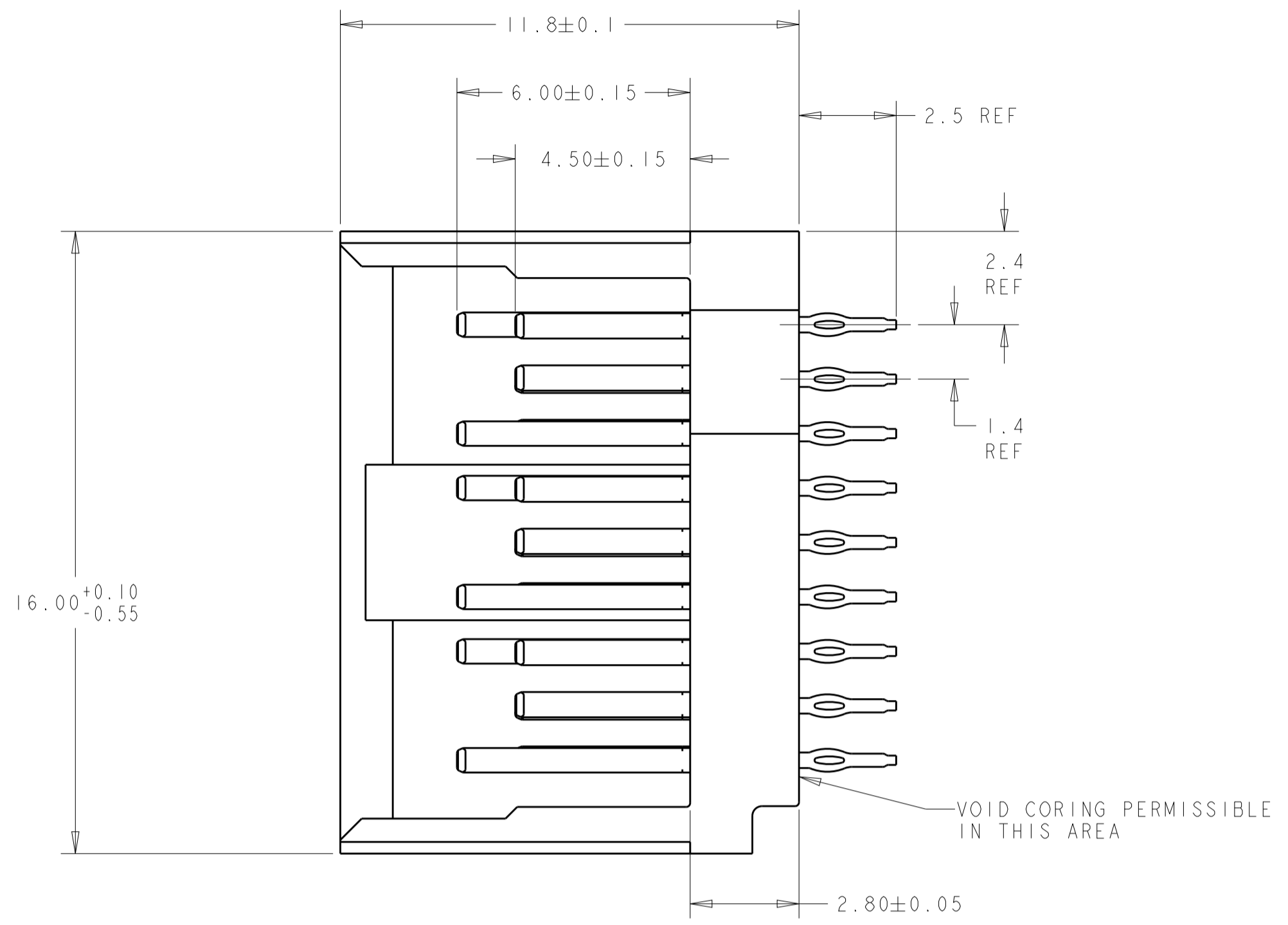
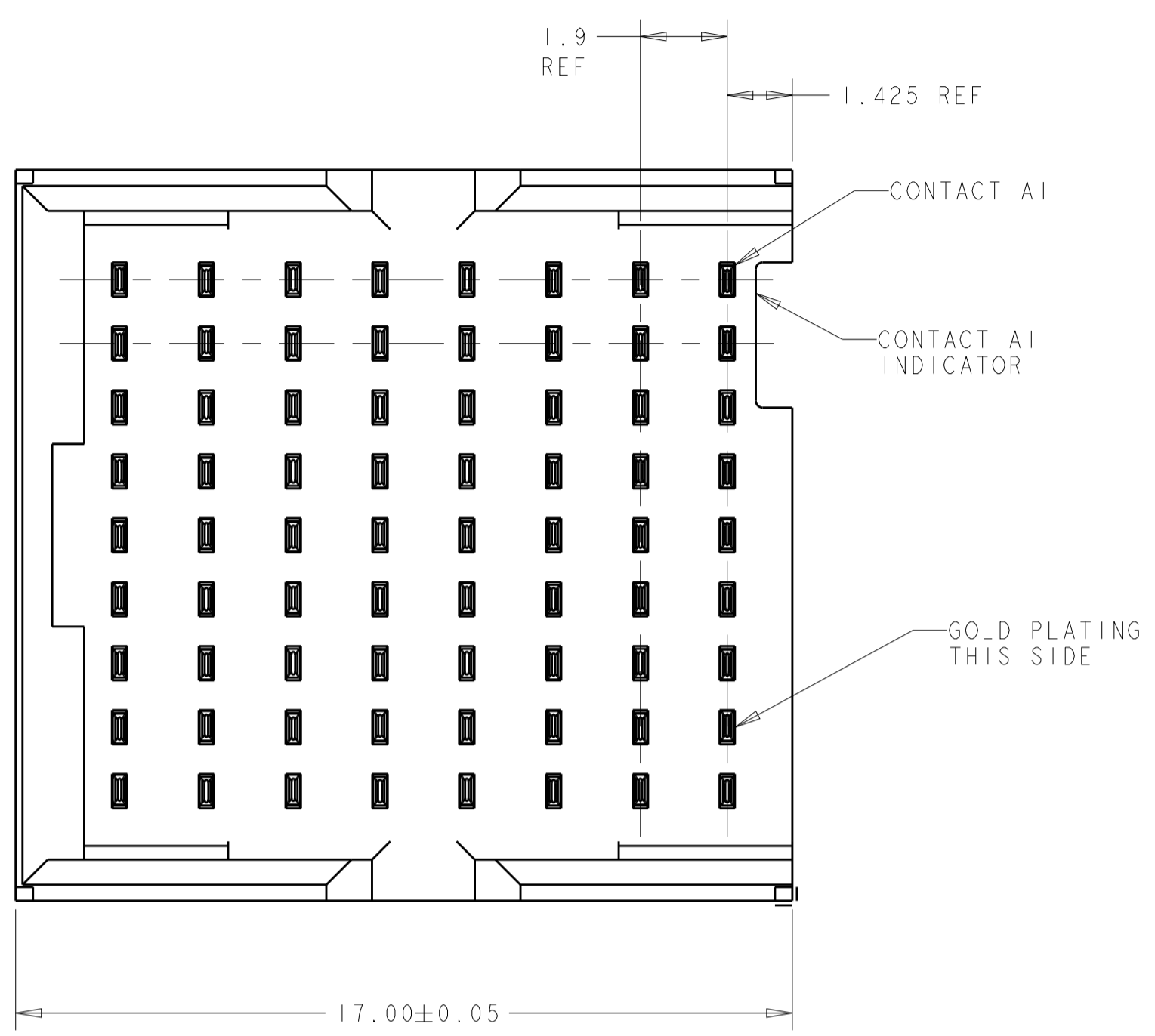
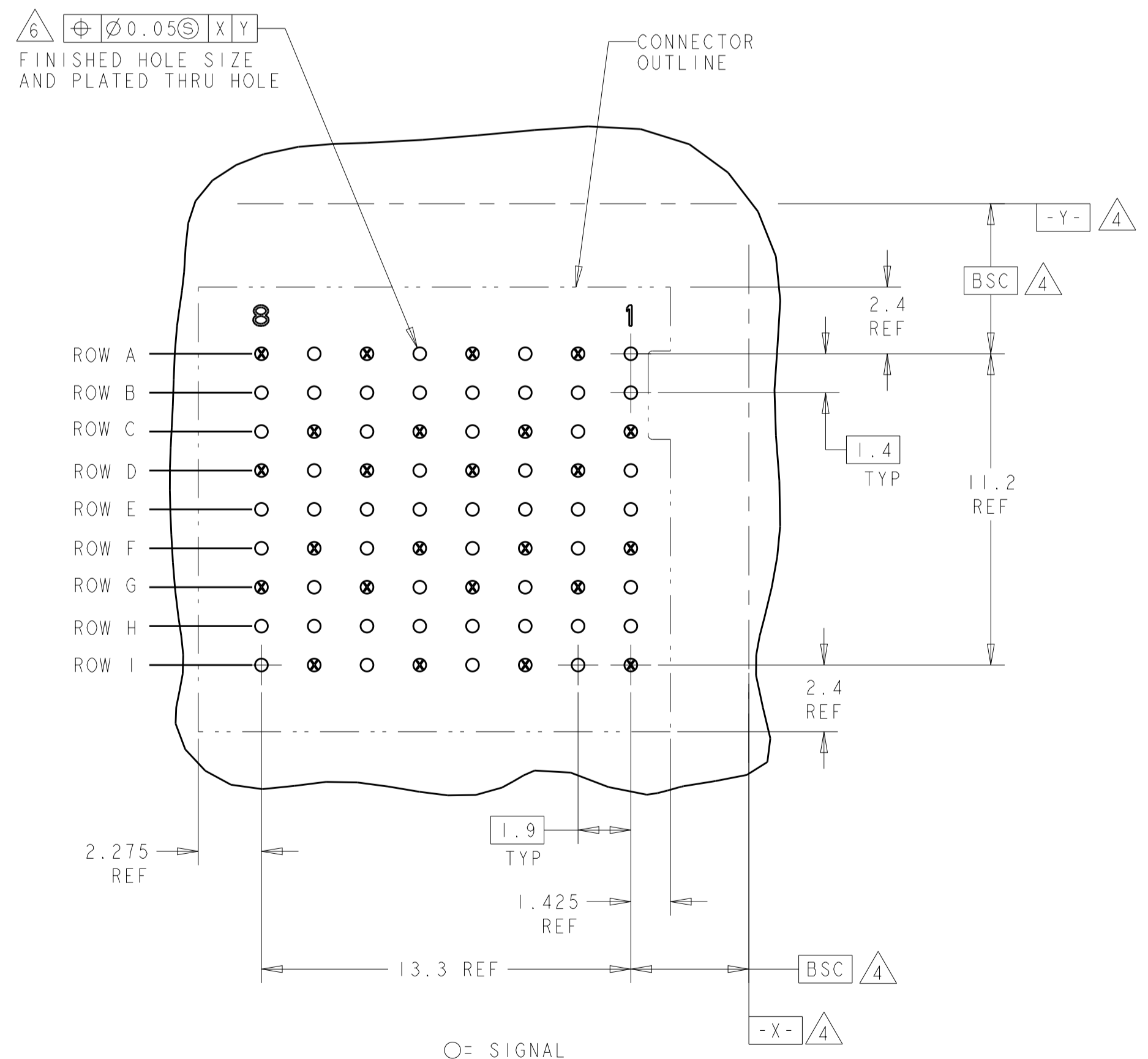
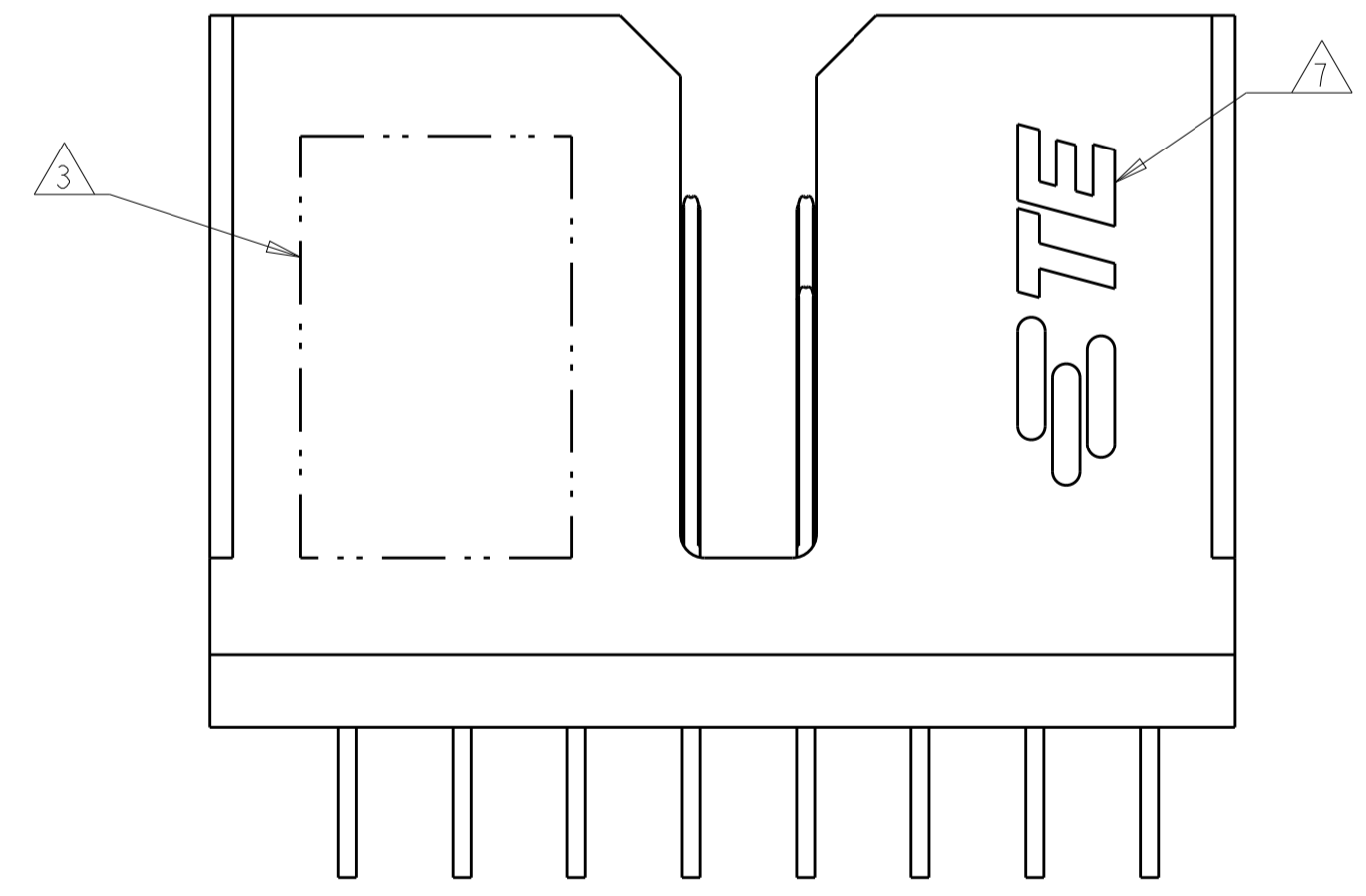


LOC		DIST		REVISIONS			
P	LTN	DESCRIPTION	DATE	DWN	APVD		
E		REVISED PER ECO-13-010626	31JUL2013	KH	RP		
F		REVISED PER ECO-19-009248	28JUN2019	AP	SY		



- 1 MATERIAL:  
CONTACT - PHOS BRONZE  
HOUSING - LCP, UL 94V-0, COLOR - BLACK
- 2 FINISH: CONTACT  
MATING AREA - 0.76µm MIN GOLD OVER 1.27µm MIN NICKEL  
COMPLIANT PIN AREA - 0.5µm MIN MATTE TIN OVER 1.27µm MIN NICKEL
- 3 CONNECTOR MARKED WITH PART NUMBER, DATE CODE AND STANDARD IN APPROXIMATE AREA SHOWN
- 4 DATUMS AND BASIC DIMENSIONS ESTABLISHED BY CUSTOMER.
- 5 CONTACT AREA LUBRICATED WITH BELLCORE APPROVED LUBRICANT. TECHNICAL REFERENCE GR-1217-CORE, ISSUE 1, NOVEMBER 1995.
- 6 REFERENCE APPLICATION SPEC 114-13202 FOR RECOMMENDED PLATED THRU HOLE DIAMETER AND PLATING THICKNESSES.
- 7 SHOWN LOGO OR OTHER TE OWNED LOGOS IN APPROXIMATE AREA.



○ = SIGNAL  
 ⊗ = GROUND  
 RECOMMENDED PC BOARD LAYOUT BACKPLANE, COMPONENT SIDE SHOWN  
 SCALE 6:1

1934301-1  
 PART NUMBER

THIS DRAWING IS A CONTROLLED DOCUMENT.		DWN B.MCMASHER 31MAY2007	TE Connectivity
DIMENSIONS: mm		CHK W.DAVIS 31MAY2007	
TOLERANCES UNLESS OTHERWISE SPECIFIED:		APVD W.DAVIS 31MAY2007	NAME HEADER ASSEMBLY, RIGHT WALL, 3 PAIR, 8 COLUMN TinMan
0 PLC ±	1 PLC ±	PRODUCT SPEC	SIZE CAGE CODE DRAWING NO
2 PLC ±	3 PLC ±	APPLICATION SPEC	RESTRICTED TO
4 PLC ±	ANGLES ±	FINISH	SCALE 8:1 SHEET 1 OF 1 REV F
MATERIAL	FINISH	WEIGHT	A100779C=1934301
CUSTOMER DRAWING			

单击下面可查看定价，库存，交付和生命周期等信息

[>>TE Connectivity\(泰科\)](#)