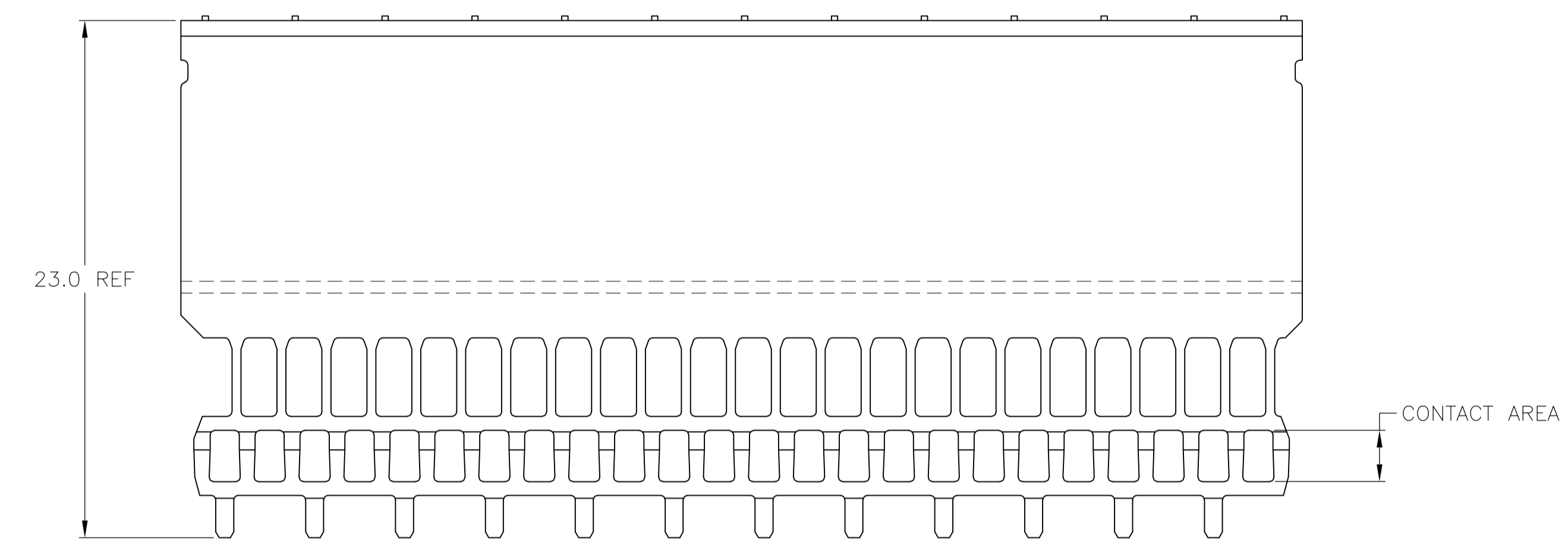
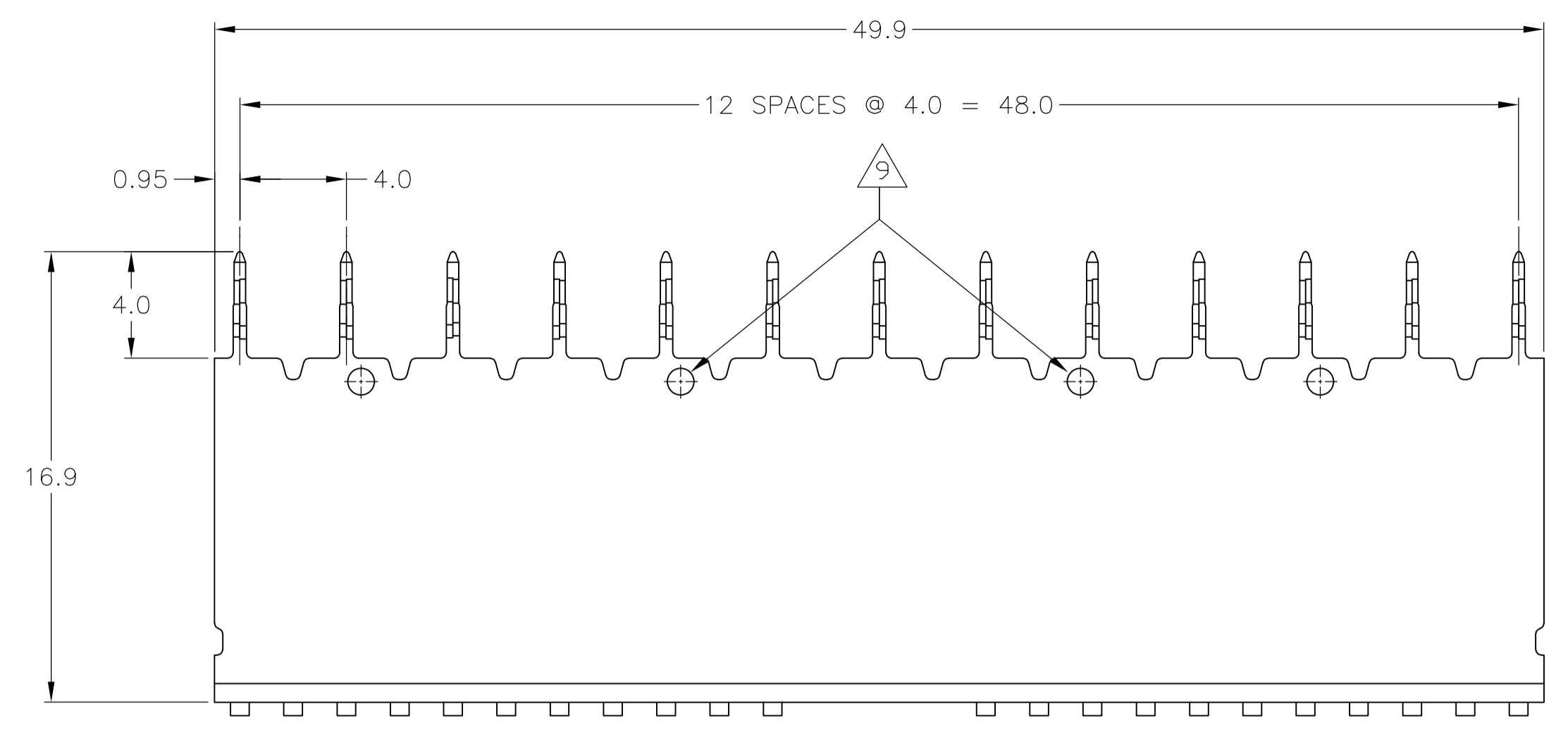
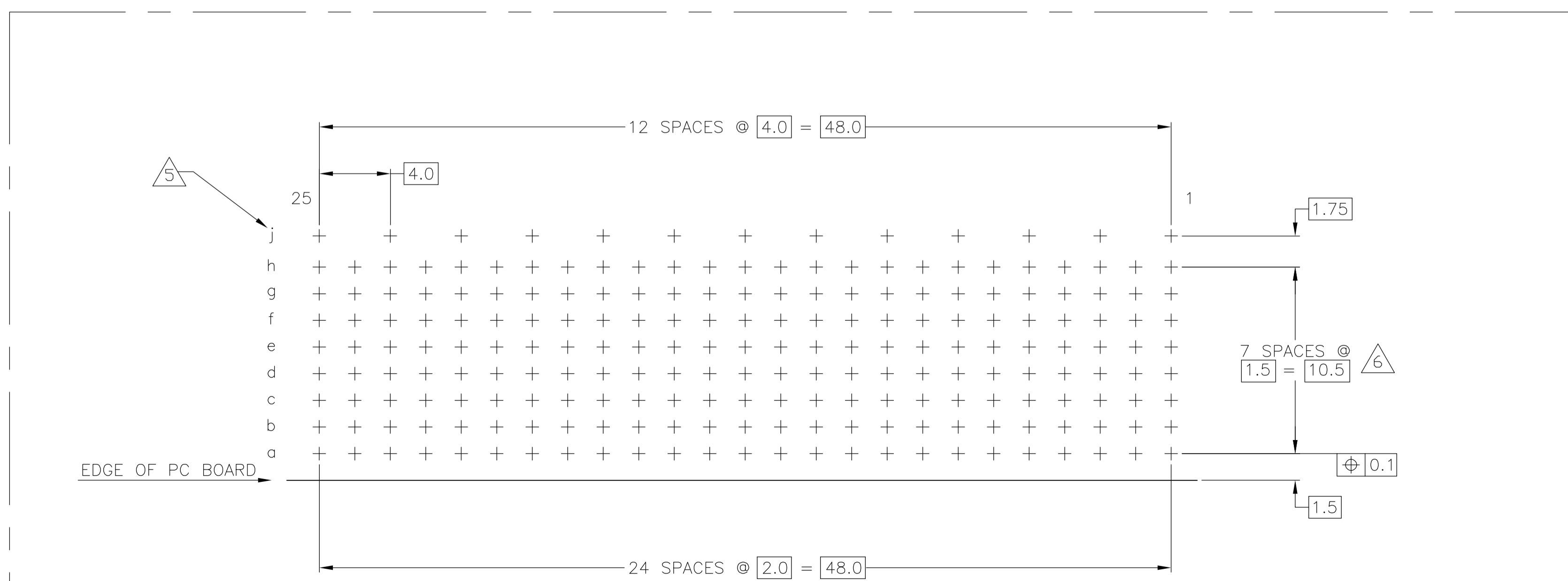
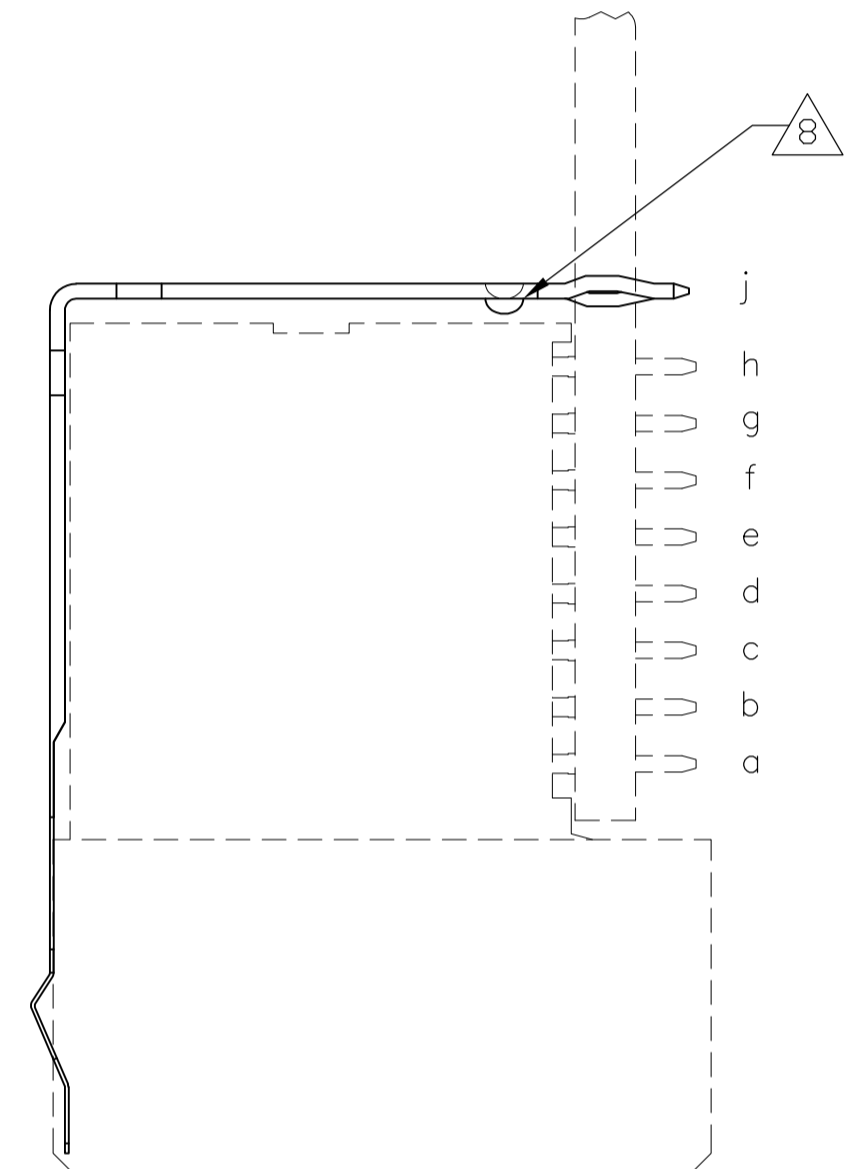


LOC		DIST		REVISIONS			
AD	00	REV	DATE	BY	CHK	APPV	
B		REVISED PER ECO-07-030179	21DEC07	DH	JE		
B1		REVISED PER ECO-10-000444	02NOV09	KK	AEG		



- 1 MATERIAL: PHOSPHOR BRONZE.
- 2 GENERAL PLATING SPECIFICATION: UNDERPLATING (ENTIRE CONTACT): 1.27µm MIN NICKEL AND ACTION PIN: 0.5µm MIN TIN. FOR PLATING OF MATING SURFACES SEE APPLICABLE SPECIFICATION REFERENCE FOR EACH DASH NUMBER.
- 3 CONFORMS TO ALL TESTING ACCORDING TO IEC 61076-4-101 PERFORMANCE LEVEL 2.
- 4 CONNECTOR TESTED AND QUALIFIED AGAINST TELCORDIA GR-1217-CORE QUALITY LEVEL 3, CENTRAL OFFICE APPLICATIONS.
- 5 ROW J 13 PLATED THROUGH HOLES FOR UPPER-SHIELD.
- 6 HOLE PATTERN FOR FEMALE CONNECTOR TYPE A. 200 PLATED-THROUGH HOLES A 1.5 X 2mm GRID.
- 7 CONTACT AREA LUBRICATED WITH BELLCORE APPROVED LUBRICANT. TECHNICAL REFERENCE: GR-1217-CORE, ISSUE 1, NOVEMBER 1995.
- 8 P/N 646429-2 DOES NOT HAVE EMBOSSEMENTS.
- 9 OPTIONAL DIMPLES AT DISCRETION OF DIE ENGINEER.
- 10 OBSOLETE PARTS: OBSOLETE CIS STREAMLINING PER D.RENAUD/D.SINISI



COMPONENT SIDE AS SHOWN  
 RECOMMENDED PCB-HOLE LAYOUT

**PLATED THRU HOLES PARAMETERS**  
 REFERENCE APPLICATION SPECIFICATION

10	OBSOLETE	2	4	7	-5646429-9-
		2	3	8	5646429-2
		2	3		5646429-1
		FINISH			PART NUMBER

THIS DRAWING IS A CONTROLLED DOCUMENT.

DIMENSIONS: mm	TOLERANCES UNLESS OTHERWISE SPECIFIED:	DIN B. CARDO 03AUG05	03AUG05	Tyco Electronics Corporation Harrisburg, PA 17105-3608
0. PLC ± -	1. PLC ± 0.1	CHK G. SKIPPER	03AUG05	NAME GROUND RETURN UPPER-SHIELD, TYPE E Z-PACK 2mm HM 8 ROW, FEMALE (INTEGRATED VERSION)
2. PLC ± -	3. PLC ± -	APPV G. SKIPPER	03AUG05	PRODUCT SPEC 108-19082
4. PLC ± -	ANGLES ± -	APPLICATION SPEC 114-19036	SIZE A1	CAGE CODE DRAWING NO. 00779
MATERIAL 1	FINISH SEE TABLE	WEIGHT -	SCALE 5:1	RESTRICTED TO -
		CUSTOMER DRAWING	SCALE 5:1	SHEET 1 OF 1 REV B1

单击下面可查看定价，库存，交付和生命周期等信息

[>>TE Connectivity\(泰科\)](#)