

**Coaxial Contacts**

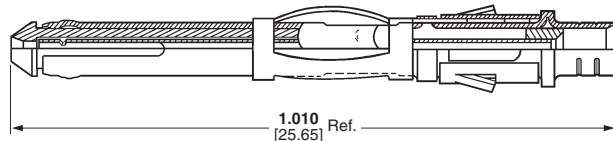
**Subminiature, Crimp, Snap-In, Size 16**



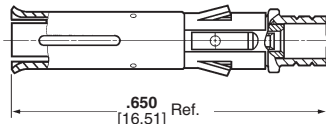
Pin



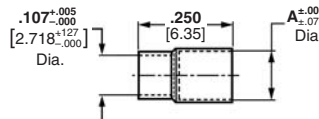
Socket



Pin

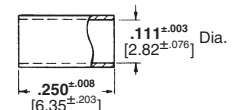


Socket

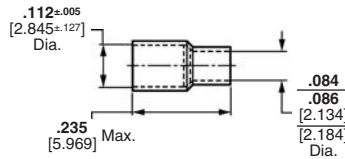


Ferrule

Part No. 225088-1—A .120 [3.05] Dia.  
225088-3—A .123 [3.12] Dia.



Ferrule  
Part No. 1-332056-0



Ferrule

Part No. 1-332057-0

**Selection Chart for Coaxial Cable**

Cable Size (RG/U)	Contact Finish	Loose Piece Contact No.		Ferrule Part No.	Tooling Part No.	
		Pin	Socket		Die Inserts for Hand Tool 69710-1 or Pneumatic Tool*	Hand Tool
178, 196	Gold/Nickel Gold/Copper <sup>1</sup>	226537-2♦	51565-2♦	1-332057-0♦	69690-2♦	69656-2♦
	Gold/Nickel Gold/Copper <sup>2</sup>	—	51565-5♦			
196 (Double Braid)	Gold/Nickel Gold/Copper <sup>1</sup>	226537-2♦	51565-2♦	225088-1♦	—	69656-9♦
	Gold/Nickel Gold/Copper <sup>2</sup>	—	51565-5♦			
174, 188, 316	Gold/Nickel Gold/Copper <sup>1</sup>	226537-1♦	51565-1♦	1-332056-0♦	69690♦	91911-3**♦
	Gold/Nickel Gold/Copper <sup>2</sup>	226537-4♦	51565-4♦			
174 (Double Braid)	Gold/Nickel Gold/Copper <sup>1</sup>	226537-1♦	51565-1♦	225088-3♦	—	69656-7♦
	Gold/Nickel Gold/Copper <sup>2</sup>	226537-4♦	51565-4♦			
179, 187	Gold/Nickel Gold/Copper <sup>1</sup>	226537-1♦	51565-1♦	1-332056-0♦	69690-1♦	91911-4**♦
	Gold/Nickel Gold/Copper <sup>2</sup>	226537-4♦	51565-4♦			
187 (Double Braid)	Gold/Nickel Gold/Copper <sup>1</sup>	226537-1♦	51565-1♦	225088-1♦	—	69656-8♦
	Gold/Nickel Gold/Copper <sup>2</sup>	226537-4♦	51565-4♦			
161	Gold/Nickel Gold/Copper <sup>1</sup>	226537-1♦	51565-1♦	1-332056-0♦	—	69656-5♦
	Gold/Nickel Gold/Copper <sup>2</sup>	226537-4♦	51565-4♦			

**Material**

**Outer Shell**—Brass per MIL-C-50  
**Center Conductor**—Beryllium copper per QQ-C-533 (Pin); Brass per QQ-B-626 (Socket)  
**Inner Dielectric**—Polypropylene  
**Retention Spring**—Stainless steel per QQ-S-766  
**Ferrule**—Copper per QQ-C-576 or ASTM-B-152 (1-332056-0)

**Finish**

**Outer Shell, Center Conductor**—See charts  
**Ferrule**—Tin-lead per MIL-T-10727

\*Use hand actuated Power Unit **Part No. 189721-2** or foot actuated Power Unit **Part No. 189722-2**. Both units require "C" Head Die Set Adapter **Part No. 318161-1** and an Adapter Holder **Part No. 356304-1** (with ratchet) or **Part No. 189928-1** (without ratchet). Request Catalog 124208 for more information on the 626 Pneumatic Tool System.

\*\*Die Set used with PRO-CRIMPER II hand tool frame Part No. 354940-1.

Extraction Tool **Part No. 305183**

**Note:** All part numbers are RoHS compliant except: ♦ Indicates non-RoHS compliant.

**Coaxial Contacts** (Continued)

**Subminiature, Crimp, Snap-In, Size 16**

(Continued)

**Selection Chart for Twisted Pair and Shielded Wire**

Wire Size		Contact Finish	Loose Piece Contact No.		Ferrule Part No.	Tooling Part No.***	
AWG	[mm <sup>2</sup> ]		Pin	Socket		Die Inserts for Hand Tool 69710-1 or Pneumatic Tool*	Hand Tool
30	0.05	Gold/Nickel Gold/Copper <sup>1</sup>	226537-3♦	51565-3♦	1-332057-0♦	69690-2♦	69656-2♦
28	0.08-0.09	Gold/Nickel Gold/Copper <sup>1</sup>	226537-3♦	51565-3♦	1-332057-0♦	69690♦	91911-3**♦
28	0.08-0.09	Gold/Nickel Gold/Copper <sup>1</sup>	226537-3♦	51565-3♦	1-332057-0♦	69690-1♦ or 69690-2♦	91911-4**♦ or 69656-2♦
26	0.12-0.15	Gold/Nickel <sup>1</sup> Gold/Copper	226537-3♦	51565-3♦	1-332057-0♦	69690♦	91911-3**♦
26	0.12-0.15	Gold/Nickel Gold/Copper <sup>1</sup>	226537-1♦	51565-1♦	1-332057-0♦	69690-3♦	69656-3♦
	(Shielded, .075 [1.91] Max. O.D.)	Gold/Nickel Gold/Copper <sup>2</sup>	226537-4♦	51565-4♦			

<sup>1</sup>.000030 [0.00076] gold over .000050 [0.00127] nickel—outer shell and socket center conductor; .000030 [0.00076] gold over .000100 [0.00254] copper—pin center conductor.

<sup>2</sup>.000050 [0.00127] gold over .000050 [0.00127] nickel—outer shell and socket center conductor; .000050 [0.00127] gold over .000100 [0.00254] copper—pin center conductor.

\* Use hand actuated Power Unit **Part No. 189721-2** or foot actuated Power Unit **Part No. 189722-2**. Both units require "C" Head Die Set Adapter **Part No. 318161-1** and an Adapter Holder **Part No. 356304-1** (with ratchet) or **Part No. 189928-1** (without ratchet). Request Catalog 124208 for more information on the 626 Pneumatic Tool System.

\*\*Die Set used with PRO-CRIMPER II hand tool frame Part No. 354940-1.

\*\*\*There are power options available for these tools/dies. See Battery Powered Crimp tool Kit and SDE Electric Terminator on page 30.

**Note:** A ferrule is required for each pin and socket.

**Extraction Tool Part No. 305183**

**Note:** All part numbers are RoHS compliant except: ♦ Indicates non-RoHS compliant.

**Coaxial Contacts** (Continued)

**Miniature, Crimp, Snap-In,  
Size 12**



Pin

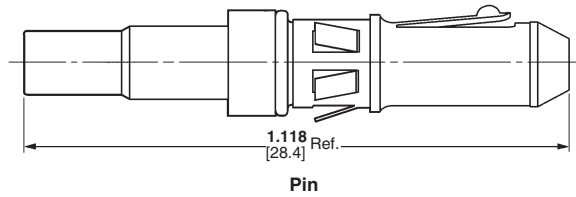
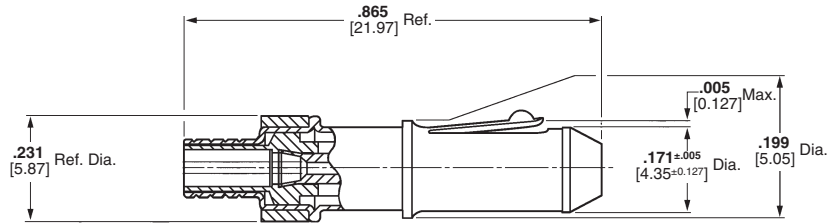


Socket

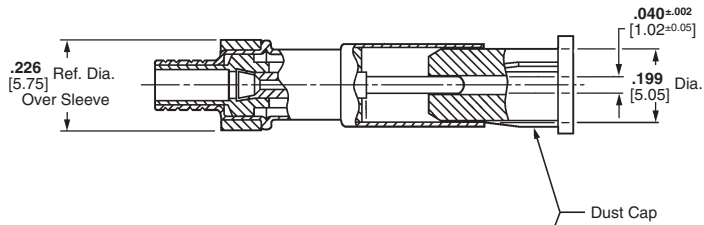


Ferrule

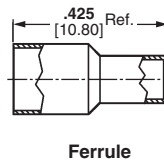
Retention Spring  
Part No. 201142-1



Pin



Socket



Ferrule

**Material**

**Outer Shell**—Brass per MIL-C-50

**Center Conductor**—Brass per QQ-B-626

**Inner Dielectric**—Polymethylpentene

**Retention Spring**—Beryllium copper per QQ-C-533

**Ferrule**—Copper per QQ-C-576

**Finish**

**Outer Shell, Center Conductor**—  
See charts on next page

**Retention Spring**—Nickel per QQ-N-290

**Ferrule**—Tin-lead per MIL-T-10727

Extraction Tool **Part No. 305183-8**

**Note:** All part numbers are RoHS compliant.

**Coaxial Contacts** (Continued)

**Miniature, Crimp, Snap-In, Size 12**  
(Continued)

**Selection Chart for Coaxial Cable**

Cable Size (RG/U)	Contact Finish	Loose Piece Contact No.		Ferrule Part No.	Tooling Part No.***	
		Pin	Socket		Die Inserts for Hand Tool 69710-1 or Pneumatic Tool*	Hand Tool
58, 58A, 58B, 58C	Gold/Nickel <sup>1</sup> Gold/Copper <sup>2</sup>	201145-4♦ —	201146-4♦ 201146-9♦	328663♦	69220-2♦ 45740-2♦	
174, 179A, 187, 21-598	Gold/Nickel <sup>1</sup> Gold/Copper <sup>2</sup>	201143-1♦ —	201144-1♦ 201144-6♦	328666♦	69227-2♦ 91912-3**♦	
180, 180A, 195, 21-597	Gold/Nickel <sup>1</sup> Gold/Copper <sup>2</sup>	201145-2♦ 1-201145-0♦	201146-2♦ 1-201146-0♦	328664♦	69222-2♦ 45639-2♦	
178, 178A, 196	Gold/Nickel <sup>1</sup>	201511-1♦	201512-1♦	328667♦	69373♦ 69186-2♦	
188	Gold/Nickel <sup>1</sup> Gold/Copper <sup>2</sup>	201143-5♦ 201143-7♦	201144-5♦ 201144-7♦	328666♦	69227-2♦ 91912-3**♦	
122	Gold/Nickel <sup>1</sup>	201145-1♦	—	328664♦	69222-2♦ 45639-2♦	
188 Double Braid 316 Double Braid	Gold/Nickel <sup>1</sup> Gold/Copper <sup>2</sup>	201143-5♦ 201143-7♦	201144-5♦ 201144-7♦	221848-3♦	— 58290-1♦	
Special .125, .100, .066, .012DB	Gold/Nickel <sup>1</sup>	201143-1♦	201144-1♦	221848-3♦	— 58290-1♦	

**Selection Chart for Twisted Pair**

Wire Size AWG	Ins. Dia. [mm <sup>2</sup> ]	Max. Ins. Dia. (Two Wires Combined)	Contact Finish	Loose Piece Contact No.		Ferrule Part No.	Tooling Part No.***	
				Pin	Socket		Die Inserts for Hand Tool 69710-1 or Pneumatic Tool*	Hand Tool
28-26 (Solid)	0.08-0.15	.080 2.03	Gold/Nickel <sup>1</sup>	201511-1♦	201512-1♦	328667♦	69373♦	69186-2♦
24-22 (Stranded)	0.2-0.4	.115 2.92	Gold/Nickel <sup>1</sup> Gold/Copper <sup>2</sup>	201143-5♦ 201143-7♦	201144-5♦ 201144-7♦	328666♦	69672♦	91912-3**♦
24-22 (Solid or Stranded)	0.2-0.4	.160 4.06	Gold/Nickel <sup>1</sup>	50079-1♦	50080-1♦	329029♦	69222-2♦	45639-2♦

**Selection Chart for Shielded Wire**

Shielded Wire AWG	No.	Contact Finish	Loose Piece Contact No.		Ferrule Part No.	Tooling Part No.	
			Pin	Socket		Die Inserts for Hand Tool 69710-1 or Pneumatic Tool*	Hand Tool
22 22	NAS-702, Class A MIL-C-7078A, Type II	Gold/Nickel <sup>1</sup>	—	201144-3♦	328666♦	69227-2♦	91912-3**♦
22	NAS-702, Class B	Gold/Nickel <sup>1</sup> Gold/Copper <sup>2</sup>	201145-4♦ —	201146-4♦ 201146-9♦	328663♦	69220-2♦	45740-2♦

**Selection Chart for Various Manufacturers' Cables**

Cable Size AWG/Type	Dielectric O.D. (Max.) [mm <sup>2</sup> ]	Cable O.D. Range	Braid	Contact Finish	Loose Piece Contact No.		Ferrule Part No.	Tooling Part No.***	
					Pin	Socket		Die Inserts for Hand Tool 69710-1 or Pneumatic Tool*	Hand Tool
Brand Rex T209A 29 AWG	0.08	.076 1.93	.112-.122 2.84-3.10	Single	Gold/Nickel <sup>1</sup>	—	201146-6♦	330587♦	— 69360-2♦
Brand Rex T5788A 26 AWG	0.12-0.15	.106 2.69	.160 4.06	Single	Gold/Nickel <sup>1</sup> Gold/Copper <sup>2</sup>	201145-2♦ 1-201145-0♦	201146-2♦ 1-201146-0♦	328664♦	69222-2♦ 45639-2♦
Raychem 0030D1314 Army Ord. 11207177 32-26 AWG	0.03-0.15	.129 3.28	.122-.137 3.10-3.48	Single	Gold/Nickel <sup>1</sup>	—	201146-6♦	330587♦	— 69360-2♦

<sup>1</sup>.000030 [0.00076] gold over .000030 [0.00076] nickel.  
<sup>2</sup>.000100 [0.00254] gold over .000100 [0.00254] copper.

\*Use hand actuated Power Unit **Part No. 189721-2** or foot actuated Power Unit **Part No. 189722-2**. Both units require "C" Head Die Set Adapter **Part No. 318161-1** and an Adapter Holder **Part No. 356304-1** (with ratchet) or **Part No. 189928-1** (without ratchet). Request Catalog 124208 for more information on the 626 Pneumatic Tool System.

\*\*Die Set used with PRO-CRIMPER II hand tool frame Part No. 354940-1.

\*\*\*There are power options available for these tools/dies. See Battery Powered Crimp tool Kit and SDE Electric Terminator on page 30.

Note: A ferrule and retention spring (201142-2) are required for each pin and socket.

Note: All part numbers are RoHS compliant except: ♦ Indicates non-RoHS compliant.

## Application Tooling



### Crimp Quality Monitor (CQM)

This unique system provides 100% on-the-fly crimp inspection. It measures the crimp height of each termination, and evaluates the quality of each crimp. If a crimp is questionable, the monitor alerts the operator with both visual and audible alarms. It also provides ports for printing and networking. When used with AMP-O-LECTRIC Model "G" Termination Machines, the monitor is mounted to the machine. When used with AMPOMATOR CLS IV Lead-Making Machines, it is integrated into the machine's operating system.

For complete information, request Catalog 82275.



### AMP-O-MATIC Stripper-Crimper Machine

Semiautomatic bench crimping machines that also strip the wire, and are therefore used for terminating jacketed cable. Feature manual precision adjustment of crimp height, keyed strip blades for faster, more accurate setups, and an efficient scrap removal system. All adjustments can be made from the front of the machines without special tools. Available with crimp quality monitoring.

For complete information, request Catalog 65004.



### Quick-Change Applicators

These applicators can be changed in minutes to afford maximum flexibility and minimum production downtime for a wide range of AMP automatic machines. Crimp height for a given wire size is simply "dialed in."

For complete information, see specific AMP automatic machine catalog.




### AMPOMATOR System III Leadmaker

The AMPOMATOR System III is an automatic machine for the production of terminated wire leads. The machine combines state of the art technology to process single and double wire application utilizing the wire processing industry's best and most friendly subsystems and accessories available to meet the latest market requirements for wire lead production.

The new machine incorporates a servo-driven, software-controlled AMP-O-LECTRIC ST III terminator and the next generation System III Applicator.

See catalog 1654956-5 for more information.



### AMP-O-LECTRIC Model G Terminating Machine

Semiautomatic bench machines for crimping reeled terminals and contacts, featuring a quiet and reliable direct motor drive, microprocessor controls for ease of setup and operation, and guarding designed for operator convenience. All models are equipped with either manual or automatic precision adjustment of crimp height. Machine-mounted sensors are available for crimp quality monitoring using conventional miniature-style applicators.

For complete information, request Catalog 65828.



### The EDGE, Electronic Applicator Counter

The new, versatile EDGE applicator counter tracks wearable tool usage for the most effective maintenance planning. The completely electronic counter, with clear LCD display, indicates cycles since installation. By performing maintenance at measured intervals with pre-set limits, operators avoid breakdowns and rejects caused by tool wear or mis-adjustment.


For more information, request Catalog 1773385.



### AMP 3K/40 and AMP 5K/40 Terminators

As a value oriented terminator, the AMP 3K/40 and AMP 5K/40 are designed for customers that require the increased output and quality of a semiautomatic machine at a competitive price. By incorporating the most commonly requested features as standard and offering a long list of optional equipment, these terminators offer flexibility to meet the specific needs of various applications at the lowest possible cost.

For more information, request catalog 1654856.



### Optional Stripping Module for the AMP 3K/40, AMP 5K/40 and AMP-O-LECTRIC Model G

The combination of the Stripping Module with the AMP-O-LECTRIC Model G Terminator or the AMP 3K/40, 5K/40 provides an economical, proficient method of stripping wire and crimping terminals on the same machine. Wires are stripped moments before crimping, meaning there is virtually no chance of damaging wire conductors during handling or storage. Once the wire is fed into the start sensor the Stripping Module does the rest, improving placement accuracy.

For more information, request catalog 1309085.

**Application Tooling** (Continued)



**PRO-CRIMPER II Hand Tool Part No. 58495-1**

Commercial grade hand tool for crimping various products. Features ratchet control to provide complete crimp cycle. Accepts both pinned- and shouldered-style die sets. Locators are provided with pinned-style die sets for proper contact and wire positioning, and to help minimize contact rotation and bending during crimping. Approximate weight 1.3 lb [0.60 kg].

For complete information, request Catalog 82276.

**CERTI-CRIMP Hand Tools**

These premium tools are ideal for small production, prototype and experimental applications. They are used for terminating pin and socket contacts to wire and feature the CERTI-CRIMP ratchet device to provide for properly formed crimps.



**Straight Action Hand Tool**

For Type III+ contacts, see page 9.



**“C” Head Straight Action Hand Tool, Part No. 69710-1**

For subminiature coaxial contacts, see pages 25 & 26.



**626 Pneumatic Tool, Part No. 189721-2 (Power Unit ONLY)**

For various contacts, see pages 9, 13-14, 17, 20, 23 & 25-28.

**Battery-Powered Crimp Tool Kits**

The Battery-Powered Crimp Tool Kit is a fast, ergonomically-designed tool is ideal for use at the bench, on the line, or in the field. It's completely portable, lightweight (3.48 lbs including battery) and compact. The charge delivers over 100 crimps — charge time is 40 mins. The kit includes the tool, 2 batteries and the charger.



P/N 1213890-1 — SDE Battery Powered Crimp Tool Kit (dies not included)

P/N 1213805-1 — CERTI-CRIMP II, SA Battery Powered Crimp Tool Kit (heads not included)

P/N 1213840-1 — CERTI-CRIMP, Large Die, C-Head Adapter Battery Powered Crimp Tool Kit (dies not included)

P/N 1213819-1 — CERTI-CRIMP, Large Die, Straight-Action Adapter Battery Powered Crimp Tool Kit (dies not included)

See catalog 1773381 for more information.

**SDE Electric Terminator**

The SDE Electric Terminator is a compact benchtop unit with the features normally found on more expensive models. It is ideally suited for low to medium volume bench production and harness assembly. The system accommodates dozens of interchangeable dies in an ever-expanding range, including those for open-barrel contacts and terminals.



P/N 1490076-2 — SDE Electric Terminator

P/N 1213860-1 — CERTI-CRIMP II, Straight Action Head Adapter

P/N 1901556-1 — CERTI-CRIMP II, Large Die Adapter

See catalog 1654714 for more information.

**Note:** This numerical index lists all cataloged parts by base no. only. Complete part nos. (with prefixes and/or suffixes) are shown on the page(s) indicated.

### Part Number Index

Part No.	Page	Part No.	Page	Part No.	Page	Part No.	Page
50079	28	66459	12	201145	28	213552	21
50080	28	66460	12	201146	28	213567	21
51565	25,26	66461	12	201328	14	213662	21
66098	9	66468	12	201330	14	213737	21
66099	9	66470	12	201332	14	213740	21
66100	9	66471	12	201334	14	213750	21
66101	9	66473	12	201511	28	213841	20
66102	9	66563	9	201512	28	213843	20
66103	9	66564	9	201568	14	213845	20
66104	9	66565	9	201570	14	213847	20
66105	9	66566	9	201578	14	213886	20
66106	9	66569	17	201580	14	217201	13
66107	9	66570	17	201611	14	221848	28
66108	9	66597	9,13	201613	14	224155	24
66109	9	66598	9,13	202236	11	225088	25
66180	11	66601	9,13	202237	11	226537	25,26
66181	11	66602	9,13	202410	14	328663	28
66182	11	66740	23	202411	14	328664	28
66183	11	66741	23	202417	18	328666	28
66253	23	164159	10	202418	18	328667	28
66254	23	164160	10	202421	18	329029	28
66255	23	164161	10	202422	18	330478	28
66256	23	164162	10	202507	14	330587	28
66259	23	164163	10	202508	14	332056	25
66260	23	164164	10	202725	14	332057	25
66261	23	189721	13	202726	14	356304	13
66262	23	193457	22	204219	14	745229	16
66331	9	193458	22	205201	16	745230	16
66332	9	193534	22	205202	16	788085	9
66358	9,13	193535	22	205310	16	788088	9
66359	9,13	193642	22	205311	16	796764	19
66360	9,13	193643	22	206036	24	796964	19
66361	9,13	193814	22	206037	24	796966	19
66393	9	193844	19	206060	19	1658537	15
66394	9	193846	19	207152	19	1658538	15
66399	9	193990	24	207153	19	1658539	15
66400	9	193991	24	212008	21	1658540	15
66405	9	194264	19	212014	21	1658543	15
66406	9	200333	14	212618	14	1658544	15
66424	9	200336	14	213426	22	5066682	15
66425	9	201142	27,28	213427	22	5066683	15
66428	9	201143	28	213499	22		
66429	9	201144	28	213500	20,22		

### Tooling Numerical Index

Part No.	Page	Part No.	Page	Part No.	Page	Part No.	Page
45098	14	90250	14	318161	14,18,20,23,25,26,28	466923	9,13
45639	28	90716	9	318813	20,22	466942	9
45740	28	91002	9	354500	20	466958	9,13
58290	28	91019	23	354940	25,26,28	466963	15
58448	15	91285	15	356114	22,24	466968	15
58495	9,10,30	91503	15	356119	24	466979	9
58541	14	91505	9,10	356304	9,10,14,15,18,20,23,25,26,28	567021	23
69186	28	91513	16	356336	22	567036	15
69222	28	91515	9,10	356611	20	567363	9
69227	28	91519	9,13	356612	20	567364	9,13
69248	28	91521	9,13	466321	9	567455	23
69315	28	91523	9,10	466323	9,10	567801	15
69360	28	91525	15	466324	9	567804	15
69373	28	91538	14	466325	9	567849	15
69656	25,26	91539	14	466326	9,13	567867	9
69672	28	91542	9	466383	9	567947	9
69690	25,26	91548	16	466422	15	601967	14,19
69710	20,23,25,26,28,30	91549	15	466423	15	608651	21
69875	14	91911	25,26	466423	15	608668	21
90121	18	91912	28	466585	9	680114	10
90122	18	189721	9,10,13,14,15,18,20,23,25,26,28,30	466598	9	680195	20
90136	14	189722	13	466741	10	680197	20
90140	23	189928	9,10,13,14,15,18,23,25,26,28	466758	15	680602	9
90145	23	200893	9,12,14	466900	15	725840	10
90225	9	305183	9,11,12,14,18,19,22,25,26,27	466901	15	1016002	15
90230	14			466906	9	1016015	15
90231	14			466907	9,10	SP867	21
90249	14			466908	9		

单击下面可查看定价，库存，交付和生命周期等信息

[>>TE Connectivity\(泰科\)](#)