THIS DRAWING IS UNPUBLISHED.
VERGAELICHE UNVEROEFFENTLICHTE ZEICHNUNG
(C) COPYRIGHT 1999 BY AMP INCORPORATED. ALL RIGHTS RESERVED. ALLE RECHTE VORBEHALTEN.

RELEASED FOR PUBLICATION: ,19-.
FREI FUER VEROEFFENTLICHUNG

MATED WITH:
PASSEND ZU:
–

LOC	DIST
A1	–

PROJECT NR.: 92-52043

REVISIONS
ANDERUNGEN

P	LTR	DESCRIPTION BESCHREIBUNG	DATE	DWN	APVD
	H2	EG00 0111 99(Zeichnung erstellt/NEW DWG.)	20.01.99	C.Beu	J.Hahr
	H3	EG00 0242 00	31.01.00	C.Beu	TS
	H4	ECR-05-004732	13.06.05	C.Beu	TS

(ohne Hebel dargestellt/SHOWN WITHOUT LEVER)

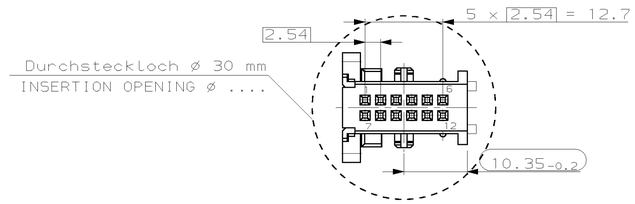

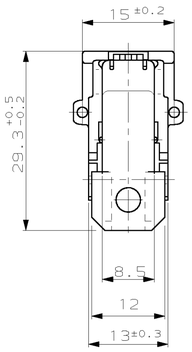

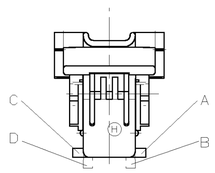

Y 5:1

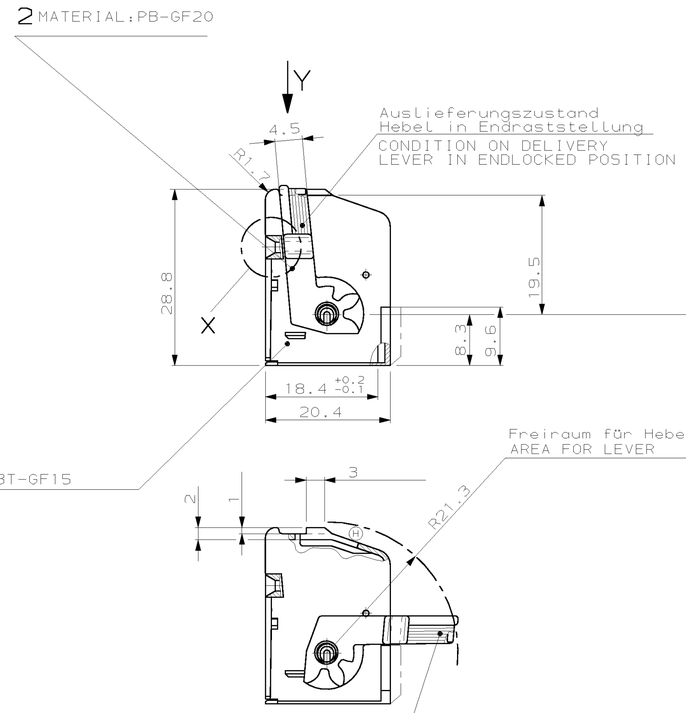

X 5:1

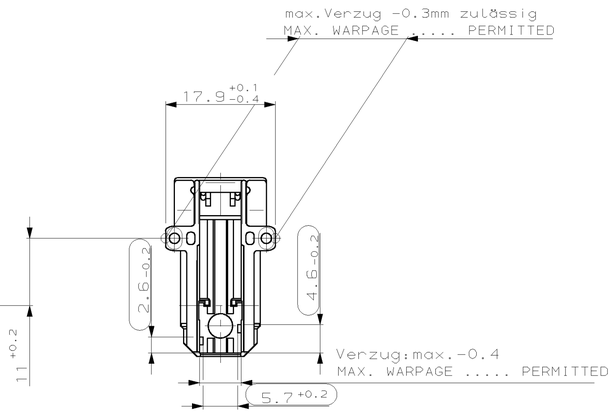

Montage:
Hebel in Vorraststellung bringen
ASSEMBLY:
BRING LEVER IN PRELOCKED POSITION

Kodierungen
CODINGS

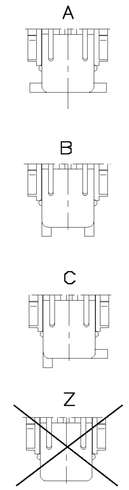

Bemerkungen
NOTES

1. Maßgebend ist der deutsche Text
   ONLY THE GERMAN-LANGUAGE VERSION SHALL BE BINDING
2. Einzelheiten der Ausführung bleiben dem Hersteller überlassen
   DETAILS OF DESIGN ARE LEFT TO MANUFACTURER
3. 1- -2 gezeichnet
   .... AS SHOWN

max.Belegung mit/MAX. USE WITH:

4 × Leitung/WIRE:	0.75mm²
Außendurchmesser/OUTSIDE DIAMETER	1.8 -0.2 mm
8 × Leitung/WIRE:	0.5mm²
Außendurchmesser/OUTSIDE DIAMETER	1.6 -0.2 mm

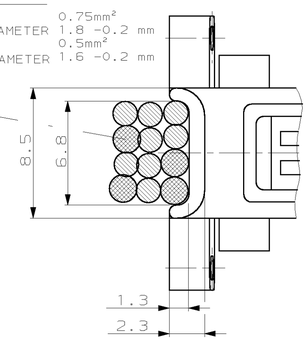

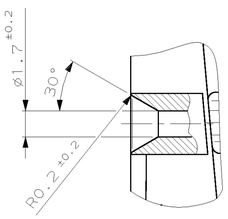

Freiraum für Hebel
in Vorraststellung
am Geräteanschluss

AREA FOR LEVER IN
PRELOCKED POSITION
AT SHROUDED CONNECTION

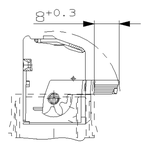

Freiraum für Hebel
in Endraststellung
am Geräteanschluss

AREA FOR LEVER IN
ENDLOCKED POSITION
AT SHROUDED CONNECTION

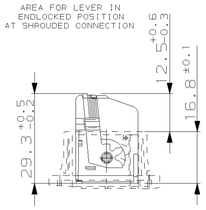

1:1

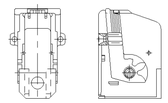

AMP BESTELL-NR. ORDER NO.	REV.	KOD. COD.	POS.	STK. QTY.	BENENNUNG DESCRIPTION	OBERFLÄCHE SURFACE FARBE/COLOUR	ART GRAMM KIND GEWICHT WEIGHT	PASSEND ZU/SUITABLE FOR: Stiftwanne/PIN HEADER	PASSEND ZU/SUITABLE FOR: Buchsengeh./SOCKET HSG.	PASSEND ZU/SUITABLE FOR: Deckel/COVER
3-963615-2	H	C⇔A-D	2	1	Hebel/LEVER	(H4) grau/GREY	S 2.6	3-963542-2	929682-3	929650-2
			1	1	Abdeckkappe/SHIELD	blau/BLUE				
2-963615-2	H	B⇔B-D	2	1	Hebel/LEVER	(H4) grau/GREY	S 2.6	2-963542-2		
			1	1	Abdeckkappe/SHIELD	natur/NATURAL				
1-963615-2	H	A⇔A-C	2	1	Hebel/LEVER	(H4) grau/GREY	S 2.6	1-963542-2		
			1	1	Abdeckkappe/SHIELD	schwarz/BLACK				

THIS DRAWING IS A CONTROLLED DOCUMENT FOR AMP INCORPORATED.
IT IS SUBJECT TO CHANGE AND THE CONTROLLING ENGINEERING
ORGANIZATION SHOULD BE CONTACTED FOR THE LATEST REVISION.
DIESES ZEICHNUNGSDOKUMENT WIRD DURCH AMP INCORPORATED KONTROLLIERT.
ABWEICHUNGEN VOM ZEICHNUNGSEN PUNTSCHNITT SIND VORBEHALTLICH.
DEN ZUMSTS LETZTGUELTIGEN AENDERUNGSSTAND ERFRAGEN SIE AUF ANFRAGE.

DIMENSIONS: mm
DIMENSIONEN:

TOLERANCES UNLESS OTHERWISE SPECIFIED: ALLGEMEINTOLERANZEN
n. DIN 16901 - 1 40
0 PLC ±-
1 PLC ±-
2 PLC ±-
3 PLC ±-
ANGLES/WINKEL ±2°
FINISH/OBERFLAECHE/FARBE
–

MATERIAL
–

DWN	C.Beu	20-JAN-99
CHK	J.Hahn	20-JAN-99
APVD	–	
PRODUCT SPEC PRODUKTSPEZ.	108-18157	
APPLICATION SPEC VERARBEITUNGSSPEZ.	–	
WEIGHT GEWICHT	2.6g	

AMP
AMP Deutschland GmbH
D - 63225 Langen

NAME Micro Quadlok System
SHIELD,12 POS.

Abdeckkappe,12-polig

SIZE	CAGE CODE	DRAWING NO ZEICHNUNGS-NR.	RESTRICTED TO NUR FUER
A1	00779	C-963615	–

CUSTOMER DRAWING /KUNDENZEICHNUNG
MASSSTAB 2:1 BLATT 1 OF 1 VON 1 REV H4

AMP 4805 REV 27JUN96

Downloaded From Oneyac.com

单击下面可查看定价，库存，交付和生命周期等信息

>>TE Connectivity(泰科)

Downloaded From Oneyac.com