THIS DRAWING IS UNPUBLISHED. RELEASED FOR PUBLICATION -.- .
© COPYRIGHT - By - ALL RIGHTS RESERVED.

LOC	DIST
CM	00

REVISIONS

P	LTR	DESCRIPTION	DATE	DWN	APVD
	M1	REVISED PER ECR-18-004355	19JUN2018	BDA	SG

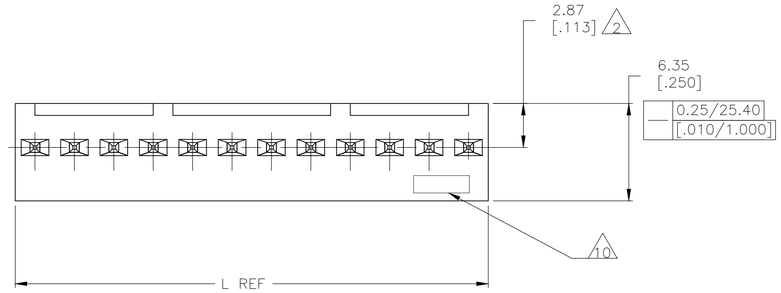

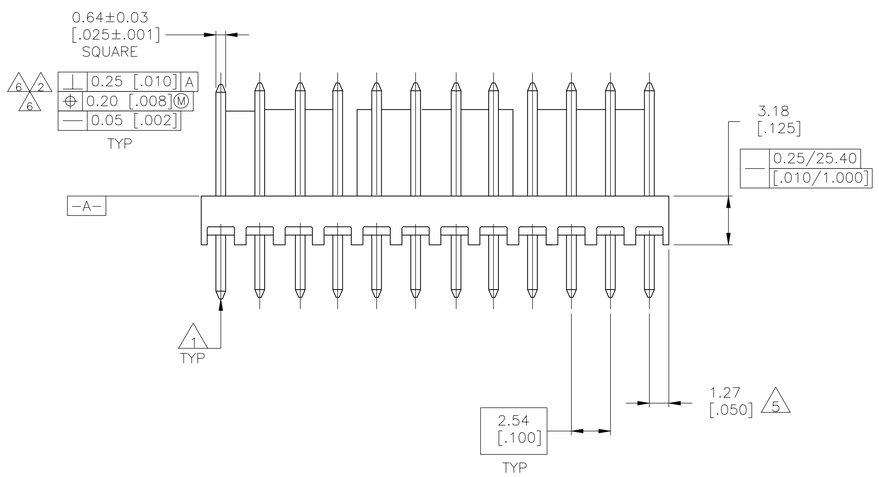

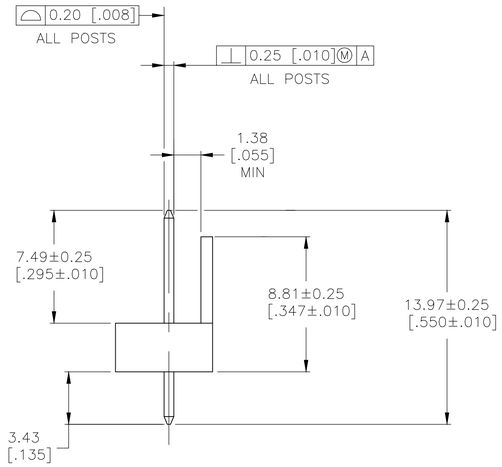

1. POST TO WITHSTAND 13 NEWTONS (3 LBS) MIN. AXIAL FORCE IN DIRECTION SHOWN WITHOUT DISLODGING.
2. MEASURED AT SURFACE -A- .
3. PARTS COMPLY WITH AMP SOLDERABILITY SPEC. NO. 109-11-2.
4. HOUSING; NYLON 4/6, HIGH TEMP, BLACK
   POST -2 THRU -18: COPPER ALLOY, TIN-LEAD (93/7) PLATING
   POST -32 THRU -48: COPPER ALLOY TIN PLATE
5. COORDINATE DIMENSION APPLIES FROM CENTER OF ACTUAL FEATURE.
6. POSTS TO BE MEASURED WHEN STRIP IS HELD FLAT.
7. DIMENSIONS IN BRACKETS ARE IN INCHES.
8. TOLERANCES APPLY TO SOLDER SIDE OF BOARD.
9. ONE HOLE MAY BE UNDERSIZED 0.81 - 0.89 [.032 - .035] DIAMETER FOR ASSEMBLY RETENTION DURING PROCESSING.
10. TE LOGO AND UL AND CSA TRADEMARKS TO APPEAR ON THIS SURFACE.
11. OBSOLETE PARTS: OBSOLETE CIS STREAMLINING PER D.RENAUD/D.SINISI

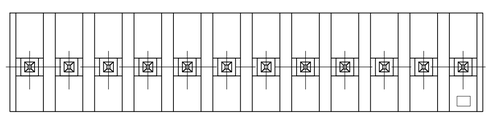

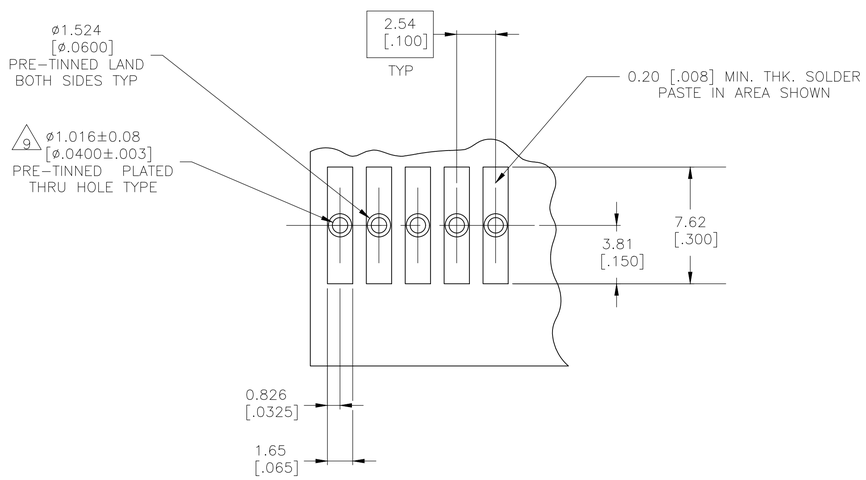

8 RECOMMENDED MOUNTING HOLE PATTERN FOR 1.57±0.20 [.062±.008] THICK P.C. BOARD

W MM	W [IN]	G MM	G [IN]	L MM	L [IN]	NO. OF POSITIONS	PART NUMBER
10.16	.400	12.70	.500	30.48	1.200	12	4-647047-2
—	—	10.16	.400	27.94	1.100	11	4-647047-1
—	—	7.62	.300	25.40	1.000	10	4-647047-0
—	—	5.08	.200	22.86	.900	9	3-647047-9
—	—	2.54	.100	20.32	.800	8	3-647047-8
—	—	—	—	17.78	.700	7	3-647047-7
—	—	—	—	15.24	.600	6	3-647047-6
—	—	—	—	12.70	.500	5	3-647047-5
—	—	—	—	10.16	.400	4	3-647047-4
—	—	—	—	7.62	.300	3	3-647047-3
—	—	—	—	5.08	.200	2	3-647047-2
11 SUPERSEDED BY 4-647047-2							
11 SUPERSEDED BY 4-647047-1							
11 SUPERSEDED BY 4-647047-0							
11 SUPERSEDED BY 3-647047-9							
11 SUPERSEDED BY 3-647047-7							
11 SUPERSEDED BY 3-647047-6							
11 SUPERSEDED BY 3-647047-5							
11 SUPERSEDED BY 3-647047-4							
11 SUPERSEDED BY 3-647047-3							
11 SUPERSEDED BY 3-647047-2							

11	W MM	W [IN]	G MM	G [IN]	L MM	L [IN]	NO. OF POSITIONS	PART NUMBER
	10.16	.400	12.70	.500	30.48	1.200	12	~~1-647047-2~~
	—	—	10.16	.400	27.94	1.100	11	~~1-647047-1~~
	—	—	7.62	.300	25.40	1.000	10	~~1-647047-0~~
	—	—	5.08	.200	22.86	.900	9	~~647047-9~~
	—	—	2.54	.100	20.32	.800	8	647047-8
	—	—	—	—	17.78	.700	7	~~647047-7~~
	—	—	—	—	15.24	.600	6	~~647047-6~~
	—	—	—	—	12.70	.500	5	~~647047-5~~
	—	—	—	—	10.16	.400	4	~~647047-4~~
	—	—	—	—	7.62	.300	3	~~647047-3~~
	—	—	—	—	5.08	.200	2	~~647047-2~~

THIS DRAWING IS A CONTROLLED DOCUMENT.

DIMENSIONS: mm [INCHES]

TOLERANCES UNLESS OTHERWISE SPECIFIED:
0 PLC ±
1 PLC ±
2 PLC ±
3 PLC ± 0.38 [.015]
4 PLC ±
ANGLES ± 0°30'

MATERIAL 4 FINISH 4

DWN S. HOOVER 25FEB03
CHK D. BOSSI 25FEB03
APVD D. BOSSI 25FEB03
PRODUCT SPEC —
APPLICATION SPEC —
WEIGHT —

TE Connectivity

NAME MTA-.100 HEADER ASSEMBLY, HIGH TEMPERATURE, POLARIZED, STRAIGHT .025 SQUARE POST, TIN OR TIN LEAD PLATED

SIZE	CAGE CODE	DRAWING NO	RESTRICTED TO
A1	00779	C-647047	—

CUSTOMER DRAWING SCALE 5:1 SHEET 1 OF 1 REV M1

4805 (3/11)

Downloaded From Oneyac.com

单击下面可查看定价，库存，交付和生命周期等信息

>>TE Connectivity(泰科)

Downloaded From Oneyac.com