

LOC		DIST		REVISIONS			
ES	00	P	LTH	DESCRIPTION	DATE	DWN	APVD
		J9		REV PER ECR-12-020199	22NOV2012	CZ	SZ



THIS DRAWING IS A CONTROLLED DOCUMENT.		DWN D. ZHU	Z0DEC2007		TE Connectivity
DIMENSIONS: INCHES		CHK S. ZHAO	Z0DEC2007		NAME VER RECEP ASSEMBLY SHORT GUIDES, PRESS FIT MULTI-BEAM XLE
TOLERANCES UNLESS OTHERWISE SPECIFIED:		APVD S. ZHAO	-	PRODUCT SPEC	
0 PLC ± .01		PRODUCT SPEC		108-2292	
2 PLC ± .01		APPLICATION SPEC		114-13251	
3 PLC ± .005		WEIGHT		A100779C=6450860	
4 PLC ± .0020		SCALE		N/A	
ANGLES ± 30°		SHEET		1 OF 28	
FINISH		REV		K2	
MATERIAL		CUSTOMER DRAWING		SCALE N/A SHEET 1 OF 28 REV K2	

LOC	DIST	REVISIONS					
		P	LTN	DESCRIPTION	DATE	OWN	APVD
ES	00	-	-	SEE SHEET 1	-	-	-

- 1 "AMP", PART NUMBER AND DATE CODE TO BE MARKED IN AREA SHOWN
PARTS UNDER 2.00 LONG MAY BE MARKED ON BOTH SIDES
- 2 MATERIAL: HOUSING - GLASS FILLED HIGH TEMP THERMO PLASTIC, UL94 V-0, BLACK.
SIGNAL CONTACT - HIGH CONDUCTIVITY COPPER ALLOY
POWER CONTACT - HIGH CONDUCTIVITY COPPER ALLOY
LP CONTACT - HIGH CONDUCTIVITY COPPER ALLOY
- 3 CONTACT PLATING - NOBLE METAL PLATING ON CONTACT FUNCTIONAL AREA
OF POWER AND SIGNAL CONTACTS
- 4 MECHANICAL CONNECTOR KEEP OUT ZONE
- 5 DATUM AND BASIC DIMENSIONS ESTABLISHED BY CUSTOMER
- 6 PCB - ALL HOLE DIAMETERS ARE FINISHED HOLE SIZES
- 7 PCB - 0.0453 ±.0010 DRILLED HOLES PLATED WITH .0003 MIN Sn
OVER .001 TO .003 Cu PLATING TO ACHIEVE A .040 HOLE
- 8 FOR P/S/LP CONFIGURATION, PLEASE REFER TO SHEET 3.
- 9 FOR LP/S/P CONFIGURATION, PLEASE REFER TO SHEET 3.
- 10 VARIABLE DIMENSIONS SHOW ON TABLE.
- 11 FOR LP/S/LP CONFIGURATION, PLEASE REFER TO SHEET 3.
- 12 SPECIAL DIMENSIONS SEE SHEET 3
- 68 13 RECOMMEND USING CUSTOMER SUPPLIED SCREWS TO SECURE TO BOARD
TYCO P/N: 19024-2. RECOMMEND TORQUE IS TBD.
ASSUMING A CARD THICKNESS OF TBD, FINAL SCREW LENGTH AND CARD THICKNESS ARE FACTORS TO BE
CONSIDERED IF APPLYING A SCREW FOR AN APPLICATION AND MAY VARY FOR EACH APPLICATION.

D	T	S	K	U	W	R	L	DESCRIPTION	PART NUMBER
1.850	.250	.250	.170	1.690	.425	1.100	2.040	2P + 24S + 2P	5-6450860-2
1.185	-	-	.1025	1.025	.2725	.705	1.375	2LP + 16S + 2LP	4-6450860-8
2.850	.250	.250	.170	2.690	.925	1.600	3.040	4P + 24S + 4P	4-6450860-7
2.150	.250	.250	.170	1.990	.475	1.400	2.340	2P + 32S + 2P	4-6450860-6
2.705	.115	.10	.170	2.545	1.800	2.1575	2.895	3ACP+3P+12S+2LP	4-6450860-5
4.450	.250	.250	.170	4.290	1.925	2.200	4.640	8P + 8S + 8P	4-6450860-4
1.400	.250	.250	.145	1.240	.425	.700	1.590	2P + 8S + 2P	4-6450860-3
1.330	.250	-	.1275	1.170	.2725	.5725	1.520	2LP + 8S + 2P	4-6450860-2
2.400	.200	.200	.145	2.240	.775	1.350	2.590	4HDP + 20S + 4HDP	4-6450860-1
1.350	-	-	.170	1.190	.175	.850	1.540	1P + 24S + 1P	4-6450860-0
1.360	-	.230	.1275	1.200	.4775	.8525	1.550	4LP + 12S + 1P	3-6450860-9
2.550	.250	.250	.170	2.390	.475	1.800	2.740	2P + 48S + 2P	3-6450860-6
3.850	.250	.250	.170	3.690	1.425	2.100	4.040	6P + 24S + 6P	3-6450860-5
1.075	-	-	.1025	.915	.2725	.480	1.265	2LP + 8S + 3LP	3-6450860-4
1.330	.250	-	.1275	1.170	.2725	.5725	1.520	2LP + 8S + 2P	3-6450860-3
1.800	.250	.250	.220	1.640	.450	.950	1.990	2P + 16S + 2P	3-6450860-2
2.870	.230	.230	.1525	2.710	.6550	2.2125	3.060	4LP + 60S + 4LP	3-6450860-1
.975	-	-	.1025	.815	.2725	.380	1.165	2LP + 4S + 3LP	3-6450860-0
1.950	.250	.250	.170	1.790	.475	1.200	2.140	2P + 24S + 2P	2-6450860-9
2.550	.250	.250	.170	2.390	.925	1.300	2.740	4P + 12S + 4P	2-6450860-8
5.635	.250	.250	.170	5.475	.475	1.885	5.825	2P + 32S + 4LP + 14P	2-6450860-6
3.570	.250	.230	.1525	3.410	2.1125	2.8375	3.760	18LP + 24S + 2P	2-6450860-5
6.050	.250	.250	.145	5.890	1.950	3.850	6.240	8P + 72S + 8P	2-6450860-1
1.950	.250	.250	.170	1.790	.475	1.200	2.140	2P + 24S + 2P	2-6450860-0
3.350	.200	.200	.170	3.190	1.175	1.850	3.540	6HDP + 24S + 6HDP	1-6450860-7
-	.250	.230	.1275	2.205	.7325	1.4075	2.555	6LP + 24S + 3P	1-6450860-6
2.450	.200	.200	.170	2.290	.775	1.350	2.640	4HDP + 20S + 4HDP	1-6450860-5
2.150	.200	.200	.170	1.990	.775	1.050	2.340	4HDP + 8S + 4HDP	1-6450860-4
2.450	-	.250	.170	2.290	.925	1.200	2.640	4P + 8S + 4P	1-6450860-3
3.450	-	.250	.170	3.290	1.425	1.700	3.640	6P + 8S + 6P	1-6450860-2
2.800	.300	.250	.170	2.640	.925	1.700	2.990	4P + 28S + 3ACP	1-6450860-0
2.510	-	-	.170	2.350	.455	1.6875	2.700	1P+2LP+48S+2LP+1P	6450860-9
2.800	.300	.250	.170	2.640	.925	1.700	2.990	4P + 28S + 3ACP	6450860-7
2.425	.250	.300	.170	2.265	.500	1.175	2.615	2ACP + 24S + 4P	6450860-6
3.665	-	.230	.1025	3.505	.7325	1.4075	3.855	6LP + 24S + 10P	6450860-5
2.530	-	.250	.170	2.370	1.175	1.9825	2.720	5P + 32S + 2LP	6450860-4
5.545	.230	.250	.195	5.385	2.975	4.2325	5.735	12P + 48S + 8LP	6450860-3
5.200	.200	.300	.195	5.040	1.150	2.475	5.390	4ACP + 48S + 12HDP	6450860-2
.985	-	-	.1025	.825	.2725	.505	1.175	2LP + 8S + 2LP	6450860-1

THIS DRAWING IS A CONTROLLED DOCUMENT.

DIMENSIONS: INCHES

TOLERANCES UNLESS OTHERWISE SPECIFIED:

0 PLC	±.01
1 PLC	±.01
2 PLC	±.01
3 PLC	±.005
4 PLC	±.002
ANGLES	±.0020
FINISH	μP*

MATERIAL: - FINISH: -

OWN: D. ZHU Z0DEC2007
 CH: S. ZHAO Z0DEC2007
 APVD: S. ZHAO

PRODUCT SPEC: 108-2292
 APPLICATION SPEC: 114-13251

WEIGHT: -

CUSTOMER DRAWING

NAME: VER RECEPT ASSEMBLY SHORT GUIDES, PRESS FIT MULTI-BEAM XLE

SIZE: A1 CAGE CODE: 100779 DRAWING NO: 6450860

SCALE: N/A SHEET 2 OF 28 REV: K2

LOC		DIST		REVISIONS			
ES	00	P	LTM	DESCRIPTION	DATE	DWN	APVD
		-	-	SEE SHEET 1	-	-	-



FOR P/S/LP CONFIGURATION
 UNSPECIFIED DIMENSION REFER TO SHEET 1



FOR LP/S/P CONFIGURATION
 UNSPECIFIED DIMENSION REFER TO SHEET 1



FOR PART 2-6450860-6

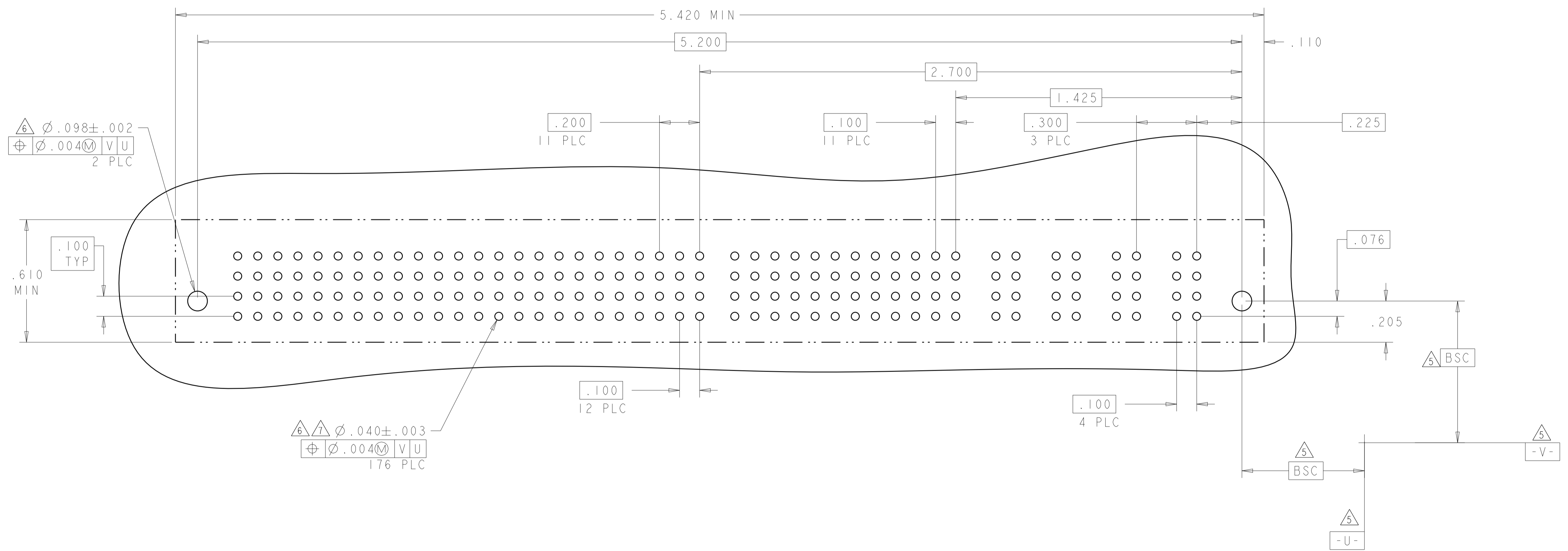


FOR LP/S/LP(6450860-1 AND 3-6450860-0) CONFIGURATION
 UNSPECIFIED DIM REFER TO SHEET 1

THIS DRAWING IS A CONTROLLED DOCUMENT.		DWN: D. ZHU	20DEC2007		TE Connectivity
DIMENSIONS: INCHES		CHK: S. ZHAO	20DEC2007		NAME: VER RECEP ASSEMBLY SHORT GUIDES, PRESS FIT MULTI-BEAM XLE
TOLERANCES UNLESS OTHERWISE SPECIFIED:		APVD: S. ZHAO	-	PRODUCT SPEC: 108-2292	
0 PLC ±.01		APPLICATION SPEC: 114-13251		SIZE: A1	
1 PLC ±.01		WEIGHT: -		CAGE CODE: -	
2 PLC ±.005		SCALE: N/A		SHEET 3 OF 28	
3 PLC ±.002		REV: K2		DRAWING NO: 6450860	
4 PLC ±.0020		CUSTOMER DRAWING		RESTRICTED TO: -	
ANGLES: ±.7°		SCALE: N/A		SHEET 3 OF 28	
FINISH: -		SCALE: N/A		SHEET 3 OF 28	

LOC		DIST		REVISIONS			
P	LTN	DESCRIPTION	DATE	DNW	APVD		
-	-	SEE SHEET 1	-	-	-	-	-

PART NUMBER	ROWS	POWER											SIGNAL												POWER				
		P16	P15	P14	P13	P12	P11	P10	P9	P8	P7	P6	P5	12	11	10	9	8	7	6	5	4	3	2	1	P4	P3	P2	P1
6450860-2	D C B A	GS	GS	GS	GS	GS	GS	GS	GS	GS	GS	GS	AP	AP	AP	AP	AP	AP	AP	AP	AP	AP	AP	AP	GS	GS	GS	GS	
		GS	GS	GS	GS	GS	GS	GS	GS	GS	GS	GS	AP	AP	AP	AP	AP	AP	AP	AP	AP	AP	AP	AP	GS	GS	GS	GS	
		GS	GS	GS	GS	GS	GS	GS	GS	GS	GS	GS	AP	AP	AP	AP	AP	AP	AP	AP	AP	AP	AP	AP	GS	GS	GS	GS	
		GS	GS	GS	GS	GS	GS	GS	GS	GS	GS	GS	AP	AP	AP	AP	AP	AP	AP	AP	AP	AP	AP	AP	GS	GS	GS	GS	
4ACP + 48S + 12HDP																													



LSI	STD LP POWER PRESS FIT CONTACT
GP	MFBL POWER PRESS FIT CONTACTS
GS	STD POWER PRESS FIT CONTACTS
AP	SIGNAL PRESS FIT CONTACT
CODE	DESCRIPTION
	CONTACT TABLE

THIS DRAWING IS A CONTROLLED DOCUMENT.

DIMENSIONS: INCHES
 TOLERANCES UNLESS OTHERWISE SPECIFIED:
 0 PLC ±.
 2 PLC ±.01
 3 PLC ±.005
 4 PLC ±.0020
 ANGLES ±.020
 FINISH

DWN: D. ZHU, 20DEC2007
 CHK: S. ZHAO, 20DEC2007
 APVD: S. ZHAO

PRODUCT SPEC: 108-2292
 APPLICATION SPEC: 114-13251
 WEIGHT: -
 CUSTOMER DRAWING

TE TE Connectivity
 VER RECEP ASSEMBLY
 SHORT GUIDES, PRESS FIT
 MULTI-BEAM XLE

SIZE: A1
 CAGE CODE: 100779
 DRAWING NO: 6450860
 SCALE: N/A
 SHEET 4 OF 28
 REV: K2

LOC	DIST	REVISIONS			
		REV	DATE	BY	APPV
ES	00	-	-	-	-
		SEE SHEET 1			

PART NUMBER	ROWS	SIGNAL														POWER																
		LP8	LP7	LP6	LP5	LP4	LP3	LP2	LPI	I2	I1	I0	9	8	7	6	5	4	3	2	1	P12	P11	P10	P9	P8	P7	P6	P5	P4	P3	P2
6450860-3	D									AP	AP	AP	AP	AP	AP	AP	AP	AP	AP	AP	GS	GS	GS	GS	GS	GS	GS	GS	GS	GS	GS	GS
	C									AP	AP	AP	AP	AP	AP	AP	AP	AP	AP	AP	GS	GS	GS	GS	GS	GS	GS	GS	GS	GS	GS	GS
	B	LSI	LSI	LSI	LSI	LSI	LSI	LSI		AP	AP	AP	AP	AP	AP	AP	AP	AP	AP	GS	GS	GS	GS	GS	GS	GS	GS	GS	GS	GS	GS	
	A									AP	AP	AP	AP	AP	AP	AP	AP	AP	AP	AP	GS	GS	GS	GS	GS	GS	GS	GS	GS	GS	GS	GS

12P + 48S + 8LP



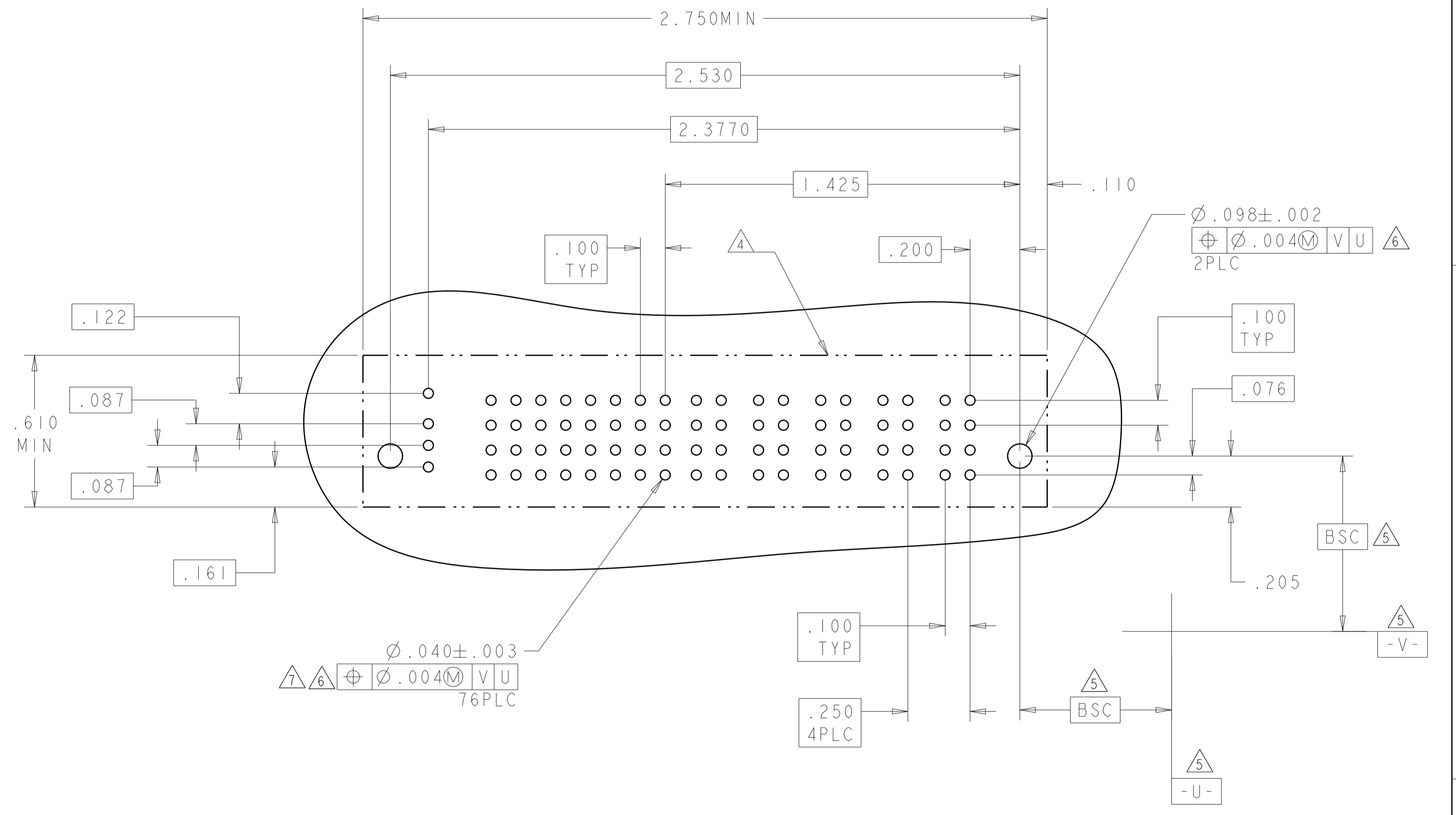
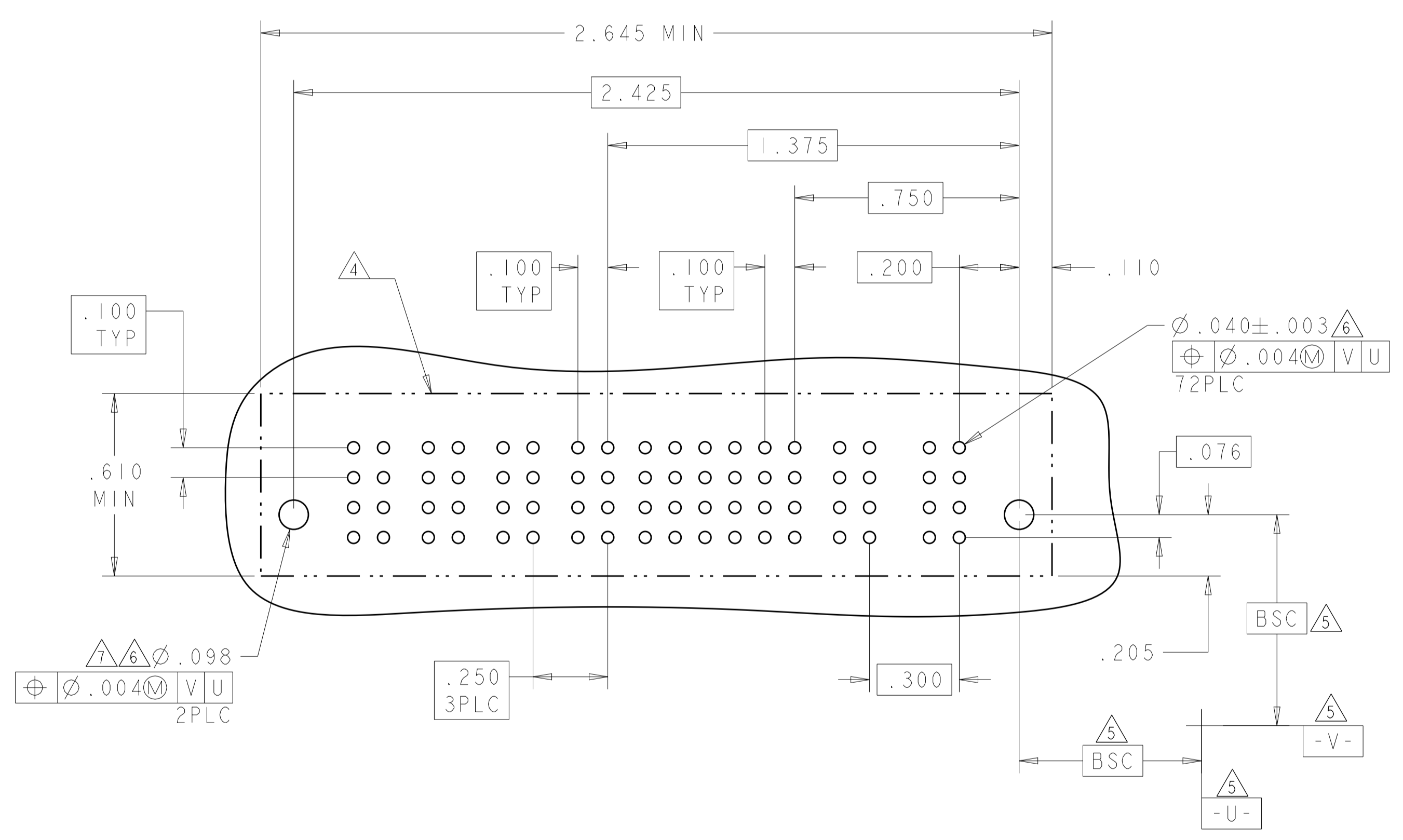
THIS DRAWING IS A CONTROLLED DOCUMENT.		OWN: D. ZHU	Z0DEC2007	TE Connectivity
DIMENSIONS: INCHES		CHK: S. ZHAO	Z0DEC2007	
TOLERANCES UNLESS OTHERWISE SPECIFIED: 0 PLC ±. 1 PLC ±.01 2 PLC ±.01 3 PLC ±.005 4 PLC ±.0020 ANGLES ±.2° FINISH		APV: S. ZHAO		NAME: VER RECEP ASSEMBLY SHORT GUIDES, PRESS FIT MULTI-BEAM XLE
MATERIAL: -		PRODUCT SPEC: 108-2292	APPLICATION SPEC: 114-13251	SIZE: A1 CAGE CODE: 6450860 DRAWING NO: 100779
CUSTOMER DRAWING		SCALE: N/A	SHEET: 5 OF 28	REV: K2

LOC	DIST	REVISIONS			
		REV	DATE	BY	APPD
ES	00	-	SEE SHEET 1	-	-

PART NUMBER	ROWS	POWER				SIGNAL					POWER		HD
		P6	P5	P4	P3	6	5	4	3	2	1	P2	
6450860-6	D	GS	GS	GS	GS	AP	AP	AP	AP	AP	AP	GS	GS
	C					AP	AP	AP	AP	AP			
	B					AP	AP	AP	AP	AP			
	A					AP	AP	AP	AP	AP			
2ACP + 24S + 4P													

PART NUMBER	ROWS	LP2	LPI	SIGNAL								POWER					HD
				8	7	6	5	4	3	2	1	P5	P4	P3	P2	P1	
6450860-4	D	LSI		AP	AP	AP	AP	AP	AP	AP	AP	AP	GS	GP	GS	GP	GP
	C			AP	AP	AP	AP	AP	AP	AP							
	B			AP	AP	AP	AP	AP	AP	AP							
	A			AP	AP	AP	AP	AP	AP	AP							
5P + 32S + 2LP																	

NO CONTACT LOADED



THIS DRAWING IS A CONTROLLED DOCUMENT.

DIMENSIONS: INCHES	TOLERANCES UNLESS OTHERWISE SPECIFIED: 0 PLC ±. 1 PLC ±.01 2 PLC ±.01 3 PLC ±.005 4 PLC ±.0020 ANGLES ±.7°	FINISH	FINISH
-----------------------	--	--------	--------

OWN: D. ZHU	20DEC2007	TE Connectivity VER RECEPT ASSEMBLY SHORT GUIDES, PRESS FIT MULTI-BEAM XLE
CHK: S. ZHAO	20DEC2007	
APP'D: S. ZHAO		
NAME		
PRODUCT SPEC	108-2292	SIZE: CAGE CODE: DRAWING NO:
APPLICATION SPEC	114-13251	RESTRICTED TO:
WEIGHT		A100779C=6450860
CUSTOMER DRAWING	SCALE: N/A	SHEET 6 OF 28

LOC		DIST		REVISIONS			
ES	00	P	LTN	DESCRIPTION	DATE	DWN	APVD
		-		SEE SHEET 1			

PART NUMBER	ROWS	POWER										SIGNAL						POWER					
		P10	P9	P8	P7	P6	P5	P4	P3	P2	P1	6	5	4	3	2	1	LP6	LP5	LP4	LP3	LP2	LP1
6450860-5	D C B A	GS	GS	GS	GS	GS	GS	GS	GS	GS	GS	AP	AP	AP	AP	AP	AP	LSI			LSI		
		GS	GS	GS	GS	GS	GS	GS	GS	GS	GS	AP	AP	AP	AP	AP	AP	LSI			LSI		
		GS	GS	GS	GS	GS	GS	GS	GS	GS	GS	AP	AP	AP	AP	AP	AP	LSI			LSI		
		GS	GS	GS	GS	GS	GS	GS	GS	GS	GS	AP	AP	AP	AP	AP	AP	LSI			LSI		



THIS DRAWING IS A CONTROLLED DOCUMENT.		DWN: D.ZHU	20DEC2007		TE Connectivity
DIMENSIONS: INCHES		CHK: S.ZHAO	20DEC2007		VER RECEP ASSEMBLY SHORT GUIDES, PRESS FIT MULTI-BEAM XLE
TOLERANCES UNLESS OTHERWISE SPECIFIED:		APVD: S.ZHAO		NAME	
0 PLC ±		PRODUCT SPEC		SIZE: CAGE CODE: DRAWING NO: RESTRICTED TO	
1 PLC ±.01		108-2292		A100779C=6450860	
2 PLC ±.01		APPLICATION SPEC		SCALE: N/A SHEET 7 OF 28 REV: K2	
3 PLC ±.005		114-13251			
4 PLC ±.0020		WEIGHT			
ANGLES ±.2°		MATERIAL			
FINISH		CUSTOMER DRAWING			

LOC	DIST	REV	DATE	BY	APPV
ES	00				
REVISIONS			DESCRIPTION	DATE	BY
			SEE SHEET 1		

PART NUMBER	ROWS	POWER				SIGNAL						POWER				
		P7	P6	P5		7	6	5	4	3	2	1	P4	P3	P2	P1
6450860-7	D C B A	HD	GS	GS	AP	AP	AP	AP	AP	AP	AP	AP	GS	GS	GS	GS
					AP	AP	AP	AP	AP	AP						
					AP	AP	AP	AP	AP	AP						
					AP	AP	AP	AP	AP	AP						
4P + 28S + 3ACP																

NO CONTACTS LOADED

PART NUMBER	ROWS	POWER		SIGNAL		POWER	
		P4	P3	2	1	P2	P1
6450860-1	D C B A	LSI	LSI	AP	AP	LSI	LSI
				AP	AP		
				AP	AP		
				AP	AP		
2LP + 8S + 2LP							



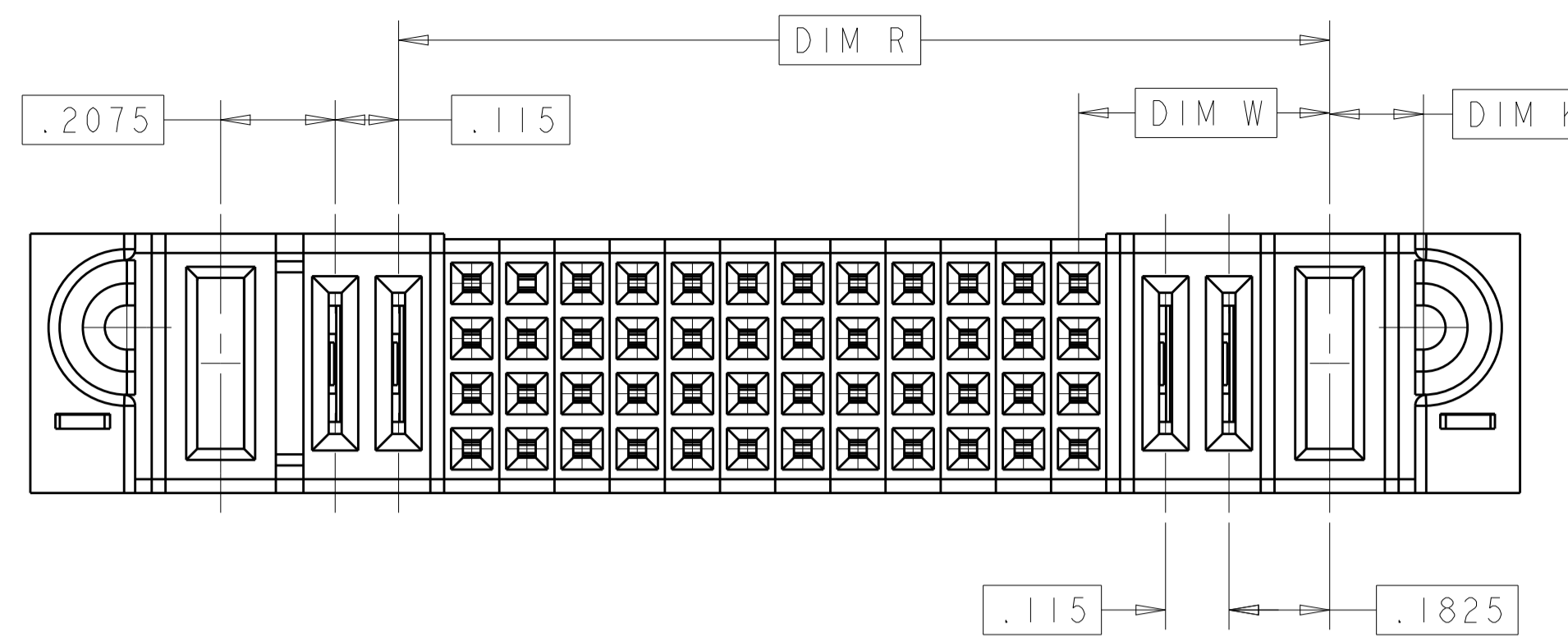
THIS DRAWING IS A CONTROLLED DOCUMENT.

DIMENSIONS: INCHES	TOLERANCES UNLESS OTHERWISE SPECIFIED: 0 PLC ±. 1 PLC ±.01 2 PLC ±.01 3 PLC ±.005 4 PLC ±.0020 ANGLES ±.7°	FINISH	FINISH
-----------------------	--	--------	--------

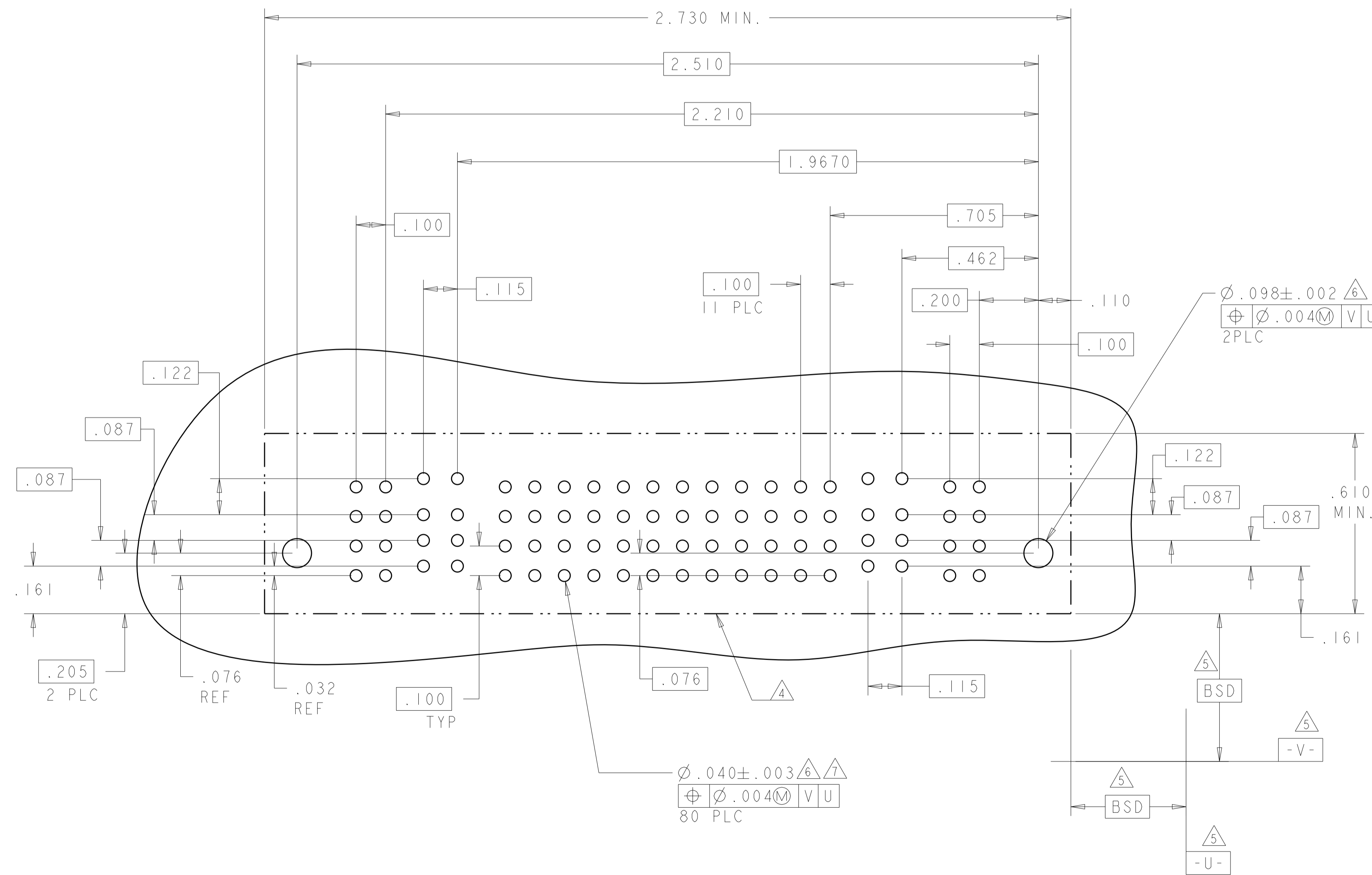
OWN: D. ZHU	20DEC2007	 TE Connectivity
CHK: S. ZHAO	20DEC2007	
APPV: S. ZHAO		
NAME		
PRODUCT SPEC	108-2292	VER RECEP ASSEMBLY SHORT GUIDES, PRESS FIT MULTI-BEAM XLE
APPLICATION SPEC	114-13251	SIZE: CAGE CODE: DRAWING NO: RESTRICTED TO
WEIGHT		A100779C=6450860
CUSTOMER DRAWING	SCALE: N/A	SHEET 8 OF 28

LOC	DIST	REVISIONS					
ES	00	P	LTN	DESCRIPTION	DATE	DWN	APVD
		-		SEE SHEET 1			

PART NUMBER	ROWS	POWER			SIGNAL											POWER					
		P2	LP4	LP3	12	11	10	9	8	7	6	5	4	3	2	1	LP2	LPI	PI		
6450860-9	D	GP	LSI	LSI	AP	AP	AP	AP	AP	AP	AP	AP	AP	AP	AP	AP	AP	AP	AP	AP	
	C				AP	AP	AP	AP	AP	AP	AP	AP	AP	AP	AP	AP	AP	AP	AP	AP	
	B				AP	AP	AP	AP	AP	AP	AP	AP	AP	AP	AP	AP	AP	AP	AP	AP	AP
	A				AP	AP	AP	AP	AP	AP	AP	AP	AP	AP	AP	AP	AP	AP	AP	AP	AP
IP + 2LP + 48S + 2LP + IP																					



P/N: 6450860-9 CONFIGURATION
 UNSPECIFIED DIMENSION REFER TO SHEET 1



THIS DRAWING IS A CONTROLLED DOCUMENT.		DWN: D. ZHU CHK: S. ZHAO	20DEC2007	TE Connectivity
DIMENSIONS: INCHES		PRODUCT SPEC: 108-2292 APPLICATION SPEC: 114-13251		
DIMENSIONS: INCHES TOLERANCES UNLESS OTHERWISE SPECIFIED: 0 PLC ±. 1 PLC ±.01 2 PLC ±.01 3 PLC ±.005 4 PLC ±.0020 ANGLES ±.2°		NAME: VER RECEP ASSEMBLY SHORT GUIDES, PRESS FIT MULTI-BEAM XLE SIZE: A1 CAGE CODE: 100779 DRAWING NO: 6450860		RESTRICTED TO
MATERIAL: -		WEIGHT: -		SCALE: N/A
CUSTOMER DRAWING		SHEET 9 OF 28		REV: K2

LOC		DIST		REVISIONS				
ES	00	P	LTN	DESCRIPTION	DATE	DMN	APVD	
		-		SEE SHEET 1				

PART NUMBER	ROWS	POWER			SIGNAL							POWER			
		P7	P6	P5	7	6	5	4	3	2	1	P4	P3	P2	P1
1-6450860-0	D	GS	GS	GS		AP	AP	AP	AP	AP	AP	GS	GS	GS	GS
	C					AP	AP	AP	AP	AP					
	B					AP	AP	AP	AP	AP					
	A					AP	AP	AP	AP	AP					
		4P + 28S + 3ACP													

NO CONTACTS LOADED

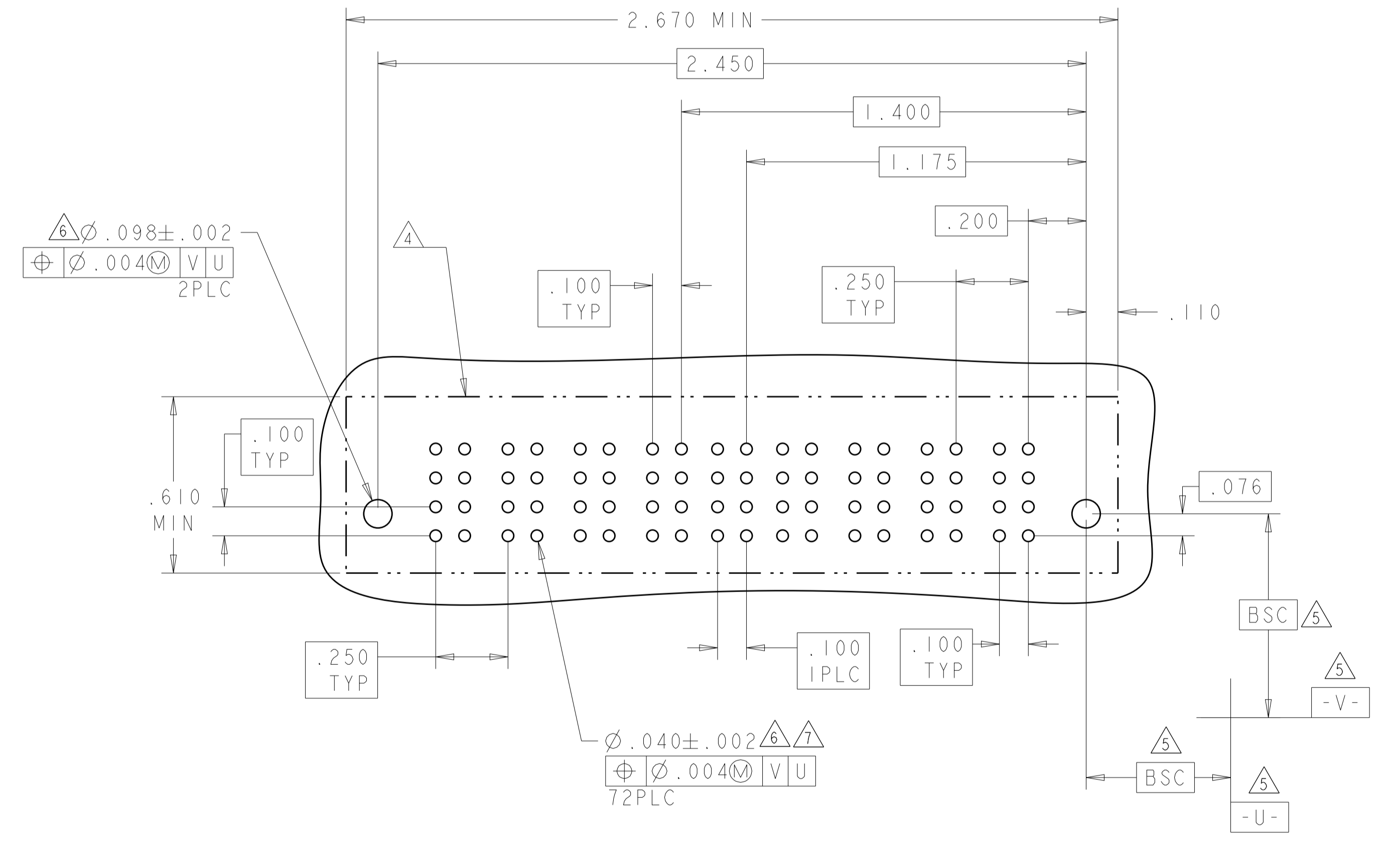


THIS DRAWING IS A CONTROLLED DOCUMENT.		DMN D. ZHU	Z0DEC2007		TE Connectivity
DIMENSIONS: INCHES		CHK S. ZHAO	Z0DEC2007		VER RECEP ASSEMBLY SHORT GUIDES, PRESS FIT MULTI-BEAM XLE
TOLERANCES UNLESS OTHERWISE SPECIFIED:		APVD S. ZHAO		NAME	
0 PLC ±		PRODUCT SPEC		SIZE	
1 PLC ±.01		108-2292		CAGE CODE	
2 PLC ±.05		APPLICATION SPEC		DRAWING NO	
3 PLC ±.0020		114-13251		DRAWING NO	
4 PLC ±.0020		WEIGHT		DRAWING NO	
ANGLES ±.2°		FINISH		DRAWING NO	
MATERIAL		CUSTOMER DRAWING		SCALE	
				N/A	
				SHEET 10 OF 28	
				REV K2	

LOC	DIST	REVISIONS			
P	LTN	DESCRIPTION	DATE	DMN	APVD
ES	00	SEE SHEET 1			

PART NUMBER	ROWS	POWER						SIGNAL		POWER					
		P12	P11	P10	P9	P8	P7	2	1	P6	P5	P4	P3	P2	P1
1-6450860-2	D C B A	GS	GS	GS	GS	GS	GS	AP AP AP AP	AP AP AP AP	GS	GS	GS	GS	GS	GS
6P + 8S + 6P															

PART NUMBER	ROWS	POWER				SIGNAL		POWER			
		P8	P7	P6	P5	2	1	P4	P3	P2	P1
1-6450860-3	D C B A	GS	GS	GS	GS	AP AP AP AP	AP AP AP AP	GS	GS	GS	GS
4P + 8S + 4P											



THIS DRAWING IS A CONTROLLED DOCUMENT.

DIMENSIONS:	TOLERANCES UNLESS OTHERWISE SPECIFIED:	DMN: D. ZHU	20DEC2007
INCHES	0 PLC ± .01	CHK: S. ZHAO	20DEC2007
	1 PLC ± .01	APVD: S. ZHAO	
	2 PLC ± .01	NAME: VER RECEPT ASSEMBLY	
	3 PLC ± .01	PRODUCT SPEC: 108-2292	
	4 PLC ± .005	APPLICATION SPEC: 114-13251	
	5 PLC ± .002	WEIGHT: -	
	ANGLES ± .020	CAGE CODE: A100779	DRAWING NO: C=6450860
MATERIAL:	FINISH:	CUSTOMER DRAWING	SCALE: N/A

STE TE Connectivity

VER RECEPT ASSEMBLY
SHORT GUIDES, PRESS FIT
MULTI-BEAM XLE

RESTRICTED TO: -

SHEET 11 OF 28 REV K2

LOC	DIST	REVISIONS			
P	LTN	DESCRIPTION	DATE	DMN	APVD
-	-	SEE SHEET 1	-	-	-

PART NUMBER	ROWS	POWER				SIGNAL		POWER			
		P8	P7	P6	P5	2	1	P4	P3	P2	P1
1-6450860-4	D C B A	GS	GS	GS	GS	AP	AP	GS	GS	GS	GS
						AP	AP				
						AP	AP				
						AP	AP				
4HDP + 8S + 4HDP											

PART NUMBER	ROWS	POWER				SIGNAL					POWER			
		P8	P7	P6	P5	5	4	3	2	1	P4	P3	P2	P1
1-6450860-5	D C B A	GS	GS	GS	GS	AP	AP	AP	AP	AP	GS	GS	GS	GS
						AP	AP	AP	AP	AP				
						AP	AP	AP	AP	AP				
						AP	AP	AP	AP	AP				
4HDP + 20S + 4HDP														



THIS DRAWING IS A CONTROLLED DOCUMENT.

DIMENSIONS: INCHES	TOLERANCES UNLESS OTHERWISE SPECIFIED: 0 PLC ±. 1 PLC ±.01 2 PLC ±.01 3 PLC ±.005 4 PLC ±.0020 ANGLES ±.7°	FINISH	DMN: D. ZHU CHK: S. ZHAO APVD: S. ZHAO	PRODUCT SPEC: 108-2292 APPLICATION SPEC: 114-13251	NAME: VER RECEP ASSEMBLY SHORT GUIDES, PRESS FIT MULTI-BEAM XLE
MATERIAL	FINISH	WEIGHT	SCALE: N/A	SHEET 12 OF 28	REV: K2

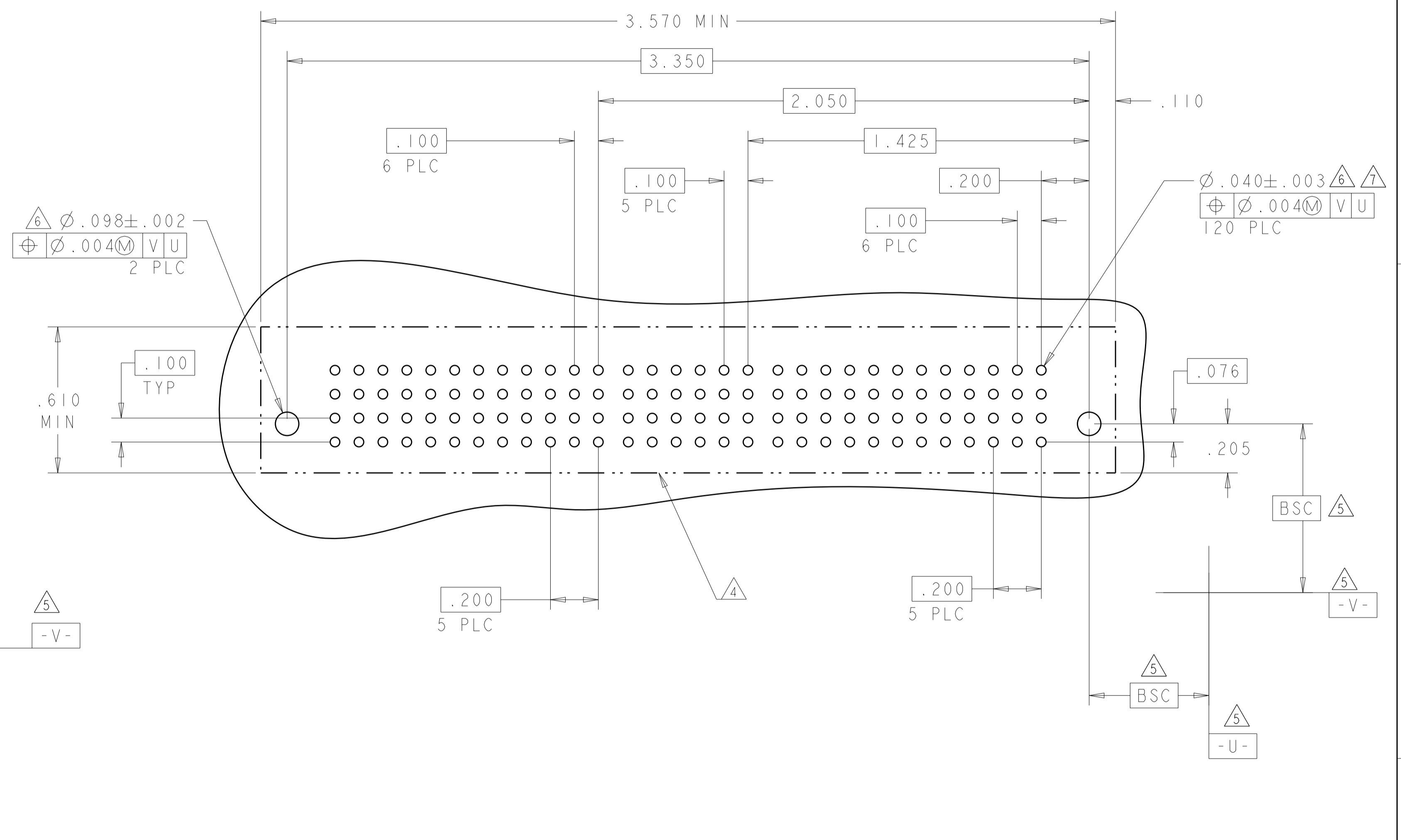
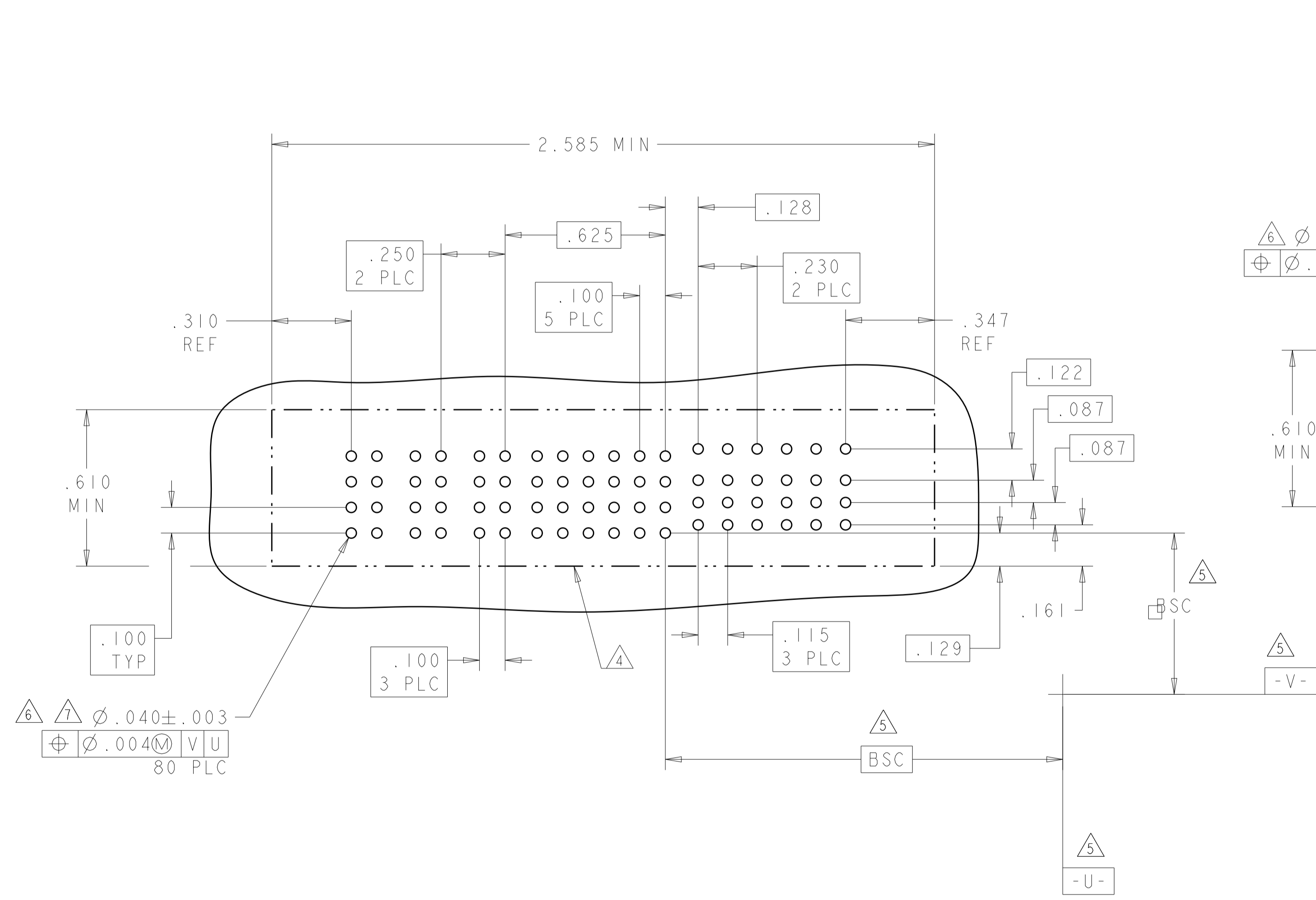
Customer Drawing

LOC	DIST	REV	DATE	BY	APP'D
ES	00				

REVISIONS		DATE	BY	APP'D
1	SEE SHEET 1			

PART NUMBER	ROWS	POWER			SIGNAL						POWER					
		P3	P2	P1	6	5	4	3	2	1	LP6	LP5	LP4	LP3	LP2	LP1
I-6450860-6	D C B A	GS	GS	GS	AP	AP	AP	AP	AP	AP	LSI	LSI	LSI	LSI	LSI	LSI
					AP	AP	AP	AP	AP	AP						
					AP	AP	AP	AP	AP	AP						
6LP + 24S + 3P																

PART NUMBER	ROWS	POWER						SIGNAL						POWER					
		P12	P11	P10	P9	P8	P7	6	5	4	3	2	1	P6	P5	P4	P3	P2	P1
I-6450860-7	D C B A	GS	GS	GS	GS	GS	GS	AP	AP	AP	AP	AP	AP	GS	GS	GS	GS	GS	GS
								AP	AP	AP	AP	AP	AP						
								AP	AP	AP	AP	AP	AP						
6HDP + 24S + 6HDP																			

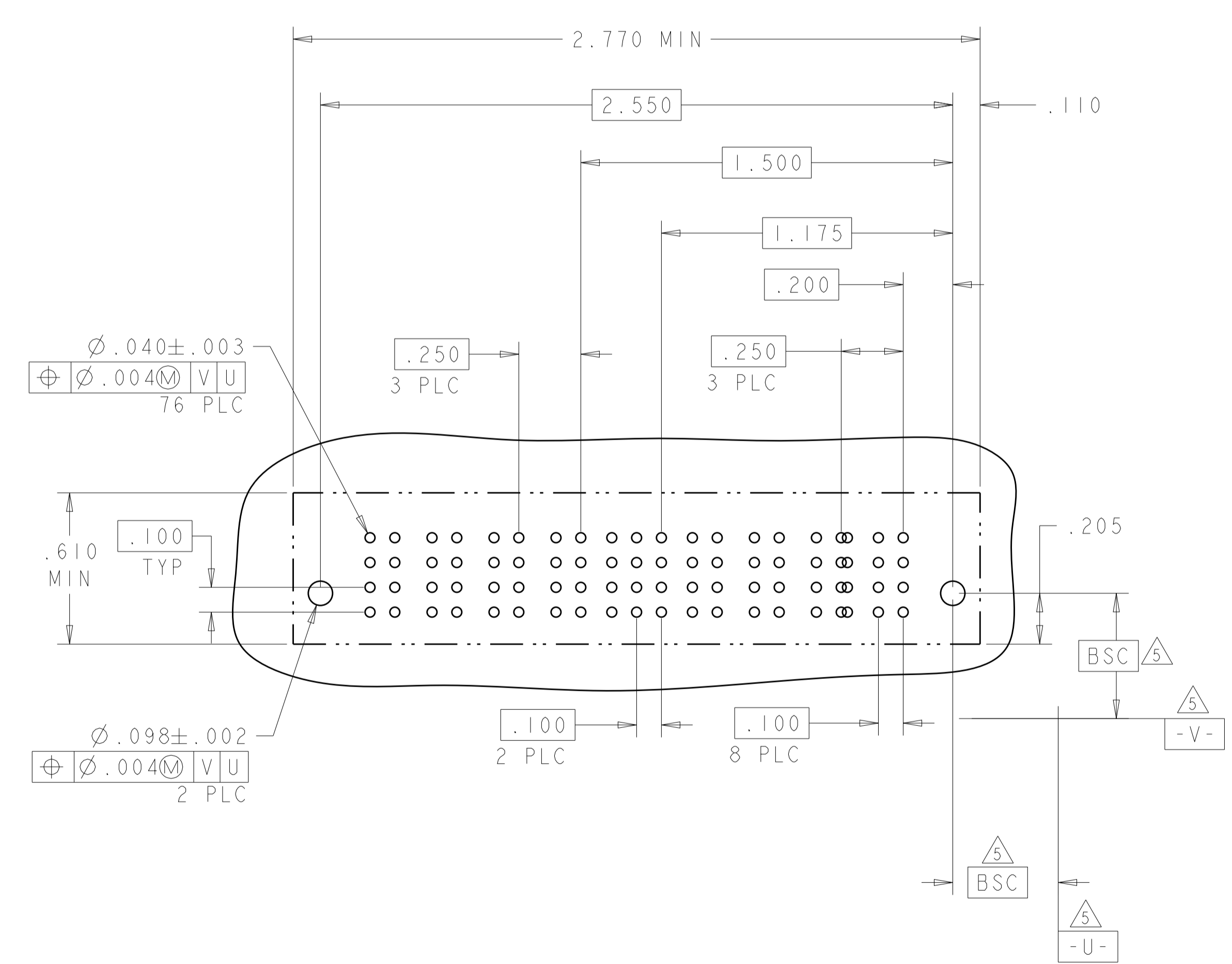
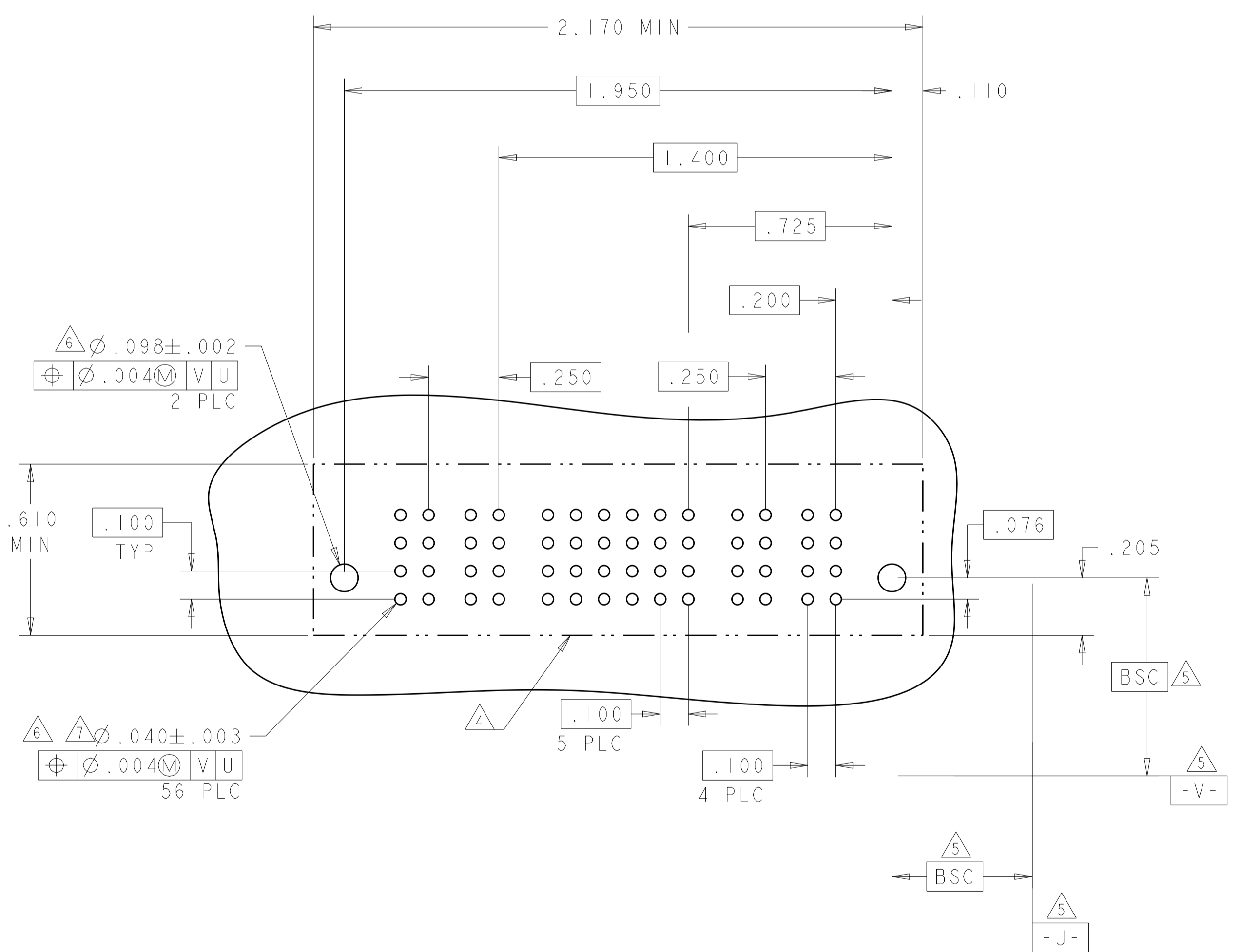


THIS DRAWING IS A CONTROLLED DOCUMENT.		OWN: D. ZHU	20DEC2007	 TE Connectivity
DIMENSIONS: INCHES		CHK: S. ZHAO	20DEC2007	
TOLERANCES UNLESS OTHERWISE SPECIFIED:		APVD: S. ZHAO		NAME: VER RECEP ASSEMBLY SHORT GUIDES, PRESS FIT MULTI-BEAM XLE
0 PLC ± .01		PRODUCT SPEC		SIZE: CAGE CODE DRAWING NO
1 PLC ± .01		APPLICATION SPEC		RESTRICTED TO
2 PLC ± .01		114-13251		A100779C=6450860
3 PLC ± .005		WEIGHT		SCALE N/A SHEET 13 OF 28 REV K2
4 PLC ± .0020		CUSTOMER DRAWING		
ANGLES ± .020				
FINISH				

LOC	DIST	REVISIONS			
P	LTN	DESCRIPTION	DATE	DWN	APVD
-	-	SEE SHEET 1	-	-	-

PART NUMBER	ROWS	POWER		SIGNAL						POWER			
		P4	P3	6	5	4	3	2	1	P2	P1		
2-6450860-0	D	GS	GS	AP	AP	AP	AP	AP	AP	GS	GS		
	C			AP	AP	AP	AP	AP	AP				
	B			AP	AP	AP	AP	AP	AP				
	A			AP	AP	AP	AP	AP	AP				
2P + 24S + 2P													

PART NUMBER	ROWS	POWER				SIGNAL			POWER				
		P8	P7	P6	P5	3	2	1	P4	P3	P2	P1	
2-6450860-8	D	GS	GS	GS	GS	AP	AP	AP	GS	GS	GS	GS	
	C					AP	AP	AP					
	B					AP	AP	AP					
	A					AP	AP	AP					
4P + 12S + 4P													



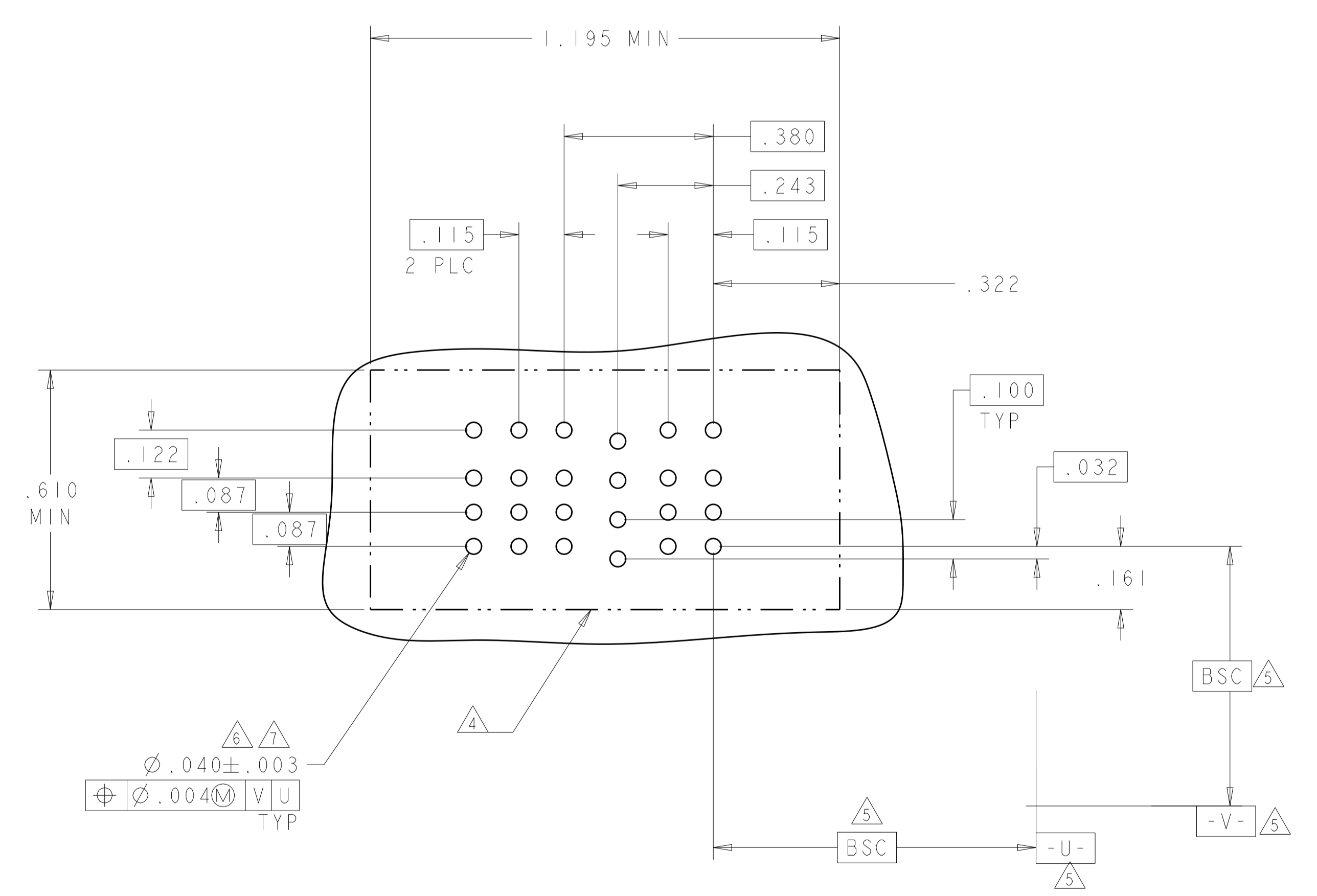
THIS DRAWING IS A CONTROLLED DOCUMENT.

DIMENSIONS: INCHES	TOLERANCES UNLESS OTHERWISE SPECIFIED: 0 PLC ±. 2 PLC ±.01 3 PLC ±.005 4 PLC ±.0020 ANGLES ±.7°	DWN D. ZHU CHK S. ZHAO APVD S. ZHAO	Z0DEC2007 Z0DEC2007 -	TE Connectivity VER RECEP ASSEMBLY SHORT GUIDES, PRESS FIT MULTI-BEAM XLE
MATERIAL	FINISH	PRODUCT SPEC 108-2292 APPLICATION SPEC 114-13251 WEIGHT	SIZE A100779 CAGE CODE DRAWING NO 6450860	
CUSTOMER DRAWING		SCALE N/A		SHEET 14 OF 28 REV K2

LOC	DIST	REVISIONS			
P	LTN	DESCRIPTION	DATE	OWN	APVD
ES	00	SEE SHEET 1	-	-	-

PART NUMBER	ROWS	POWER		SIGNAL						POWER	
		P4	P3	6	5	4	3	2	1	P2	P1
2-6450860-9	D	GS	GS	AP	AP	AP	AP	AP	AP	GS	GS
	C			AP	AP	AP	AP	AP			
	B			AP	AP	AP	AP	AP			
	A			AP	AP	AP	AP	AP			
2P + 24S + 2P		HD								HD	

PART NUMBER	ROWS	POWER			SIGNAL	POWER	
		P5	P4	P3	1	P2	P1
3-6450860-0	D	LSI	LSI	LSI	AP	LSI	LSI
	C				AP		
	B				AP		
	A				AP		
2LP + 4S + 3LP							



THIS DRAWING IS A CONTROLLED DOCUMENT.

DIMENSIONS: INCHES	TOLERANCES UNLESS OTHERWISE SPECIFIED: 0 PLC ±. 2 PLC ±.01 3 PLC ±.01 4 PLC ±.005 ANGLES ±.0020	OWN: D. ZHU CHK: S. ZHAO APVD: S. ZHAO	20DEC2007 20DEC2007	 TE Connectivity
MATERIAL:	FINISH:	PRODUCT SPEC: 108-2292 APPLICATION SPEC: 114-13251 WEIGHT:	SIZE: A1 CAGE CODE: 6450860 CUSTOMER DRAWING	

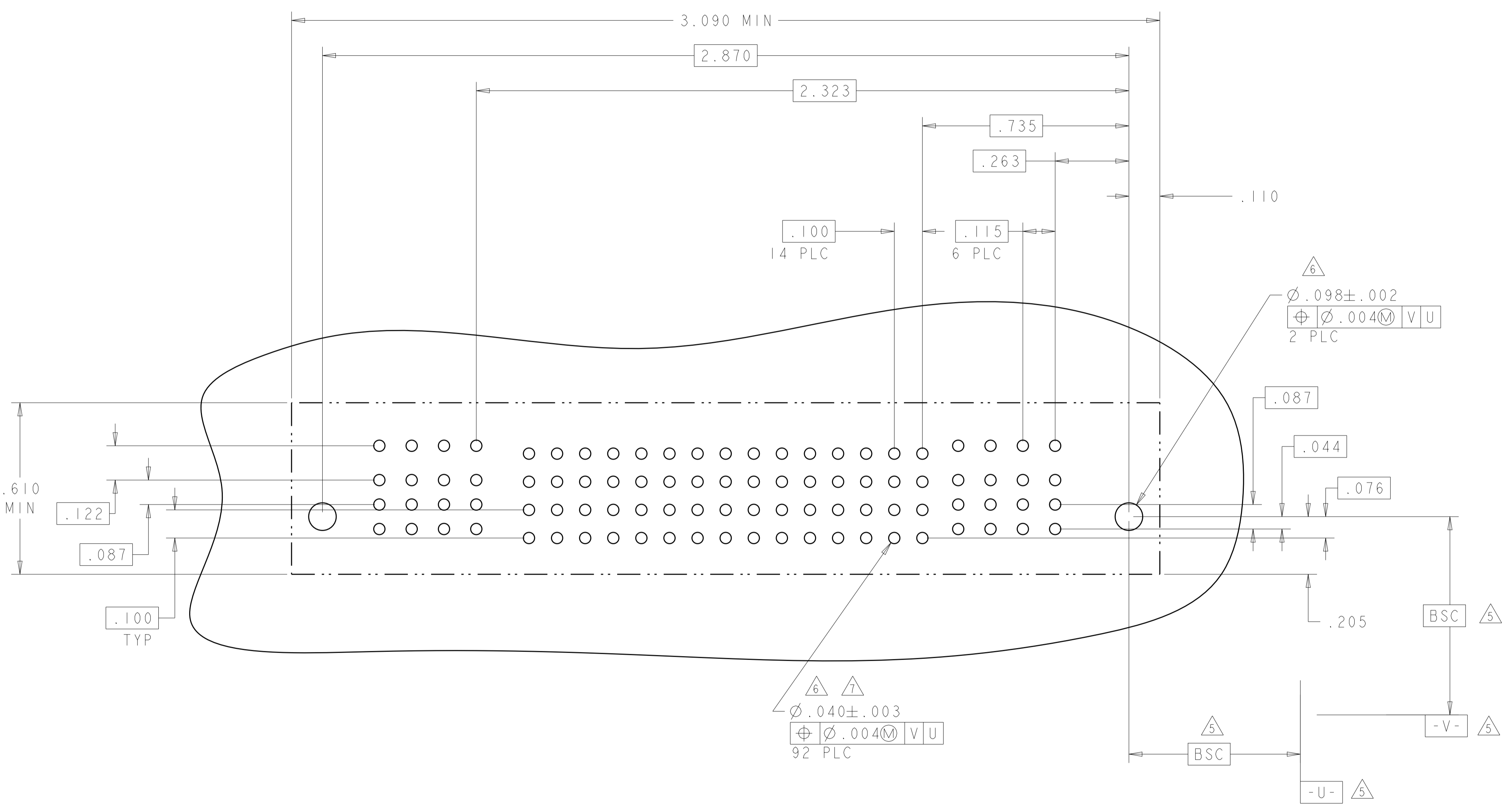
VER RECEP ASSEMBLY
SHORT GUIDES, PRESS FIT
MULTI-BEAM XLE

SCALE: N/A SHEET 17 OF 28 REV: K2

LOC	DIST	REVISIONS			
P	LTN	DESCRIPTION	DATE	DWN	APVD
-	-	SEE SHEET 1	-	-	-

G4

PART NUMBER	ROWS	POWER				SIGNAL														POWER								
		P8	P7	P6	P5	15	14	13	12	11	10	9	8	7	6	5	4	3	2	1	P4	P3	P2	P1				
3-6450860-1	D	LSI	LSI	LSI	LSI	AP	AP	AP	AP	AP	AP	AP	AP	AP	AP	AP	AP	AP	AP	AP	AP	AP	LSI	LSI	LSI	LSI		
	C					AP	AP	AP	AP	AP	AP	AP	AP	AP	AP	AP	AP	AP	AP	AP	AP	AP	AP					
	B					AP	AP	AP	AP	AP	AP	AP	AP	AP	AP	AP	AP	AP	AP	AP	AP	AP	AP	AP				
	A					AP	AP	AP	AP	AP	AP	AP	AP	AP	AP	AP	AP	AP	AP	AP	AP	AP	AP	AP				
4LP + 60S + 4LP																												

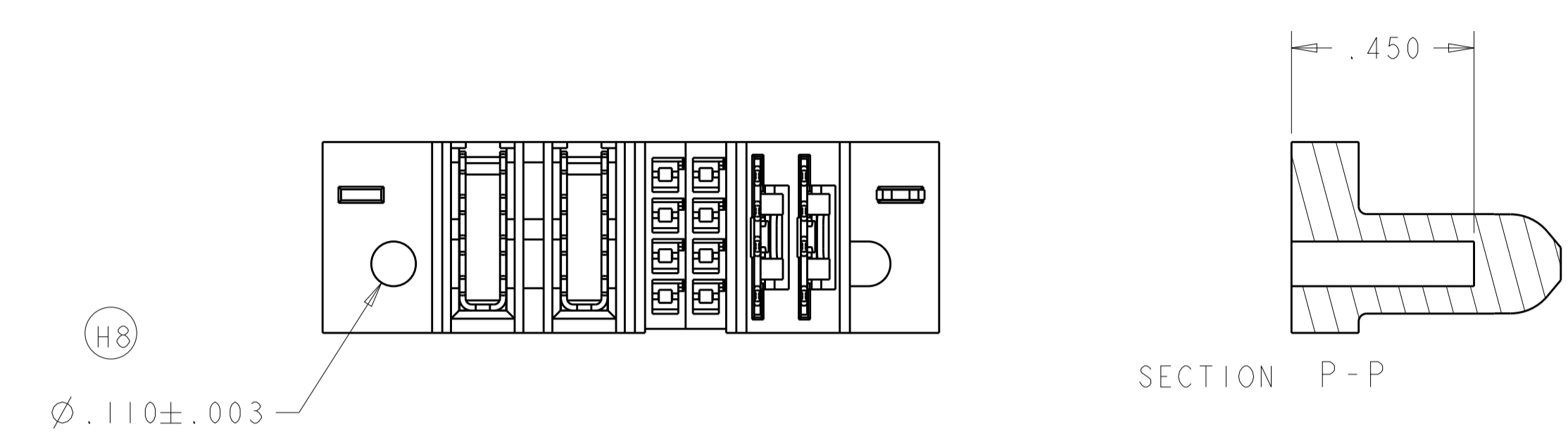


THIS DRAWING IS A CONTROLLED DOCUMENT.		DWN: D. ZHU	Z0DEC2007	STE TE Connectivity
DIMENSIONS: INCHES		CHK: S. ZHAO	Z0DEC2007	
TOLERANCES UNLESS OTHERWISE SPECIFIED:		APVD: S. ZHAO	NAME: VER RECEP ASSEMBLY SHORT GUIDES, PRESS FIT MULTI-BEAM XLE	RESTRICTED TO
0 PLC ±.01		PRODUCT SPEC: 108-2292	SIZE: A100779C=6450860	
1 PLC ±.01		APPLICATION SPEC: 114-13251	SCALE: N/A	SHEET 18 OF 28
2 PLC ±.01		WEIGHT: -	REV: K2	
3 PLC ±.005		CUSTOMER DRAWING	SCALE: N/A	REV: K2
4 PLC ±.0020		FINISH: -	SCALE: N/A	REV: K2
ANGLES: ±2°		SCALE: N/A	SCALE: N/A	REV: K2

LOC	DIST	REV	DATE	BY	APPV
ES	00				
REVISIONS			DESCRIPTION	DATE	BY
			SEE SHEET 1		



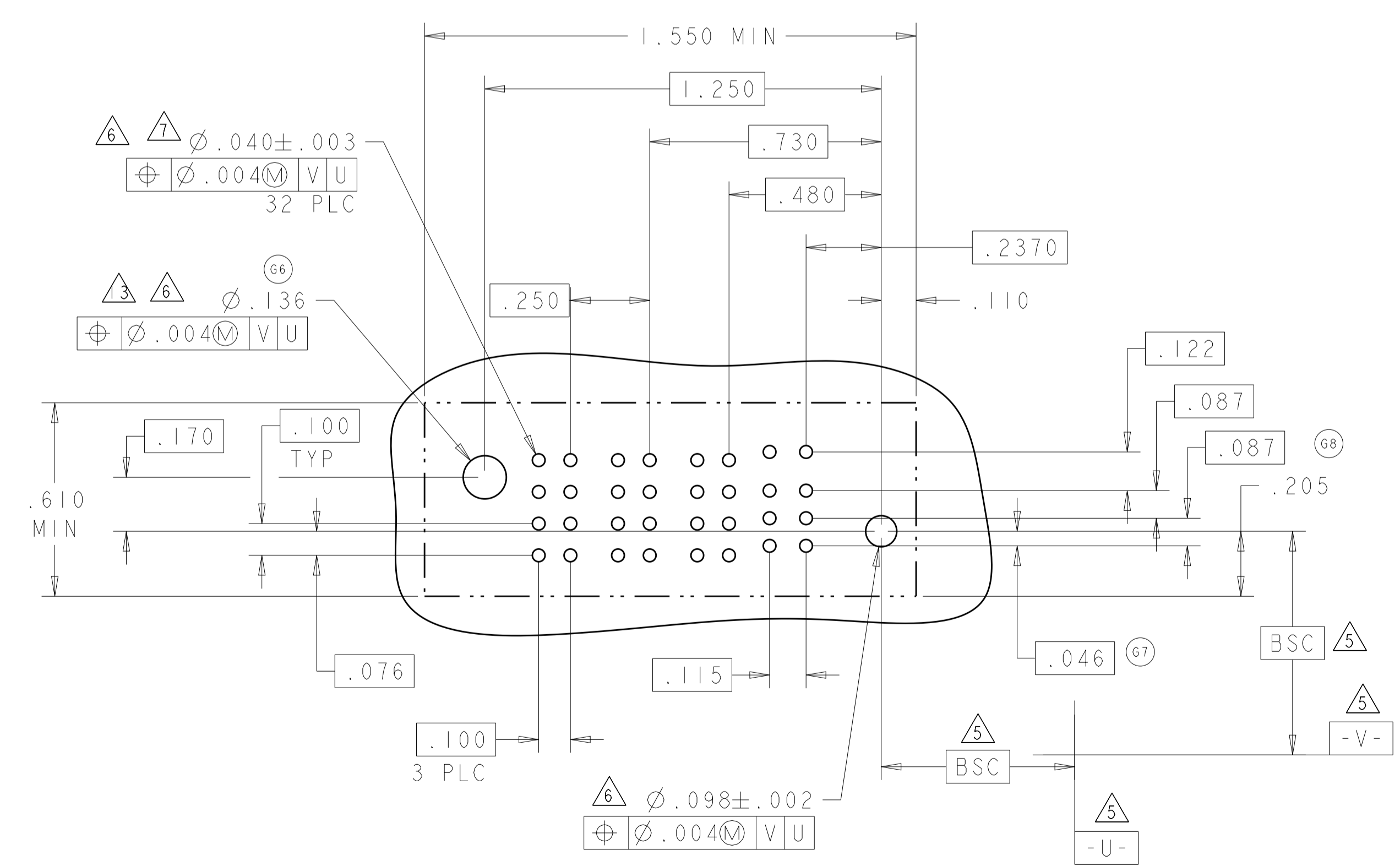
3-6450860-2



3-6450860-3

PART NUMBER	ROWS	POWER		SIGNAL				POWER	
		P4	P3	3	2	1	2	P2	P1
3-6450860-2	D C B A	GS	GS	AP	AP	AP	AP	GS	GS
		2P + 16S + 2P							

PART NUMBER	ROWS	POWER		SIGNAL		POWER	
		P4	P3	2	1	P2	P1
3-6450860-3	D C B A	GS	GS	AP	AP	LSI	LSI
		2LP + 8S + 2P					

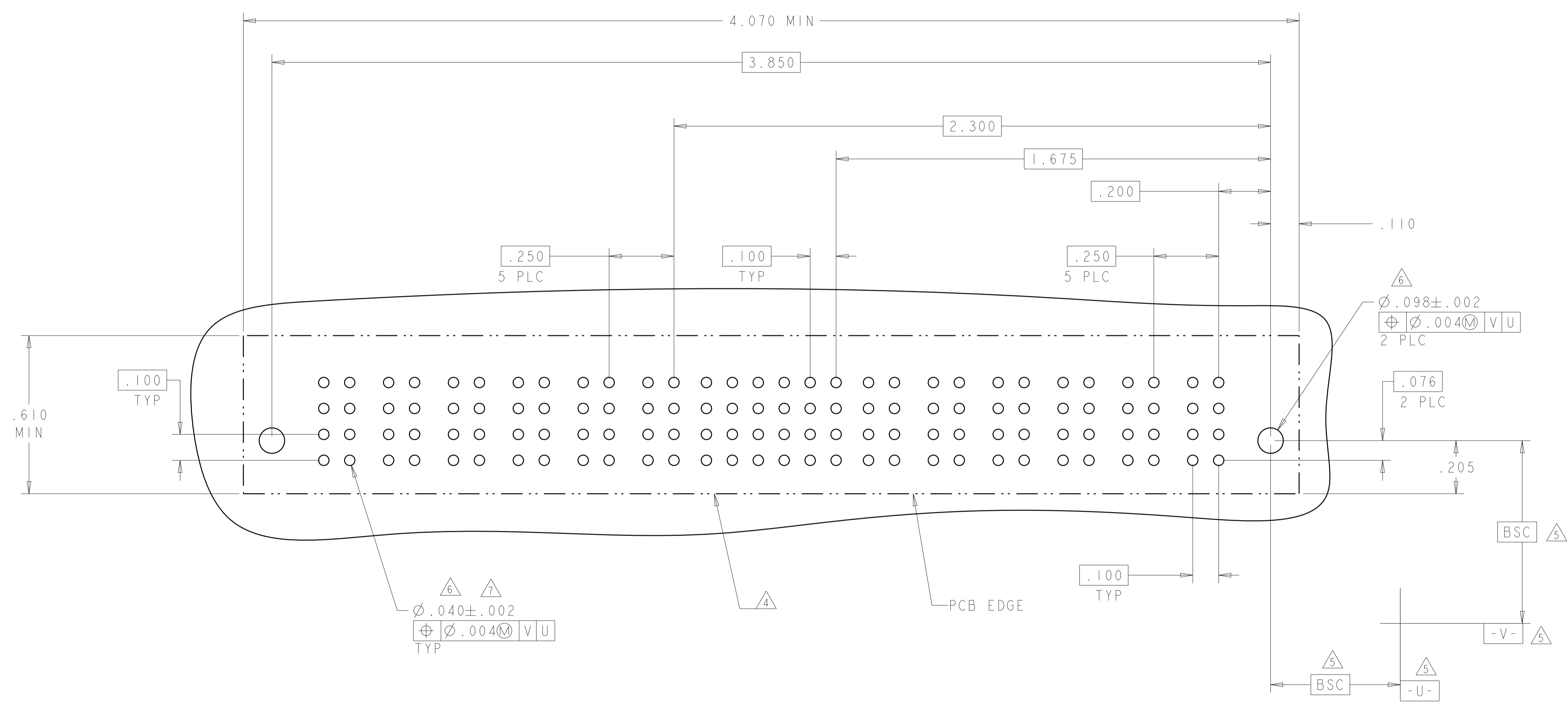


THIS DRAWING IS A CONTROLLED DOCUMENT.

DIMENSIONS:	TOLERANCES UNLESS OTHERWISE SPECIFIED:	OWN: D. ZHU	20DEC2007	STE TE Connectivity
INCHES	0 PLC ±.01 1 PLC ±.01 2 PLC ±.01 3 PLC ±.005 4 PLC ±.002 ANGLES ±.020	CHK: S. ZHAO	20DEC2007	
MATERIAL:	FINISH:	APVD: S. ZHAO	NAME: VER RECEPT ASSEMBLY SHORT GUIDES, PRESS FIT MULTI-BEAM XLE	RESTRICTED TO
		PRODUCT SPEC: 108-2292	SIZE: A1	CAGE CODE: 6450860
		APPLICATION SPEC: 114-13251	SCALE: N/A	SHEET 19 OF 28
		WEIGHT:	CUSTOMER DRAWING	REV: K2

LOC	DIST	REVISIONS			
P	LTN	DESCRIPTION	DATE	DMN	APVD
ES	00	SEE SHEET 1			

PART NUMBER	ROWS	POWER						SIGNAL						POWER					
		P12	P11	P10	P9	P8	P7	6	5	4	3	2	1	P6	P5	P4	P3	P2	P1
3-6450860-5	D							AP	AP	AP	AP	AP	AP						
	C							AP	AP	AP	AP	AP	AP						
	B	GS	GS	GS	GS	GS	GS	AP	AP	AP	AP	AP	AP	GS	GS	GS	GS	GS	GS
	A	HD						AP	AP	AP	AP	AP	AP						HD
6P + 24S + 6P																			



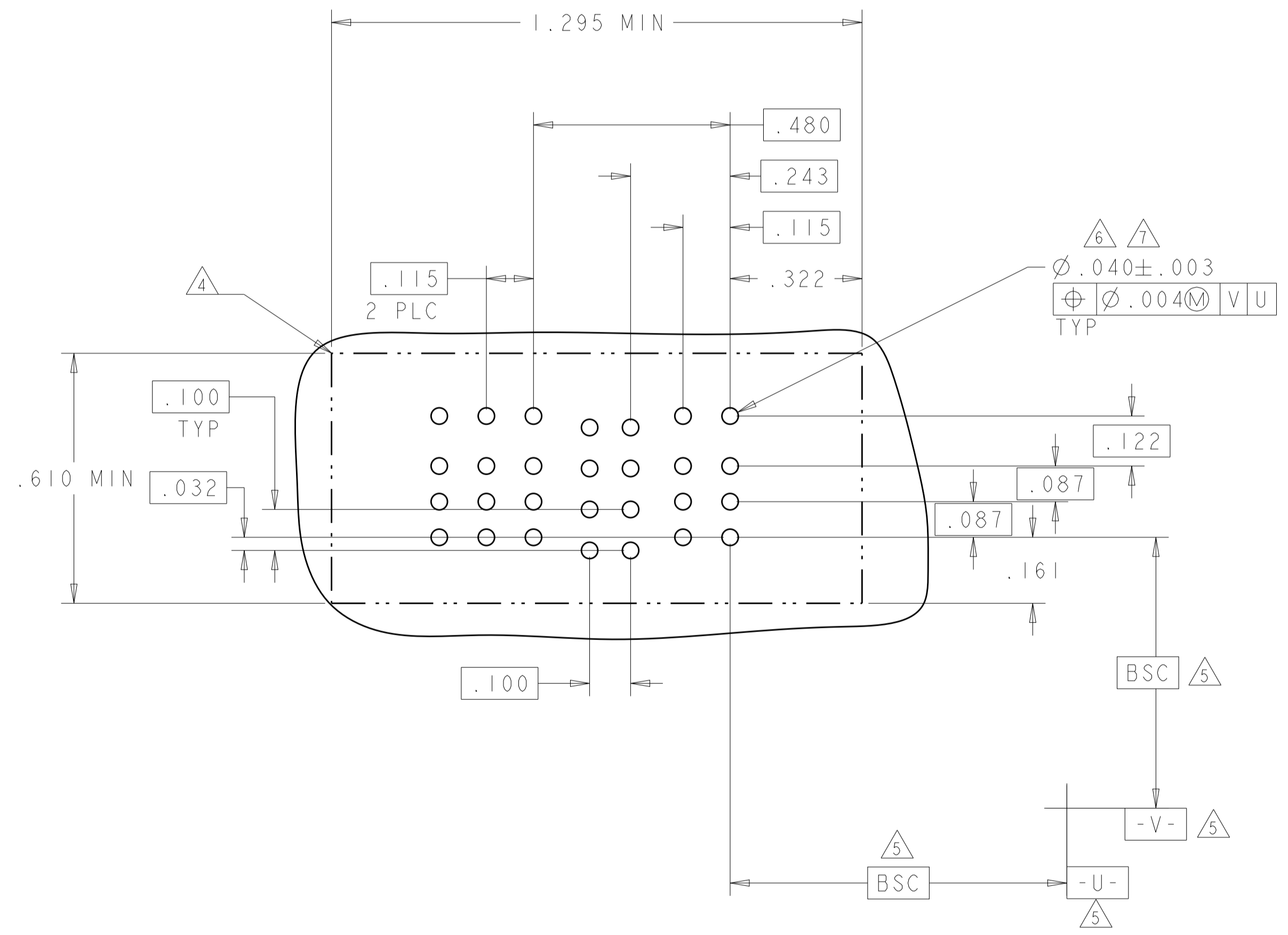
THIS DRAWING IS A CONTROLLED DOCUMENT.		DMN D. ZHU	Z0DEC2007	TE Connectivity
DIMENSIONS: INCHES		CHK S. ZHAO	Z0DEC2007	
		TOLERANCES UNLESS OTHERWISE SPECIFIED: 0 PLC ±. 1 PLC ±.01 2 PLC ±.01 3 PLC ±.005 4 PLC ±.0020 ANGLES ±.7°		NAME VER RECEP ASSEMBLY SHORT GUIDES, PRESS FIT MULTI-BEAM XLE
MATERIAL	FINISH	APVD S. ZHAO	PRODUCT SPEC 108-2292	RESTRICTED TO
		APPLICATION SPEC 114-13251	WEIGHT	SIZE A100779
		CUSTOMER DRAWING	SCALE N/A	SHEET 20 OF 28

LOC	DIST	REV	DATE	BY	APP'D
ES	00				

PART NUMBER	ROWS	POWER			SIGNAL		POWER	
		P5	P4	P3	2	1	P2	P1
3-6450860-4	D	LSI	LSI	LSI	AP	AP	LSI	LSI
	C				AP	AP		
	B				AP	AP		
	A				AP	AP		

2LP + 8S + 3LP

G3



PART NUMBER	ROWS	POWER		SIGNAL												POWER		
		P4	P3	12	11	10	9	8	7	6	5	4	3	2	1	P2	P1	
3-6450860-6	D	GS	GS	AP	AP	AP	AP	AP	AP	AP	AP	AP	AP	AP	AP	AP	AP	AP
	C			AP	AP	AP	AP	AP	AP	AP	AP	AP	AP	AP	AP	AP	AP	AP
	A			AP	AP	AP	AP	AP	AP	AP	AP	AP	AP	AP	AP	AP	AP	AP

2P + 48S + 2P

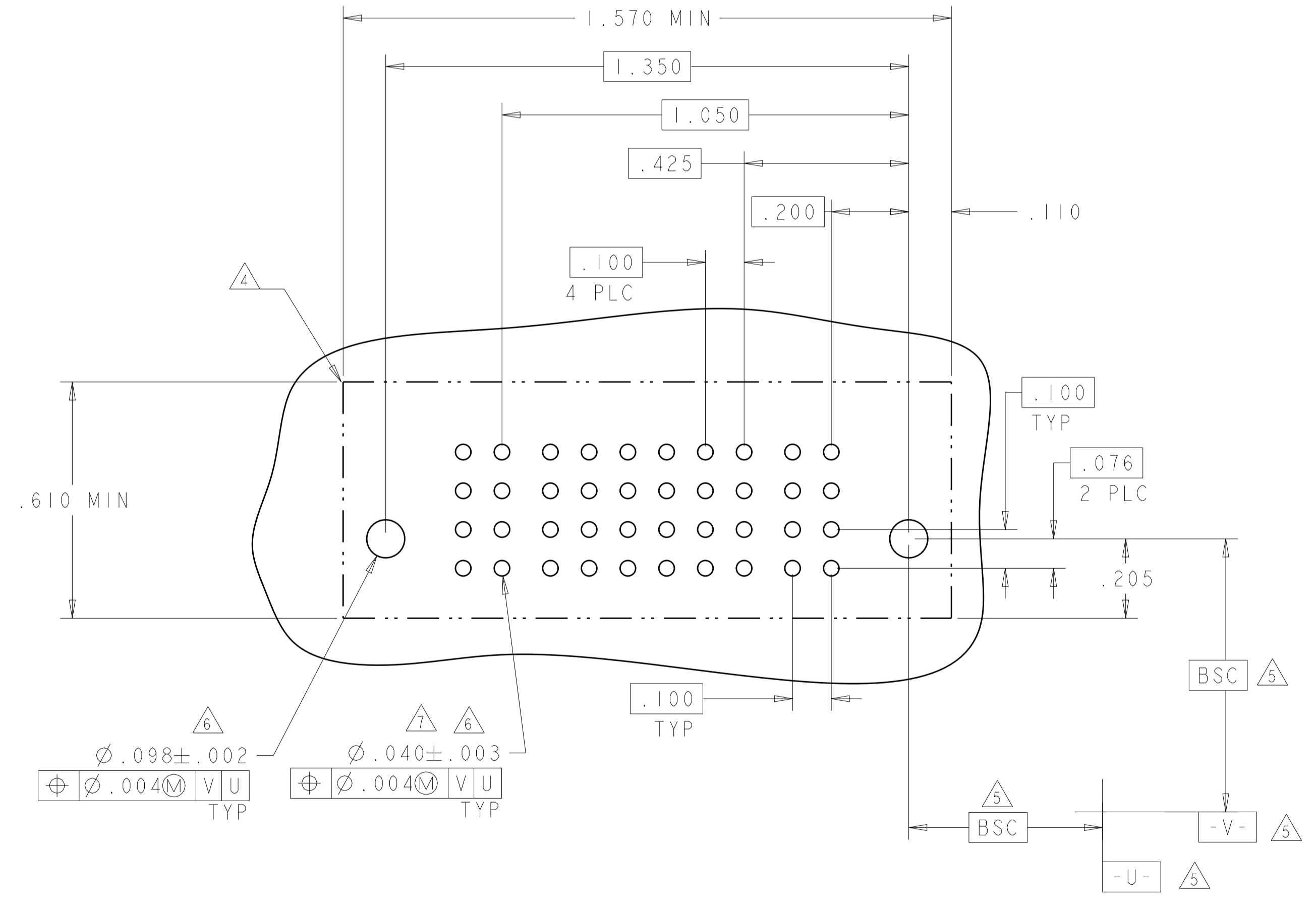


DIMENSIONS:		TOLERANCES UNLESS OTHERWISE SPECIFIED:		MATERIAL:		FINISH:		APPROVED:		REVISIONS:	
INCHES		0 PLC	±					OWN	D. ZHU	20DEC2007	
		2 PLC	±.01					CHK	S. ZHAO	20DEC2007	
		3 PLC	±.005					APVD	S. ZHAO		
		4 PLC	±.0020					NAME	VER RECEP ASSEMBLY SHORT GUIDES, PRESS FIT MULTI-BEAM XLE		
		ANGLES	±.0020					PRODUCT SPEC	108-2292		
								APPLICATION SPEC	114-13251		
								SIZE	A100779C=6450860		
								WEIGHT	-		
								CUSTOMER DRAWING	SCALE N/A SHEET 21 OF 28 REV K2		

LOC	DIST	REV	DATE	BY	APPD
ES	00				
DESCRIPTION			DATE	BY	APPD
SEE SHEET 1					

PART NUMBER	ROWS	POWER	SIGNAL			POWER			
			P1	3	2	1	LP4	LP3	LP2
3-6450860-9	D C B A	GS	AP	AP	AP	LSI	LSI	LSI	LSI
			AP	AP	AP				
			AP	AP	AP				
			AP	AP	AP				
4LP + 12S + IP									

PART NUMBER	ROWS	POWER	SIGNAL						POWER
			P2	6	5	4	3	2	
4-6450860-0	D C B A	GS	AP	AP	AP	AP	AP	AP	GS
			AP	AP	AP	AP	AP	AP	
			AP	AP	AP	AP	AP	AP	
			AP	AP	AP	AP	AP	AP	
IP + 24S + IP									



THIS DRAWING IS A CONTROLLED DOCUMENT.

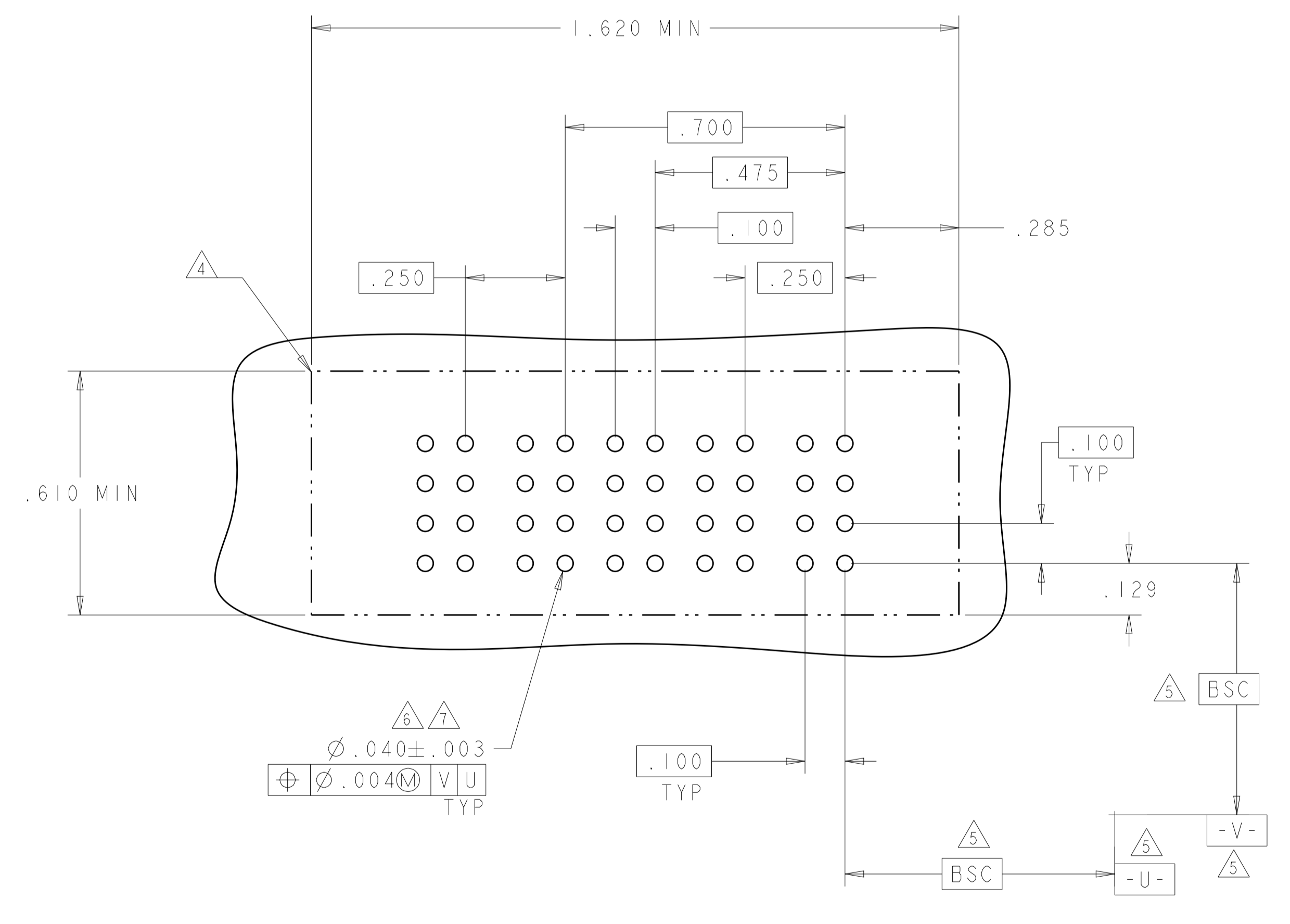
DWZ	20DEC2007	 TE Connectivity
CHK	S. ZHAO	
APVD	S. ZHAO	NAME
DIMENSIONS: INCHES TOLERANCES UNLESS OTHERWISE SPECIFIED: 0 PLC ±. 1 PLC ±.01 2 PLC ±.01 3 PLC ±.005 4 PLC ±.002 ANGLES ±.020 FINISH		PRODUCT SPEC 108-2292 APPLICATION SPEC 114-13251 WEIGHT
MATERIAL:		SIZE: CAGE CODE DRAWING NO A100779C=6450860 CUSTOMER DRAWING
SCALE: N/A		SHEET 22 OF 28 REV K2

LOC	DIST	REV	DATE	BY	APPD
ES	00				

REVISIONS			
REV	DATE	BY	APPD
-	-	-	-
SEE SHEET 1			

PART NUMBER	ROWS	POWER				SIGNAL					POWER								
		P8	P7	P6	P5	5	4	3	2	1	P4	P3	P2	P1					
4-6450860-1	D C B A	GS	GS	GS	GS	AP	AP	AP	AP	AP	GS	GS	GS	GS					
						AP	AP	AP	AP	AP									
						AP	AP	AP	AP	AP									
4HDP + 20S + 4HDP		HD		HD															

PART NUMBER	ROWS	POWER		SIGNAL		POWER	
		P4	P3	2	1	P2	P1
4-6450860-3	D C B A	GS	GS	AP	AP	GS	GS
				AP	AP		
				AP	AP		
2P + 8S + 2P		HD		HD		HD	



THIS DRAWING IS A CONTROLLED DOCUMENT.

DIMENSIONS: INCHES	TOLERANCES UNLESS OTHERWISE SPECIFIED:	OWN: D. ZHU CHK: S. ZHAO APPD: S. ZHAO	DATE: 20DEC2007
	0 PLC ± 1 PLC ±.01 2 PLC ±.01 3 PLC ±.005 4 PLC ±.002 ANGLES ±.020	PRODUCT SPEC 108-2292	APPLICATION SPEC 114-13251
MATERIAL	FINISH	WEIGHT	SCALE: N/A

STE TE Connectivity

VER RECEP ASSEMBLY
SHORT GUIDES, PRESS FIT
MULTI-BEAM XLE

SIZE: A1
CAGE CODE: 100779
DRAWING NO: 6450860

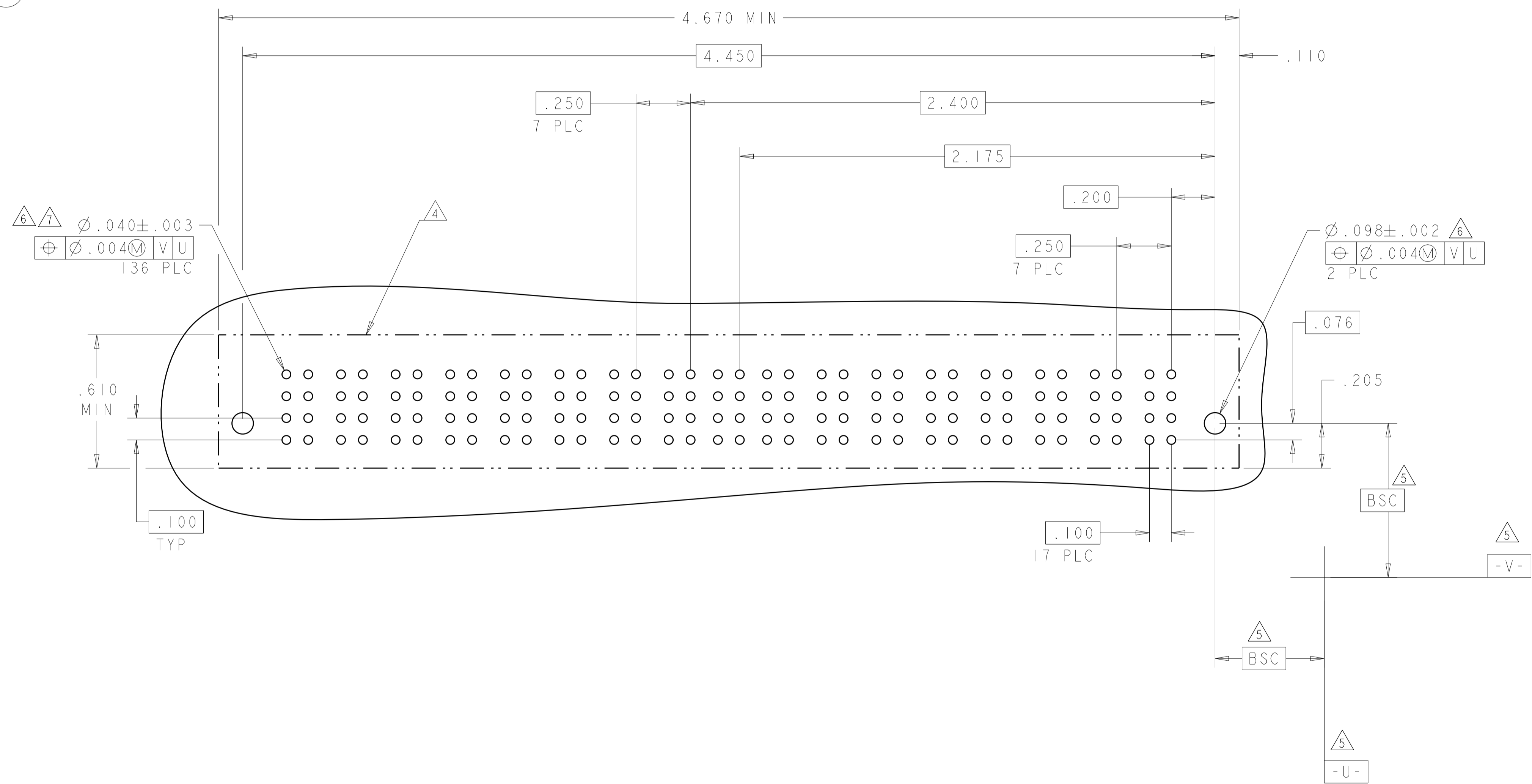
CUSTOMER DRAWING

SHEET 23 OF 28

LOC		DIST		REVISIONS			
ES	00	REV	DATE	DESCRIPTION	DATE	BY	APPV
		-		SEE SHEET 1			

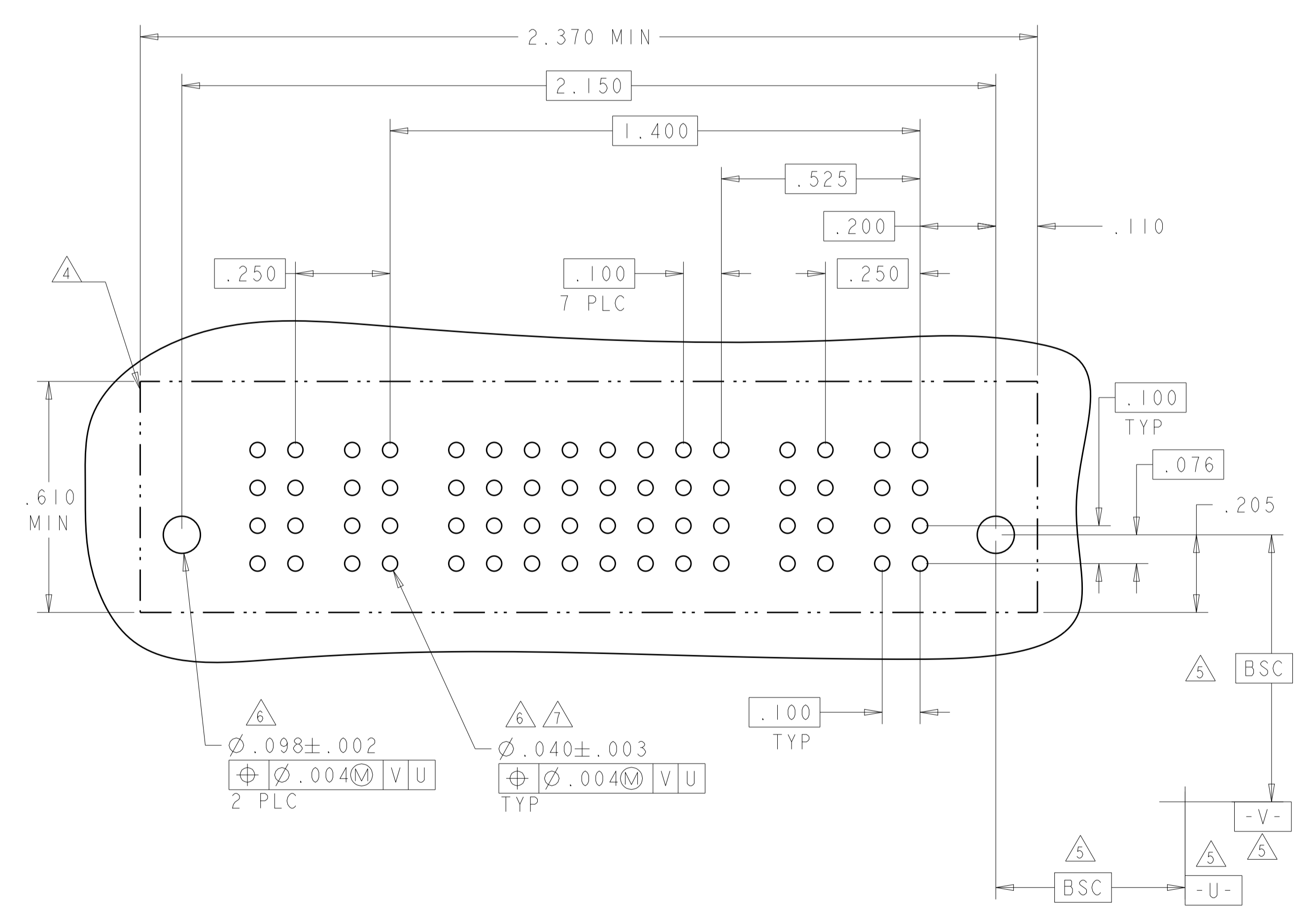
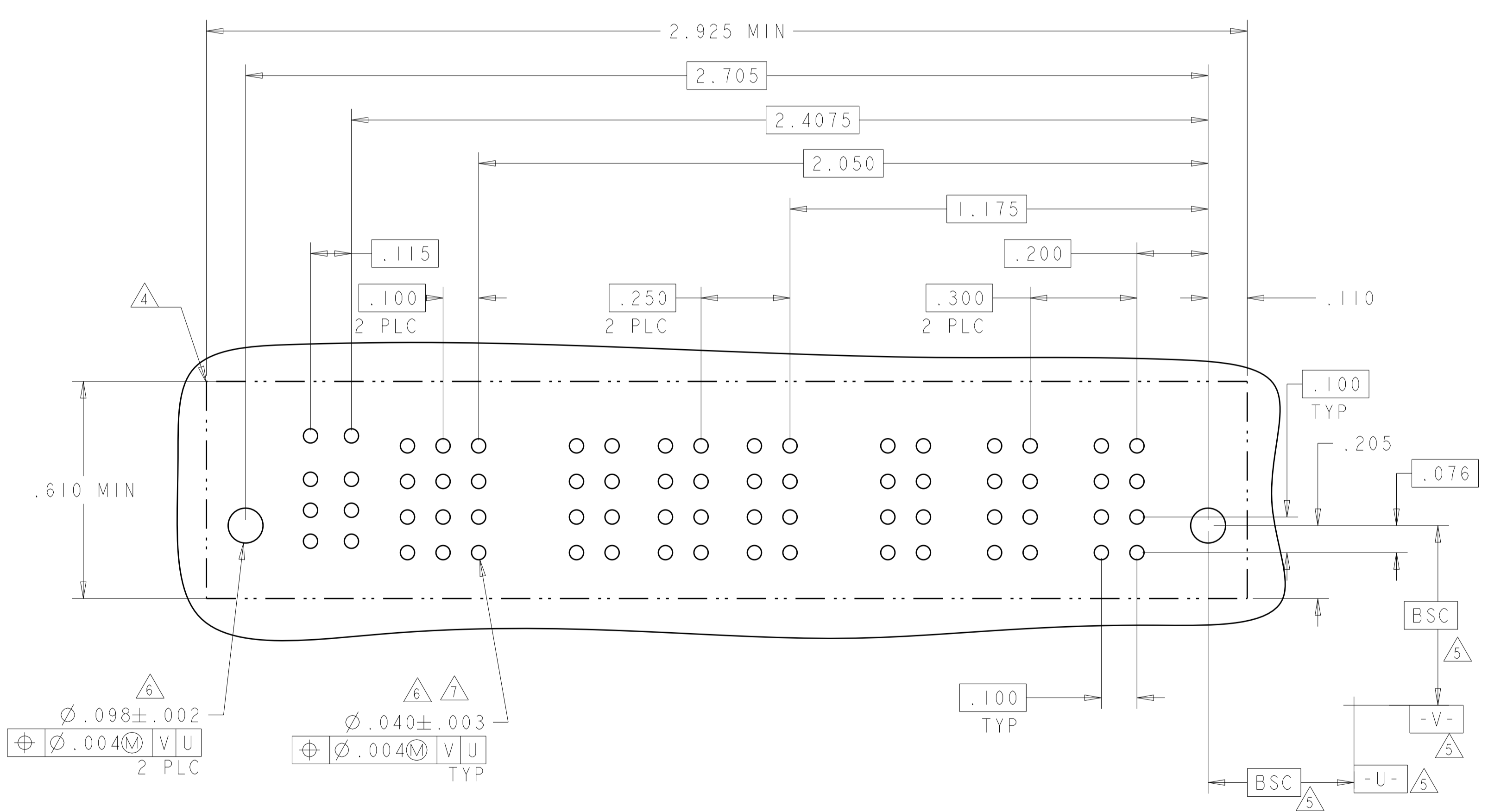
PART NUMBER	ROWS	POWER								SIGNAL		POWER							
		P16	P15	P14	P13	P12	P11	P10	P9	2	1	P8	P7	P6	P5	P4	P3	P2	P1
4-6450860-4	D C B A	GS	GS	GS	GS	GS	GS	GS	GS	AP	AP	GS	GS	GS	GS	GS	GS	GS	GS
		GS	GS	GS	GS	GS	GS	GS	GS	AP	AP	GS	GS	GS	GS	GS	GS	GS	GS
		GS	GS	GS	GS	GS	GS	GS	GS	AP	AP	GS	GS	GS	GS	GS	GS	GS	GS
		GS	GS	GS	GS	GS	GS	GS	GS	AP	AP	GS	GS	GS	GS	GS	GS	GS	GS
8P + 8S + 8P																			

J2



THIS DRAWING IS A CONTROLLED DOCUMENT.		OWN D. ZHU	Z0DEC2007		TE Connectivity
DIMENSIONS: INCHES		CHK S. ZHAO	Z0DEC2007		NAME VER RECEP ASSEMBLY SHORT GUIDES, PRESS FIT MULTI-BEAM XLE
TOLERANCES UNLESS OTHERWISE SPECIFIED:		APVD S. ZHAO	-	PRODUCT SPEC	
0 PLC ±		108-2292		APPLICATION SPEC	
1 PLC ±.01		114-13251		WEIGHT	
2 PLC ±.01		A100779C=6450860		SCALE N/A	
3 PLC ±.005		CUSTOMER DRAWING		SHEET 25 OF 28	
4 PLC ±.0020		SCALE N/A		REV K2	
ANGLES ±.2°		SCALE N/A		REV K2	
FINISH		SCALE N/A		REV K2	

LOC	DIST	REVISIONS			
P	LTN	DESCRIPTION	DATE	DMN	APVD
ES	00	SEE SHEET 1			



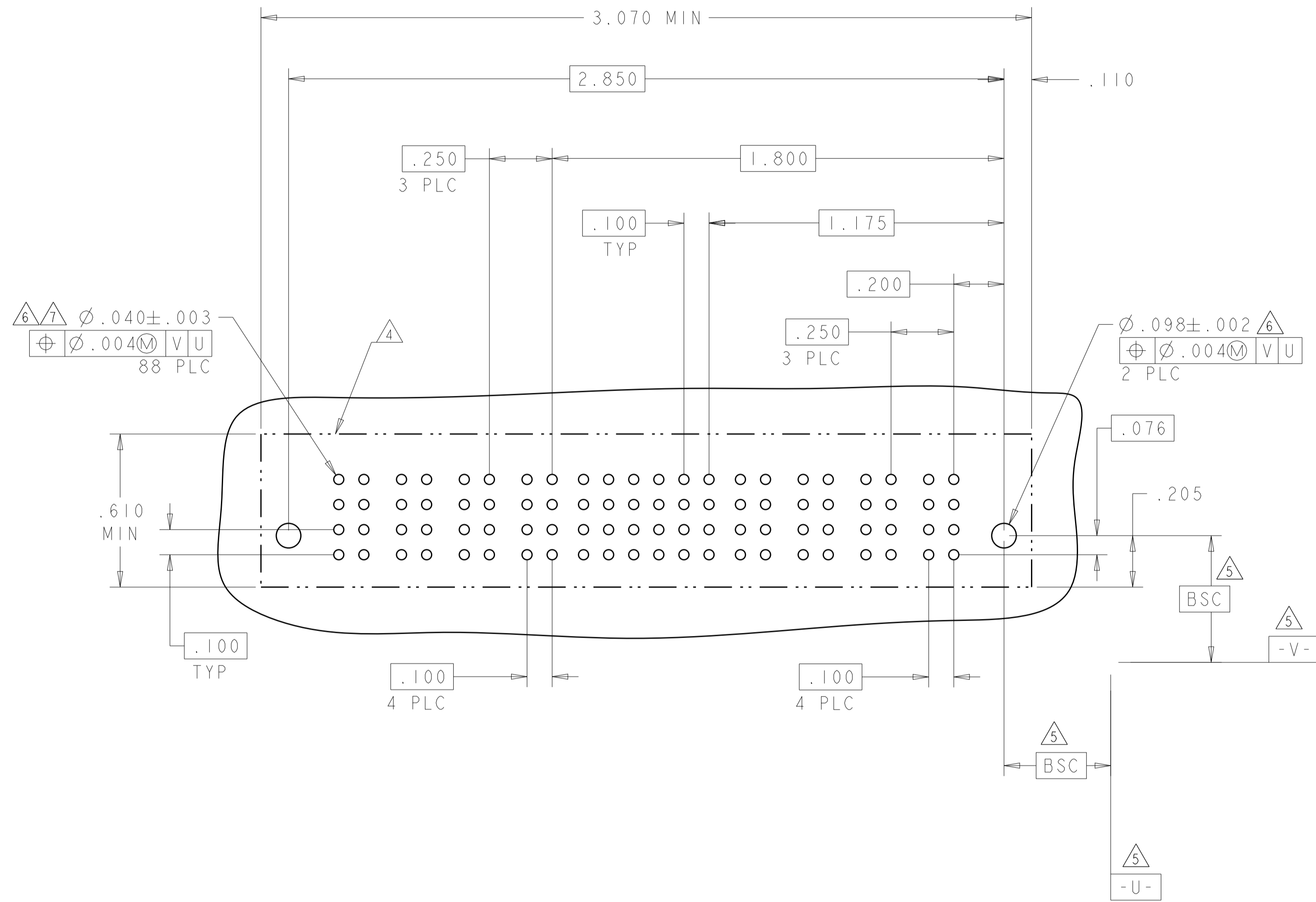
THIS DRAWING IS A CONTROLLED DOCUMENT.

DIMENSIONS:	TOLERANCES UNLESS OTHERWISE SPECIFIED:	OWN: D. ZHU	20DEC2007	STE TE Connectivity
INCHES	0 PLC ±.01 1 PLC ±.01 2 PLC ±.01 3 PLC ±.005 4 PLC ±.002 ANGLES ±.020	CHK: S. ZHAO	20DEC2007	
MATERIAL:	FINISH:	APVD: S. ZHAO	NAME: VER RECEPT ASSEMBLY SHORT GUIDES, PRESS FIT MULTI-BEAM XLE	RESTRICTED TO:
		PRODUCT SPEC: 108-2292	SIZE: A100779	SCALE: N/A
		APPLICATION SPEC: 114-13251	CAGE CODE: 6450860	SHEET 26 OF 28
		WEIGHT:	CUSTOMER DRAWING	REV: K2

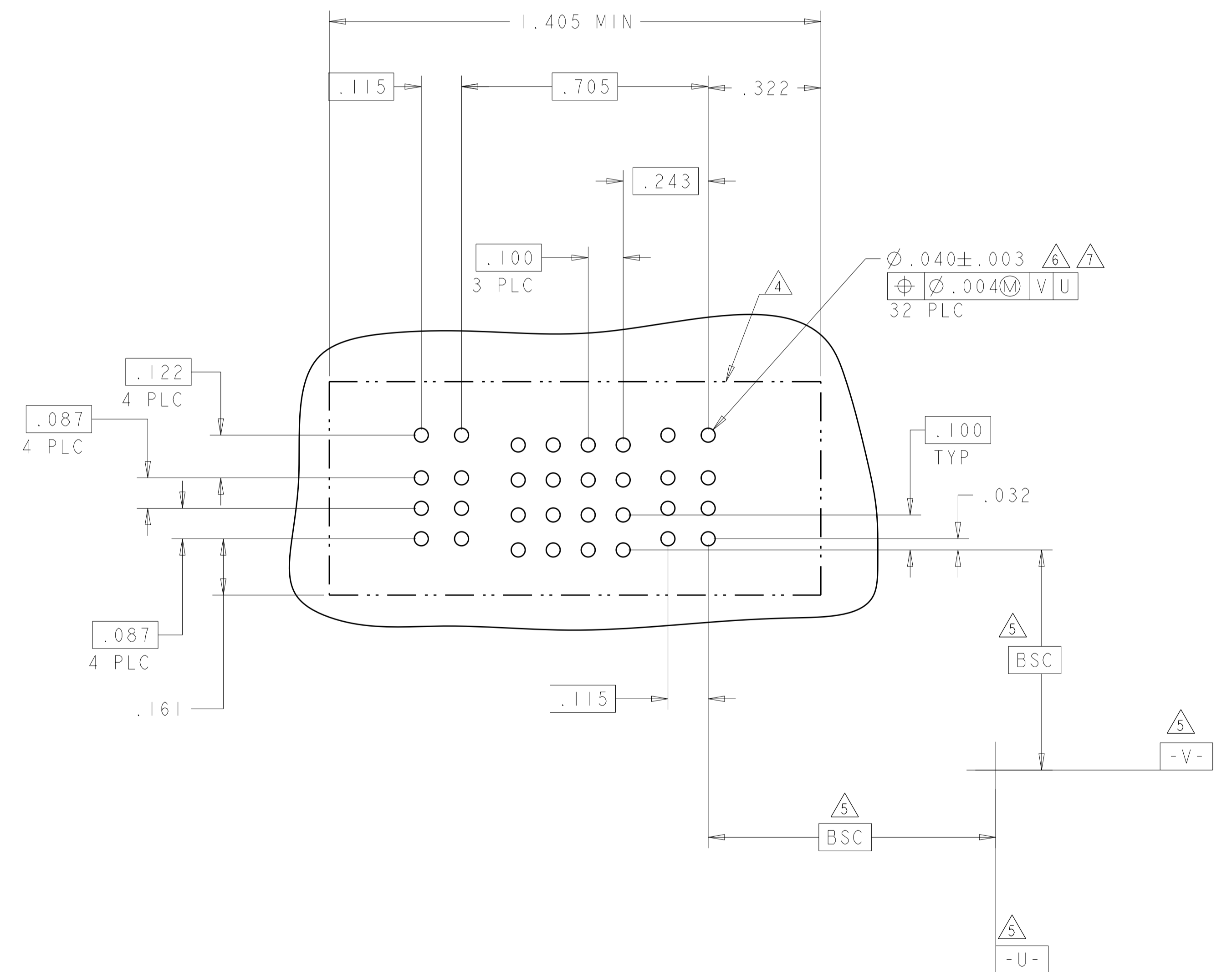
LOC		DIST		REVISIONS			
ES	00	P	LTN	DESCRIPTION	DATE	OWN	APVD
		-		SEE SHEET 1			

PART NUMBER	ROWS	POWER				SIGNAL					POWER				
		P8	P7	P6	P5	6	5	4	3	2	1	P4	P3	P2	P1
4-6450860-7	D	GS	GS	GS	GS	AP	AP	AP	AP	AP	AP	GS	GS	GS	GS
	C					AP	AP	AP	AP	AP					
	B					AP	AP	AP	AP	AP					
	A					AP	AP	AP	AP	AP					
4P + 24S + 4P															

PART NUMBER	ROWS	LOW POWER		SIGNAL				LOW POWER	
		P4	P3	4	3	2	1	P2	P1
4-6450860-8	D	LS1	LS1	AP	AP	AP	AP	LS1	LS1
	C			AP	AP	AP	AP		
	B			AP	AP	AP	AP		
	A			AP	AP	AP	AP		
2LP + 16S + 2LP									



J9



THIS DRAWING IS A CONTROLLED DOCUMENT.		OWN: D. ZHU	20DEC2007	TE Connectivity
DIMENSIONS: INCHES		CHK: S. ZHAO	20DEC2007	
TOLERANCES UNLESS OTHERWISE SPECIFIED:		APVD: S. ZHAO		NAME: VER RECEPT ASSEMBLY SHORT GUIDES, PRESS FIT MULTI-BEAM XLE
0 PLC ±.01 1 PLC ±.01 2 PLC ±.01 3 PLC ±.005 4 PLC ±.002 ANGLES ±.020 FINISH		PRODUCT SPEC: 108-2292	APPLICATION SPEC: 114-13251	SIZE: A1
MATERIAL: -		WEIGHT: -	CAGE CODE: 6450860	RESTRICTED TO: -
CUSTOMER DRAWING		SCALE: N/A		SHEET 27 OF 28 REV: K2

LOC	DIST	REVISIONS			
P	LTN	DESCRIPTION	DATE	DWN	APVD
-	-	SEE SHEET 1	-	-	-

PART NUMBER	ROWS	POWER		SIGNAL						POWER		
		P4	P3	6	5	4	3	2	1	P2	P1	
5-6450860-2	D	GS	GS	AP	AP	AP	AP	AP	AP	GS	GS	HD
	C			AP	AP	AP	AP	AP	AP			
	B			AP	AP	AP	AP	AP	AP			
	A			AP	AP	AP	AP	AP	AP			
2P + 24S + 2P												



THIS DRAWING IS A CONTROLLED DOCUMENT.		DWN: D. ZHU	ZODEC2007	 TE Connectivity
DIMENSIONS: INCHES		CHK: S. ZHAO	ZODEC2007	
TOLERANCES UNLESS OTHERWISE SPECIFIED:		APVD: S. ZHAO	-	NAME: VER RECEP ASSEMBLY
0 PLC ±.01		PRODUCT SPEC: 108-2292		SHORT GUIDES, PRESS FIT
1 PLC ±.01		APPLICATION SPEC: 114-13251		MULTI-BEAM XLE
2 PLC ±.005		SIZE: A1		CAGE CODE: 00779
3 PLC ±.005		DRAWING NO: 6450860		RESTRICTED TO: -
4 PLC ±.0020		WEIGHT: -		SCALE: N/A
ANGLES: ±2°		CUSTOMER DRAWING		SHEET 28 OF 28
FINISH: -		REV: K2		

单击下面可查看定价，库存，交付和生命周期等信息

[>>TE Connectivity\(泰科\)](#)