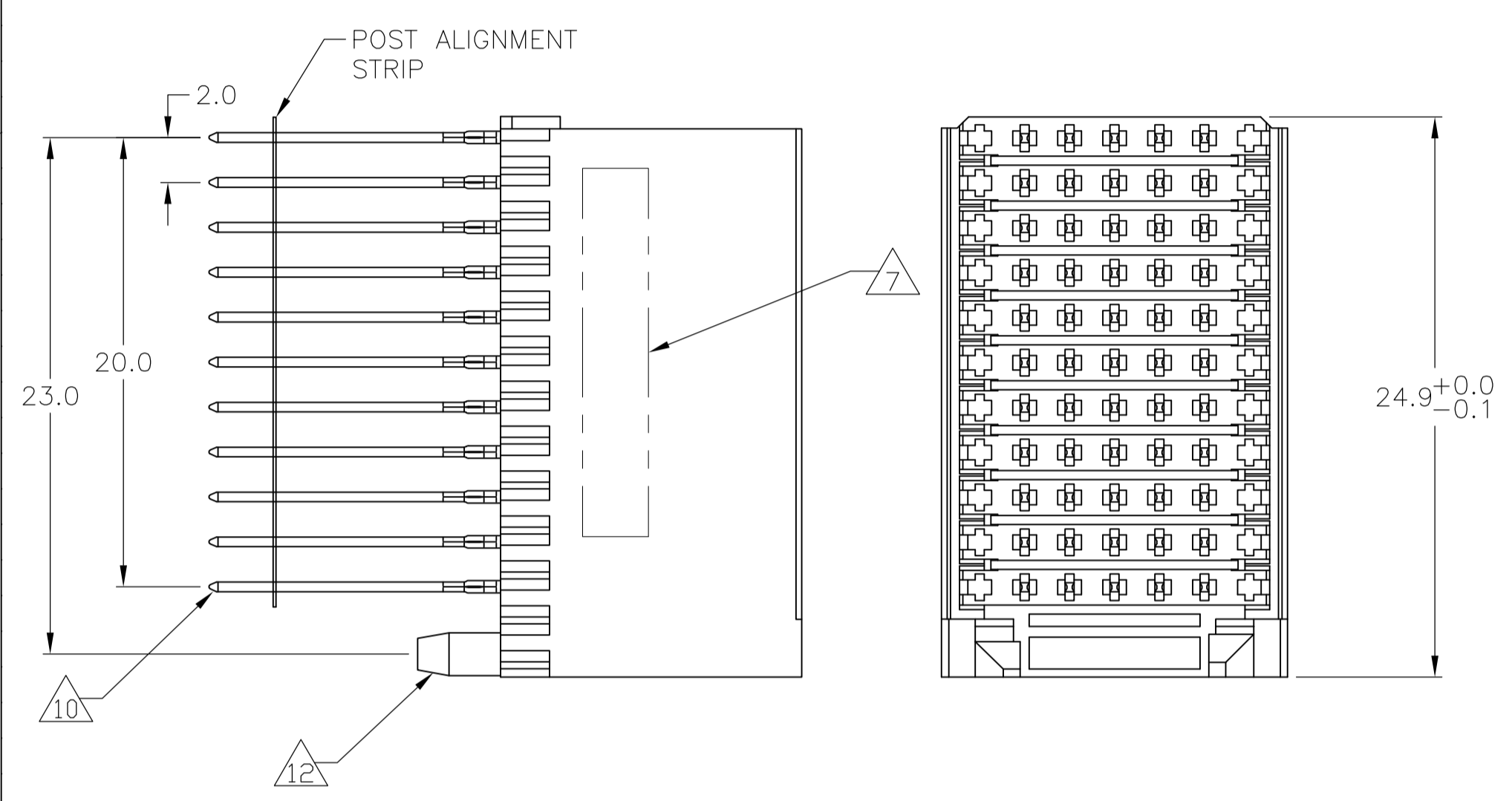
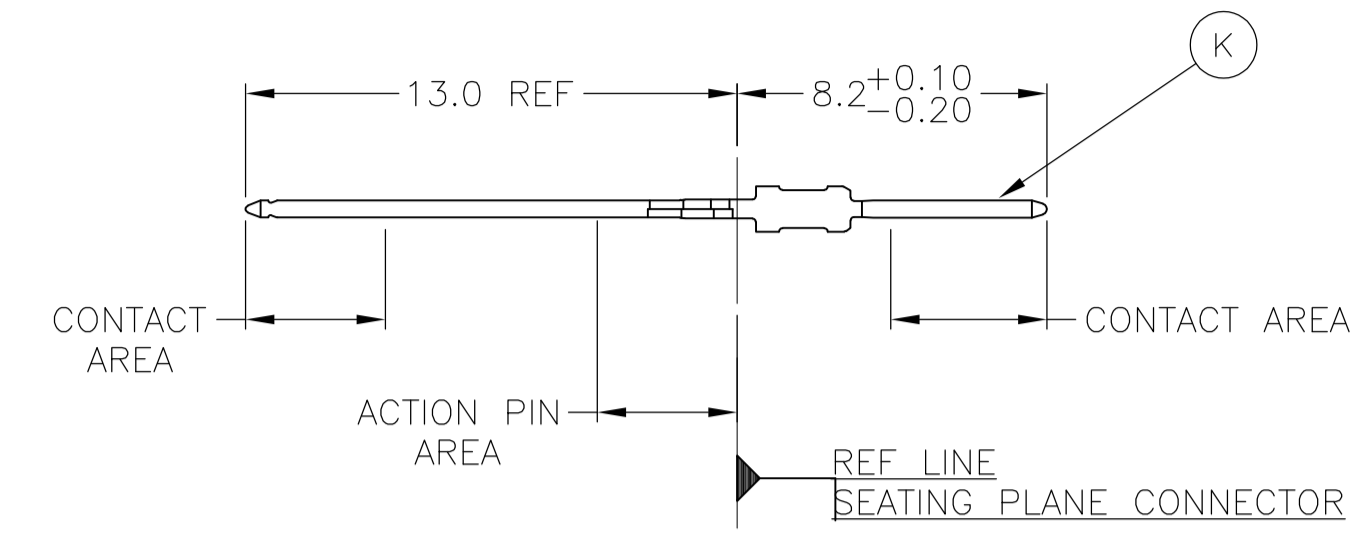


LOC		DIST		REVISIONS			
AD	00	REV	PER	DESCRIPTION	DATE	BY	APPROV
C1		REV	PER	ECR-10-000662	18JAN2010	JY	SY
D		ECR-10-018652			10SEP10	SW	MQW

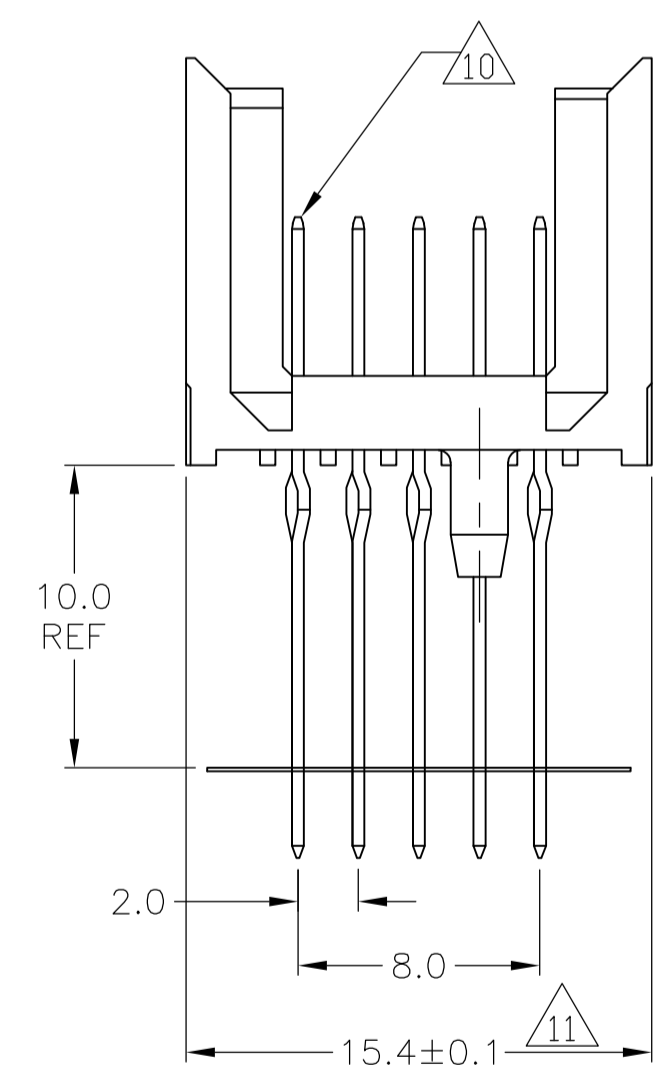
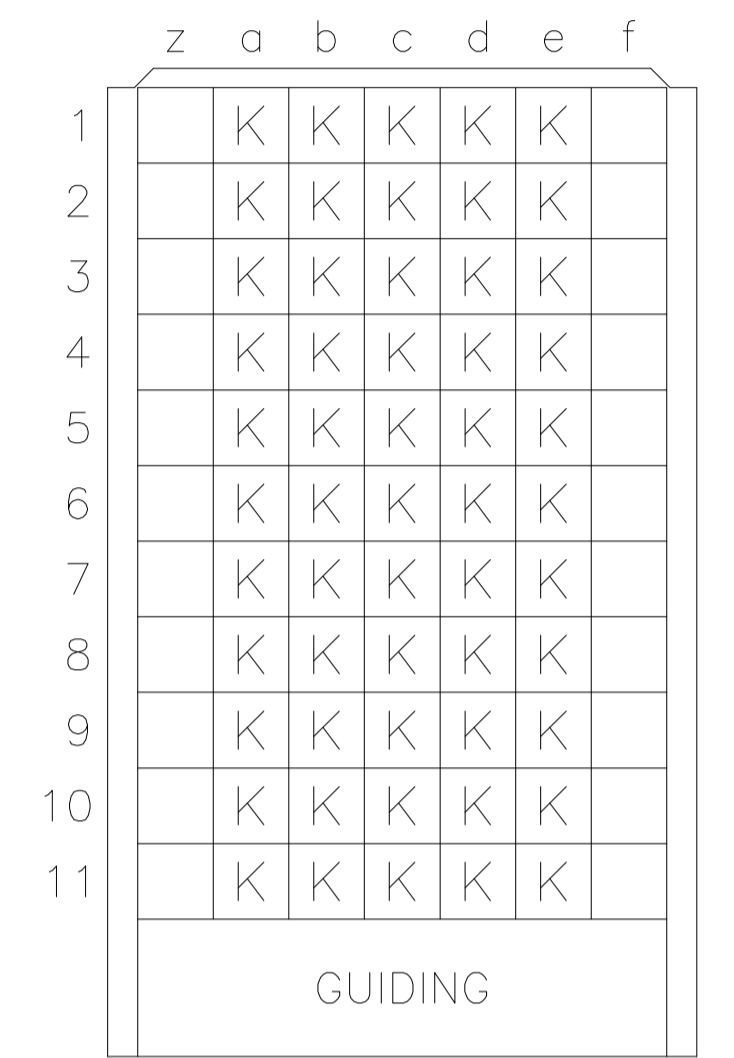
CONNECTOR ASSEMBLY EXAMPLARY LOADED



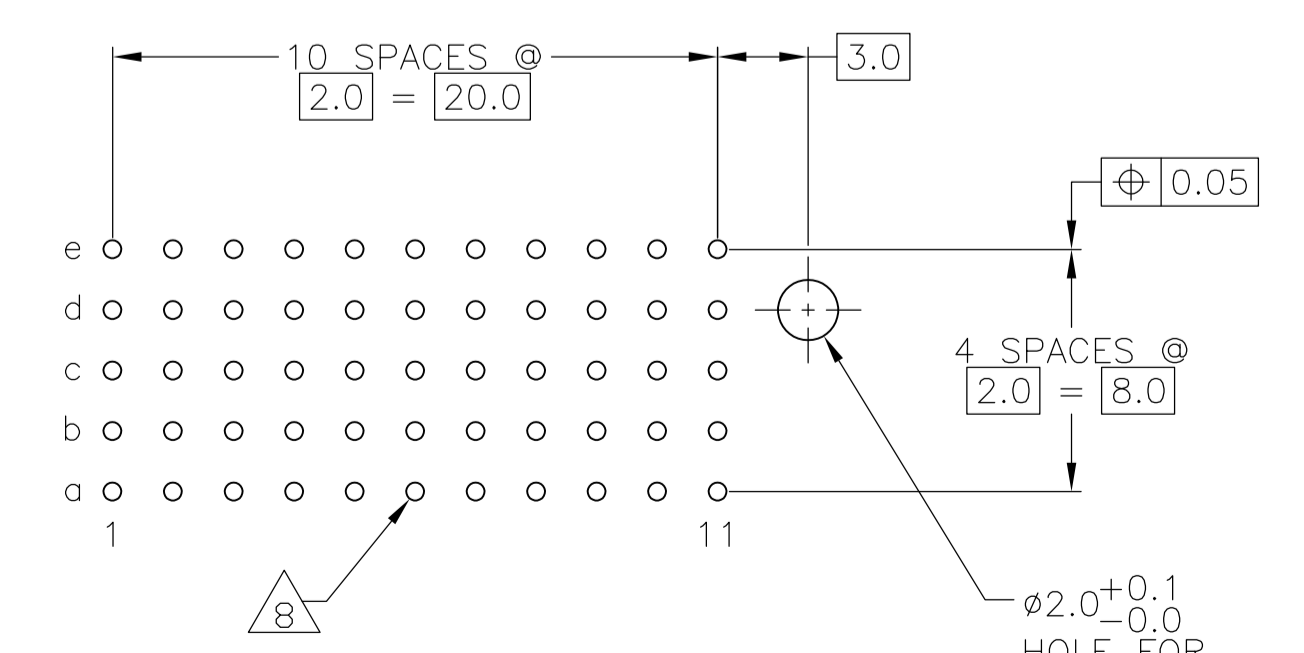
CONTACT DIMENSIONS SCALE 5:1



CONTACT LAYOUT



RECOMMENDED PCB-HOLE LAYOUT COMPONENT SIDE SHOWN



PLATED THRU HOLES PARAMETERS REFERENCE APPLICATION SPECIFICATION

2 3 14	3-106303-0
2 6 13	1-106303-9
2 5 13	106303-9
2 4	106303-4
2 3	106303-1
FINISH	PART NUMBER

THIS DRAWING IS A CONTROLLED DOCUMENT.		DIN B CARBO 24JAN05		Tyco Electronics Corporation	
DIMENSIONS: mm		GSKIPPER 24JAN05		Harrisburg, Pa 17105-3608	
TOLERANCES UNLESS OTHERWISE SPECIFIED:		GSKIPPER 24JAN05		NAME	
0-PLC ±		GSKIPPER 24JAN05		MALE ASSEMBLY, Z-PACK 2mm HM, TYPE C	
1-PLC ± 0.2		GSKIPPER 24JAN05		APPLICATION SPEC	
2-PLC ± 0.052		GSKIPPER 24JAN05		108-19082	
3-PLC ± 0.005		GSKIPPER 24JAN05		APPLICATION SPEC	
4-PLC ± 0.005		GSKIPPER 24JAN05		114-19029	
ANGLES ± 0.30°		GSKIPPER 24JAN05		SIZE	
MATERIAL		GSKIPPER 24JAN05		CAGE CODE	
SEE TABLE		GSKIPPER 24JAN05		DRAWING NO	
1		GSKIPPER 24JAN05		A1 00779	
		GSKIPPER 24JAN05		DRAWING NO	
		GSKIPPER 24JAN05		106303	
		GSKIPPER 24JAN05		RESTRICTED TO	
		GSKIPPER 24JAN05		-	
		GSKIPPER 24JAN05		CUSTOMER DRAWING	
		GSKIPPER 24JAN05		SCALE 4:1	
		GSKIPPER 24JAN05		SHEET 1 OF 2	
		GSKIPPER 24JAN05		REV D	

LOC		DIST		REVISIONS			
IF	LTR	DESCRIPTION	DATE	DRN	APVD		
AD	00	SEE SHEET 1	-	-	-		

- 1 MATERIAL:
CONTACT: PHOSPHOR BRONZE.
HOUSING: GLASS-FILLED POLYESTER.
- 2 GENERAL PLATING SPECIFICATION: UNDERPLATING
(ENTIRE CONTACT): 1.27µm MIN NICKEL AND ACTION
PIN: 0.5µm MIN TIN LEAD.
FOR PLATING OF MATING SURFACES SEE APPLICABLE
SPECIFICATION REFERENCE FOR EACH DASH NUMBER.
- 3 CONFORMS TO ALL TESTING ACCORDING TO IEC 61076-4-101
PERFORMANCE LEVEL 2.
- 4 CONFORMS TO ALL TESTING ACCORDING TO IEC 61076-4-101
PERFORMANCE LEVEL 1.
- 5 CONNECTOR TESTED AND QUALIFIED AGAINST TELCORDIA GR-1217-CORE QUALITY LEVEL 3,
CENTRAL OFFICE APPLICATIONS.
- 6 CONNECTOR TESTED AND QUALIFIED AGAINST TELCORDIA GR-1217-CORE QUALITY LEVEL 3,
UNCONTROLLED ENVIROMENT APPLICATIONS.
- 7 CONNECTOR MARKED WITH PART NUMBER AND DATE CODE.
ADDITIONAL CHARACTERS OR MARKINGS, AS WELL AS THE LOCATION OF THE MARKINGS,
MAY BE ADDED FOR TRACEABILITY BASED UPON MANUFACTURERS DISCRETION.
- 8 PLATED-THROUGH HOLES AT 2x2mm SQUARE GRID
PATTERN DEFINED BY CONTACT LAYOUT.
- 9 FOR ACTUAL PIN LOADING SEE "CONTACT LAYOUT".
- 10 FOR ACTUAL PIN DIMENSIONS SEE "CONTACT DIMENSIONS".
- 11 TO BE MEASURED AT BOTTOM OF SHROUD.
- 12 LOCATION PEG.
- 13 CONNECTOR LUBRICATED WITH BELCORE APPROVED LUBRICANT,
TECHNICAL REFERENCE: TR-NWT-001217 ISSUE 1, SEP 1992.
- 14 0.76µm MIN GOLD PLATING AT MATING SURFACES.

THIS DRAWING IS A CONTROLLED DOCUMENT.		DRN B CARBO 24JAN05	Tyco Electronics Corporation Harrisburg, Pa 17105-3608	
DIMENSIONS: mm		CHK G.SKIPPER 24JAN05	NAME G.SKIPPER 24JAN05	
TOLERANCES UNLESS OTHERWISE SPECIFIED: 0-PLC ± 1-PLC ±0.2 2-PLC ±0.02 3-PLC ±0.005 4-PLC ± ANGLES ±0.30°		PRODUCT SPEC 108-19082		MALE ASSEMBLY, Z-PACK 2mm HM, TYPE C
MATERIAL SEE SHEET 1		APPLICATION SPEC 114-19029		RESTRICTED TO -
FINISH SEE SHEET 1		SIZE A1	CAGE CODE 00779	DRAWING NO 106303
CUSTOMER DRAWING		WEIGHT -	SCALE 4:1	SHEET 2 OF 2

单击下面可查看定价，库存，交付和生命周期等信息

[>>TE Connectivity\(泰科\)](#)