

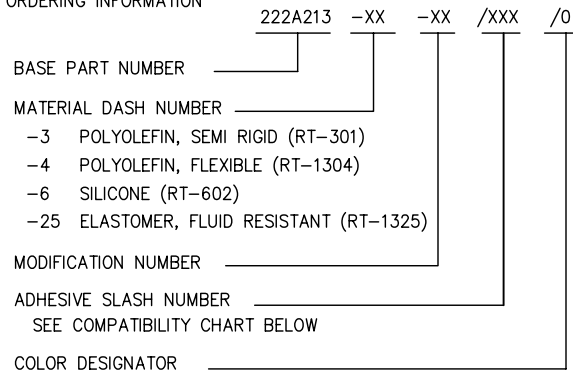
**NOTES**

- ALL DIMENSIONS ARE IN  $\frac{\text{INCHES}}{[\text{MILLIMETERS}]}$ ;  $\frac{\text{lbs}}{[\text{grams}]}$
- DIMENSIONS APPEARING IN TABLE ARE AS FOLLOWS:
  - a - AS SUPPLIED
  - b - AFTER UNRESTRICTED RECOVERY

**3** COATING (ADHESIVE): IS OPTIONAL AS SUPPLIED DIMENSIONS APPEARING IN TABLE ARE FOR UNCOATED PARTS. WHEN COATING IS ADDED, ENTRY DIAMETER WILL BE REDUCED BY .06 [1.5] MAX.

**4** MOLDING PORTS ARE OPTIONAL. WHEN -00 MODIFICATION NUMBER IS SPECIFIED MOLDING PORTS WILL BE LOCATED AS SHOWN.

**5. ORDERING INFORMATION**

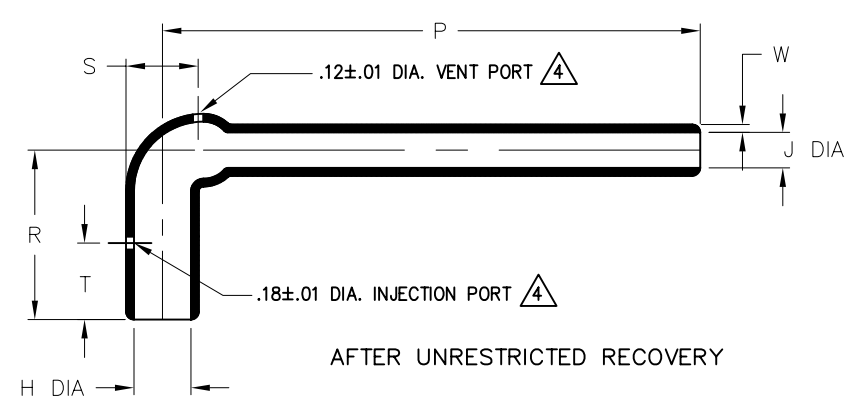
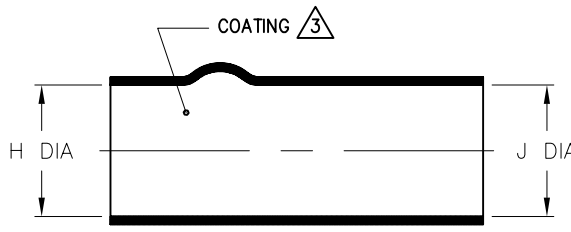


If this document is printed it becomes uncontrolled. Check for the latest revision

**TABLE OF DIMENSIONS**

PART DESCRIPTION	H		J			P	R	S	T	W	WEIGHT
	MIN a	MAX b	MIN -3,-4,-25 a	MIN -6 a	MAX b	±10% b	±10% b	±10% b	±10% b	±20% b	±10% b
222A213	<u>1.34</u> [34,0]	<u>.51</u> [13,0]	<u>1.34</u> [34,0]	<u>.79</u> [20,1]	<u>.32</u> [8,1]	<u>5.00</u> [127,0]	<u>1.25</u> [31,8]	<u>.54</u> [13,7]	<u>.51</u> [13,0]	<u>.09</u> [2,29]	<u>.031</u> [14,1]
222A224	<u>1.58</u> [40,1]	<u>.61</u> [15,5]	<u>1.58</u> [40,1]	<u>.93</u> [23,6]	<u>.38</u> [9,7]	<u>5.50</u> [139,7]	<u>1.50</u> [38,1]	<u>.63</u> [16,0]	<u>.62</u> [15,8]	<u>.09</u> [2,29]	<u>.040</u> [18,1]
222A234	<u>1.69</u> [42,9]	<u>.64</u> [16,3]	<u>1.69</u> [42,9]	<u>1.00</u> [25,4]	<u>.40</u> [10,2]	<u>6.00</u> [152,4]	<u>1.62</u> [41,2]	<u>.65</u> [16,5]	<u>.66</u> [16,8]	<u>.09</u> [2,29]	<u>.042</u> [19,1]
222A245	<u>2.01</u> [51,1]	<u>.77</u> [19,6]	<u>2.01</u> [51,1]	<u>1.19</u> [30,2]	<u>.48</u> [12,2]	<u>6.50</u> [165,1]	<u>1.87</u> [47,5]	<u>.76</u> [19,3]	<u>.77</u> [19,6]	<u>.09</u> [2,29]	<u>.055</u> [24,9]
222A255	<u>2.55</u> [64,8]	<u>.96</u> [24,4]	<u>2.55</u> [64,8]	<u>1.50</u> [38,1]	<u>.60</u> [15,2]	<u>7.00</u> [177,8]	<u>2.44</u> [62,0]	<u>.94</u> [23,9]	<u>1.00</u> [25,4]	<u>.09</u> [2,29]	<u>.066</u> [29,9]

REVISIONS		
LTR	DESCRIPTION	DATE
E	ECO-10-000578	01/11/2010



**COMPATIBILITY CHART**

MATERIAL DASH NO.	ADHESIVE (COATING) SLASH NUMBER	ADHESIVE (COATING) S NUMBER
-3	/42	S-1017
-4	/42	S-1017
-6	N/A	N/A
-25	/225	S-1206

UNLESS OTHERWISE SPECIFIED DIMENSIONS ARE INCHES. METRIC DIMENSIONS ARE IN BRACKETS.

DECIMAL TOLERANCES

.XXX ± 0.005 [0.13 mm]

.XX ± 0.01 [0.25 mm]

X ± 0.1 [0.50 mm]

ANGLE TOLERANCE

.X ± 1 DEG.

TYCO ELECTRONICS RESERVES THE RIGHT TO AMEND THIS DRAWING AT ANY TIME. USERS SHOULD EVALUATE THE SUITABILITY OF THE PRODUCT FOR THEIR APPLICATION.

© 1989-2010 Tyco Electronics Corporation. All rights reserved.

DRAWN  
UNGUYEN

APPROVED  
DHURRELL

THIRD ANGLE PROJECTION

**Raychem Molded Parts**  
305 Constitution Dr  
Menlo Park, CA 94025

**Tyco Electronics**

TITLE  
**BOOT, 90 DEGREE, LONG**

SIZE B

CODE IDENT. NO. 06090

DWG. NO. 222A213thru255

DO NOT SCALE THIS DRAWING

SHEET 1 OF 1

单击下面可查看定价，库存，交付和生命周期等信息

[>>TE Connectivity\(泰科\)](#)