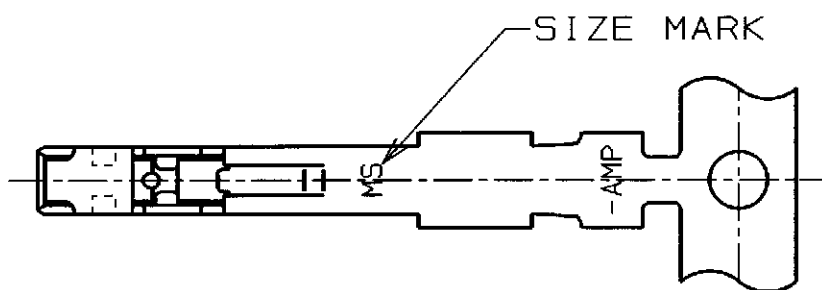
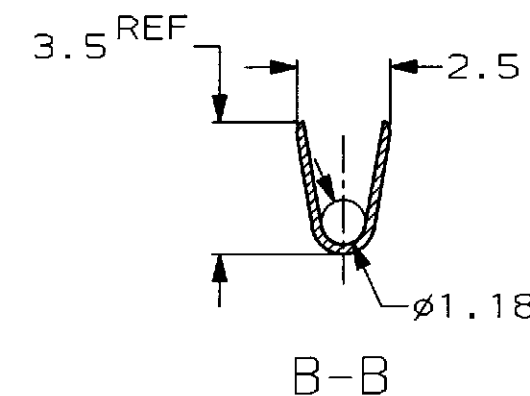
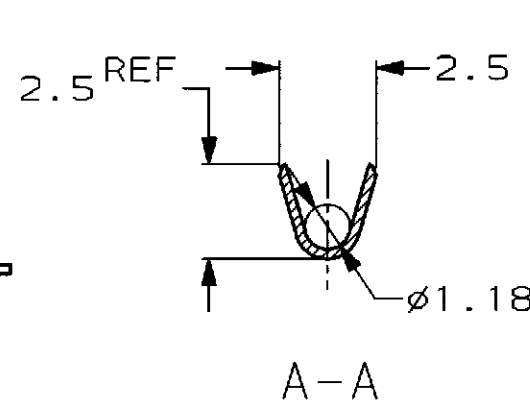
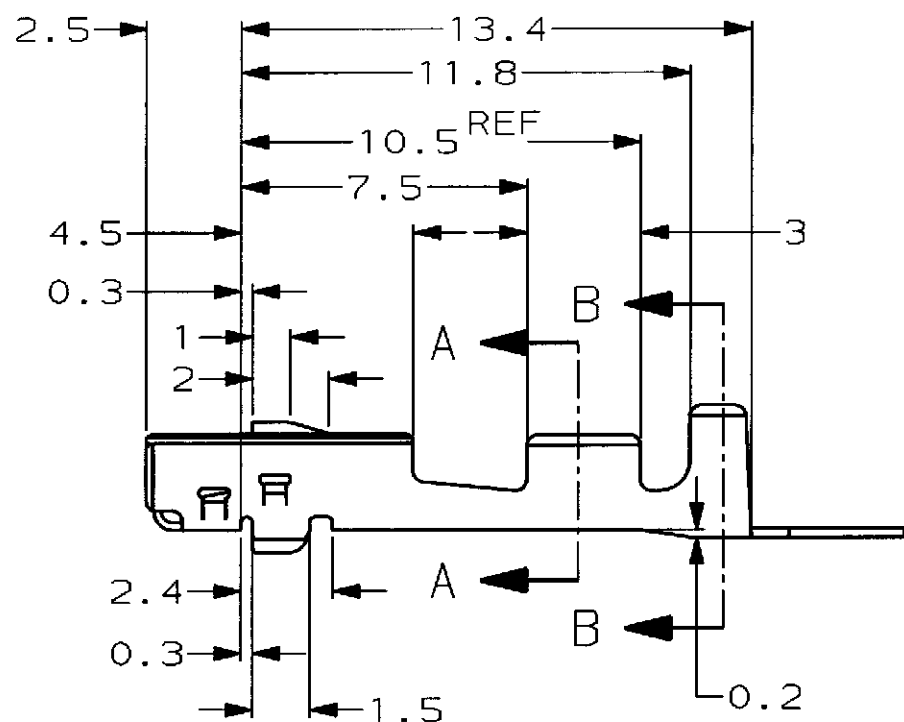
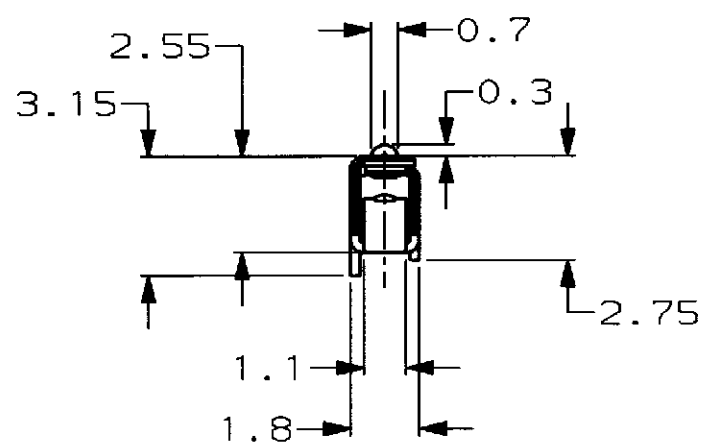
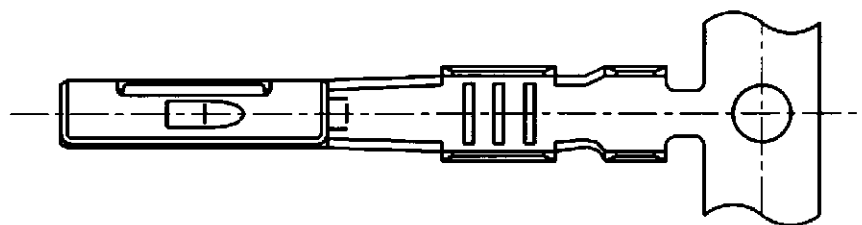


P	LTR	DESCRIPTION	ECN	DATE	DWN	APVD
0	作成	RELEASED	FJ00-0155-98	18MAY98	ES	MT
A	変更	REVISED	FJ00-2107-98	9NOV98	ES	MT
B	変更	REVISED	FJ00-2328-98	16DEC98	ES	MT



1. 適用電線 ; AVSS,CAVS,CAVUS 0.85mm²

1. APPLICABLE WIRE RANGE ;
AVSS,CAVS,CAVUS 0.85mm²

THIS DRAWING IS A CONTROLLED DOCUMENT FOR AMP INCORPORATED. IT IS SUBJECT TO CHANGE AND THE CONTROLLING ENGINEERING ORGANIZATION SHOULD BE CONTACTED FOR THE LATEST REVISION.

DIMENSIONS 単位・概 mm	TOLERANCES UNLESS OTHERWISE SPECIFIED
	一般公差 10 _μ : ±0.2 30 _μ : ±0.25 100 _μ : ±0.3 ANGLE : ±3°
MATERIAL 材料 Cu ALLOY 銅合金	FINISH 仕上 SEE TABLE 表参照

OWN E. SASAKI 18MAY98	CHK M. TSUKAKOSHI 18MAY98	APVD M. TSUKAKOSHI 18MAY98
PRODUCT SPEC 製品規格 -- --		
APPLICATION SPEC 取付適用規格 114-5217		
WEIGHT 0.3g		
CUSTOMER DRAWING		

PRE-TIN (すずめっき済)	1123653-1
FINISH (仕上)	PART NUMBER (型番)
AMP 日本エー・エム・ピー株式会社 Kawasaki, Japan	
NAME 名称 .040 III UNSEALED CONTACT, RECEPTACLE (MS)	
SIZE A3	CAGE CODE 00779
DRAWING NO 番号 C-1123653	
SCALE 尺度 5-1	SHEET 1 OF 1 REV B

单击下面可查看定价，库存，交付和生命周期等信息

[>>TE Connectivity\(泰科\)](#)