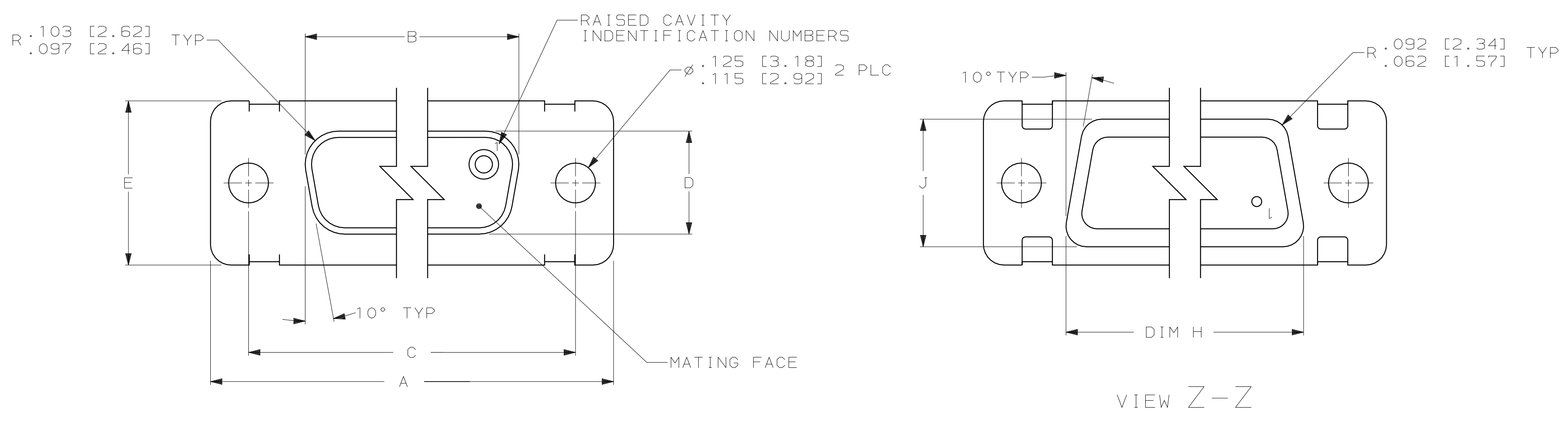
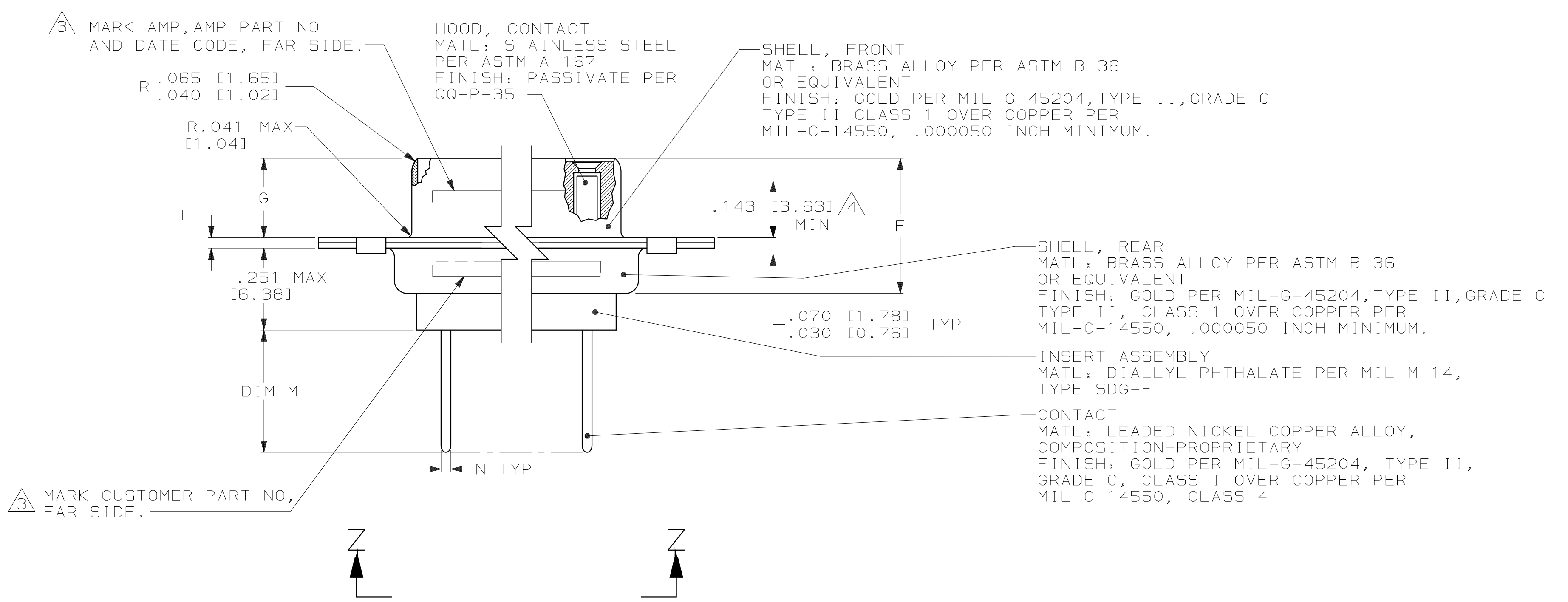


LOC	DIST	P	F	ZONE	LTR	DESCRIPTION	DATE	APPD
DF	DO					REV PER OH14-0065-05	2-10-05	CT



- 1. SEE SHEET 2 FOR RECOMMENDED P.C. BOARD LAYOUT. TRUE POSITION TOLERANCE FOR P.C. BOARD LAYOUT IS .010 [0.25] AT MAX MATERIAL CONDITION. SUGGESTED BOARD THICKNESS IS .125 [3.18]
- 2. THE CONNECTORS DESCRIBED IN THIS DOCUMENT MEET THE REQUIREMENTS OF MIL-C-24308 AND MATE WITH ANY PLUG CONNECTOR WITH SAME INSERT ARRANGEMENT.
- 3. MARK WITH .047 [1.19]-.062 [1.57] HIGH CHARACTERS. FAR SIDE REFERS TO THE WIDE SIDE OF THE KEYSTONE. NEAR SIDE REFERS TO THE NARROW SIDE OF THE KEYSTONE. IF THE REAR SHELL IS TOO SMALL FOR THE ENTIRE CUSTOMER PART NUMBER, MARKING SHALL BE LOCATED AS FOLLOWS:
 - A. "(1A04)" ON FRONT SHELL, FAR SIDE.
 - B. DASH NUMBER IN, PARENTHESES, ON REAR SHELL, FAR SIDE.
 - C. "AMP" AND DATE CODE ON FRONT SHELL, NEAR SIDE.
 - D. AMP PART NUMBER ON REAR SHELL, NEAR SIDE.
- 4. POINT OF ELECTRICAL ENGAGEMENT - AS MEASURED WITH A .0390 [0.991]-.0393 [0.998] DIA SQUARE ENDED TEST PIN.
- 5. DIMENSIONS AND TOLERANCES PER ANSI Y14.5M-1982.
- 6. THIS DRAWING SHALL BE INTERPRETED IN ACCORDANCE WITH APPLICABLE STANDARDS LISTED IN MIL-STD-100.



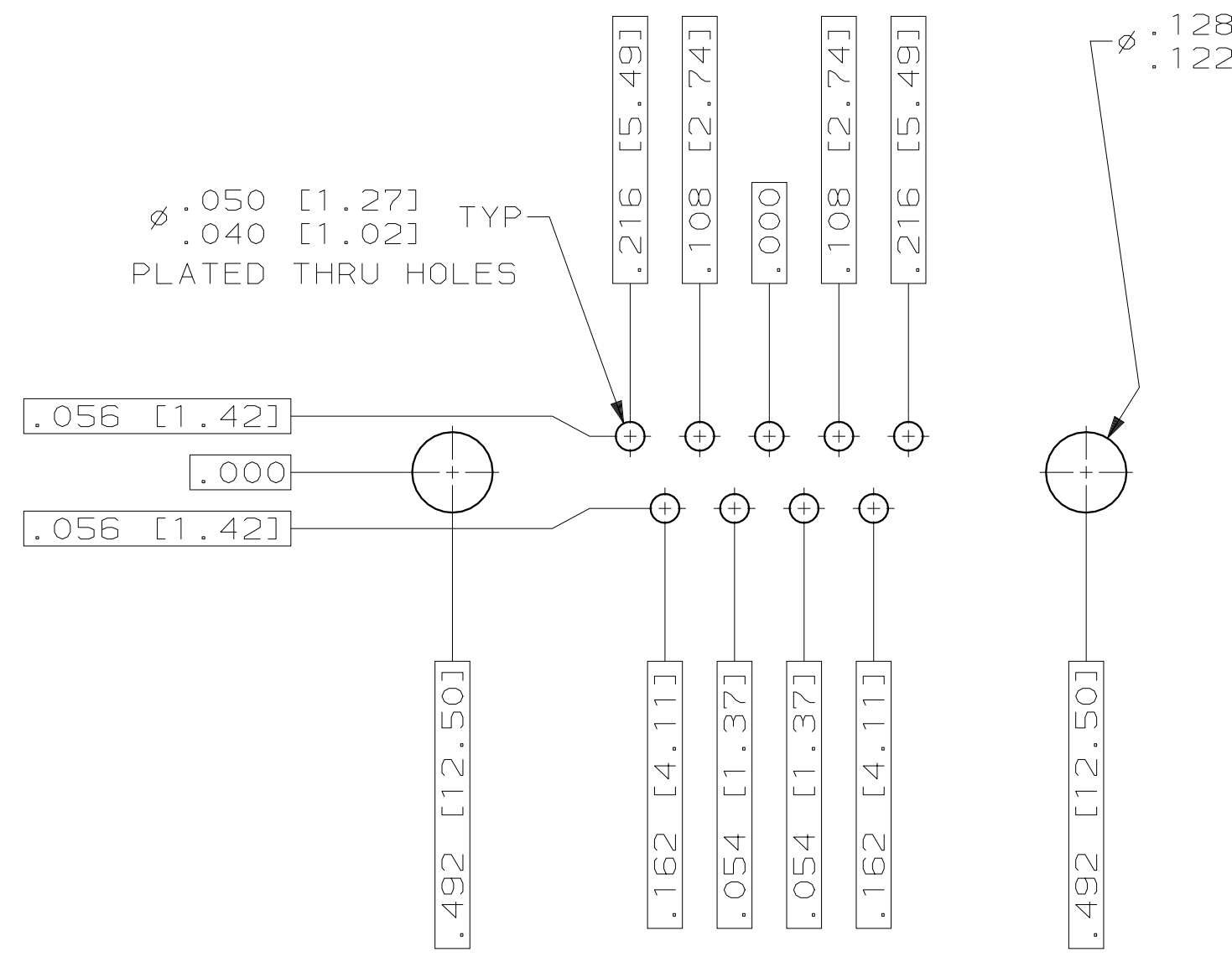
SUPERSEDED BY RESTRICTED CUSTOMER DRAWING

.033 [0.84] .027 [0.69]	.400 [10.16] .350 [8.89]	.040 [1.02] .020 [0.51]	.544 [13.82] .524 [13.31]	2.188 [55.58] 2.168 [55.07]		.248 [6.30] .238 [6.05]	.439 [11.15] .419 [10.64]	.620 [15.75] .590 [14.99]	.428 [10.87] .418 [10.62]	2.411 [61.24] 2.401 [60.99]	2.069 [52.55] 2.059 [52.30]	2.650 [67.31] 2.620 [66.55]	MS18277-1	50	5	(1A04-045RHA)	443869-5	443869-5
				2.282 [57.96] 2.262 [57.45]						2.505 [63.63] 2.495 [63.37]	2.164 [54.97] 2.154 [54.71]	2.744 [69.70] 2.714 [68.94]	MS18276-1	37	4	(1A04-044RHA)	443869-4	443869-4
			.432 [10.97] .412 [10.46]	1.635 [41.53] 1.615 [41.02]				.509 [12.93] .479 [12.17]	.316 [8.03] .306 [7.77]	1.857 [47.17] 1.847 [46.91]	1.516 [38.51] 1.506 [38.25]	2.103 [53.42] 2.073 [52.65]	MS18275-1	25	3	(1A04-043RHA)	443869-3	443869-3
				1.093 [27.76] 1.073 [27.25]						1.317 [33.45] 1.307 [33.20]	.976 [24.79] .966 [24.54]	1.556 [39.52] 1.526 [38.76]	MS18274-1	15	2	(1A04-042RHA)	443869-2	443869-2
				.769 [19.53] .749 [19.02]						.989 [25.12] .979 [24.87]	.648 [16.46] .638 [16.21]	1.228 [31.19] 1.198 [30.43]	MS18273-1	9	1	(1A04-041RHA)	443869-1	443869-1
N	M	L	J	H	G	F	E	D	C	B	A	INSERT ARRANGEMENT	NO OF POS	SHELL SIZE	CUSTOMER P/N ON CONNECTOR	AMP P/N ON CONNECTOR	PART NUMBER	

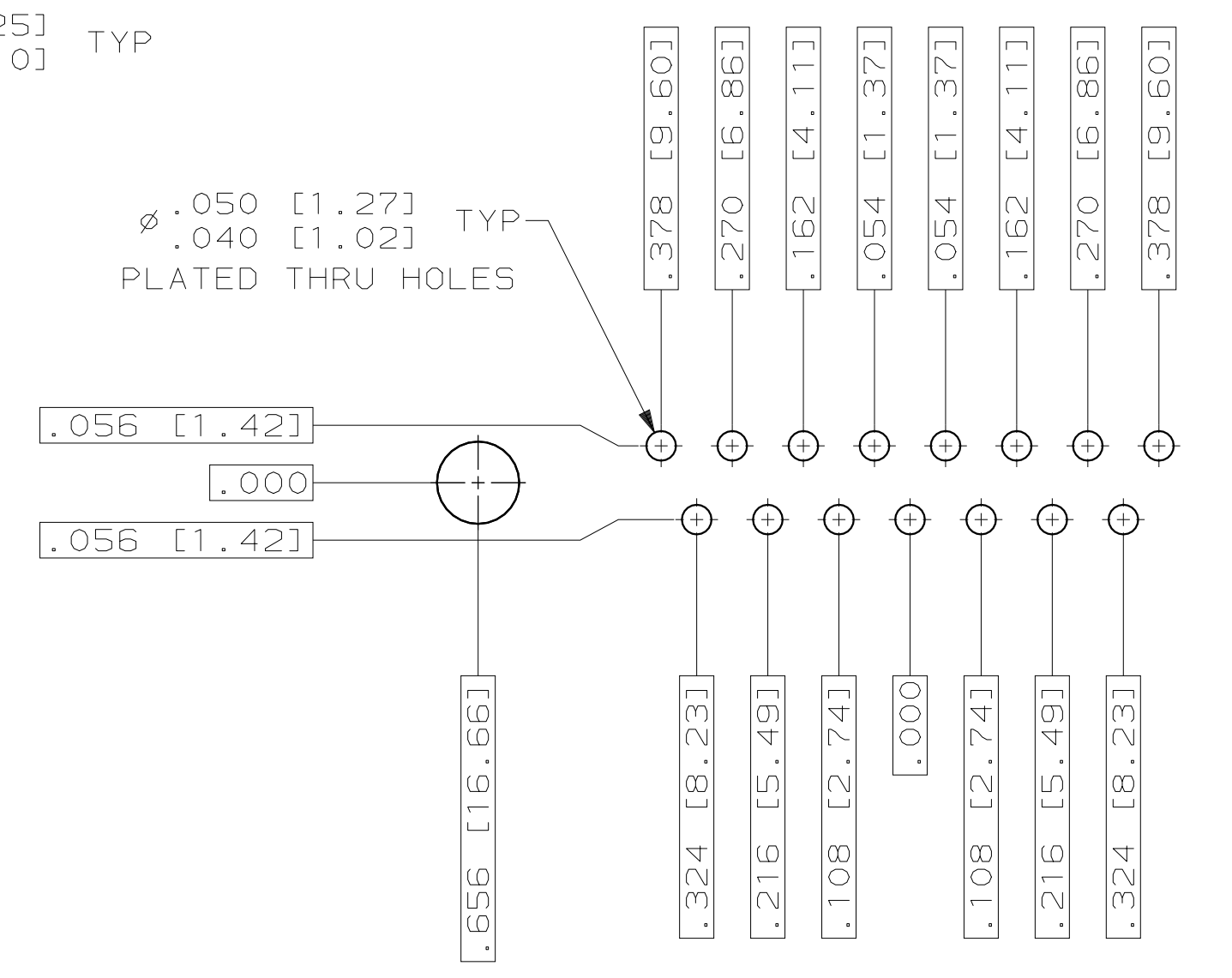
THIS DOCUMENT CONTAINS TECHNICAL DATA AS DEFINED IN 22CFR PART 120.10 OF THE INTERNATIONAL TRAFFIC IN ARMS REGULATIONS (ITAR) AND IS SUBJECT TO THE EXPORT CONTROL LAWS OF THE U.S. GOVERNMENT. TRANSFER OF THIS DATA BY ANY MEANS TO A FOREIGN PERSON, AS DEFINED IN 22CFR PART 120.16 OF ITAR, WHETHER IN THE U.S. OR ABROAD, WITHOUT AN EXPORT LICENSE OR OTHER APPROVAL FROM THE U.S. DEPARTMENT OF STATE, IS PROHIBITED.

DO NOT SCALE PRINT. UNLESS SPECIFIED DIMENSIONS IN INCHES [mm] TOLERANCES ON: 2 PLC DEC ± 3 PLC DEC ± ANGLES ± 1°	DR 5-1-98 C.C. THOMAS CHK 5-3-98 H. WYNKOOP APPD 5-3-98 H. WYNKOOP RLSE 5-3-98 C.C. THOMAS	AMP INCORPORATED Harrisburg, Pa. 17105
SEE CALLOUTS	PRODUCT SPEC MIL-C-24308	NAME AMPLIMITE RECEPTACLE ASSY WITH SIZE 20 STRAIGHT POSTED P.C. BOARD CONTACTS, SERIES 109, SHELL SIZES 1 THRU 5
SEE CALLOUTS	APPLICATION SPEC -	SIZE D 00779
	WEIGHT -	DRAWING NO 443869
		SCALE 4:1
		SHEET 1 of 2

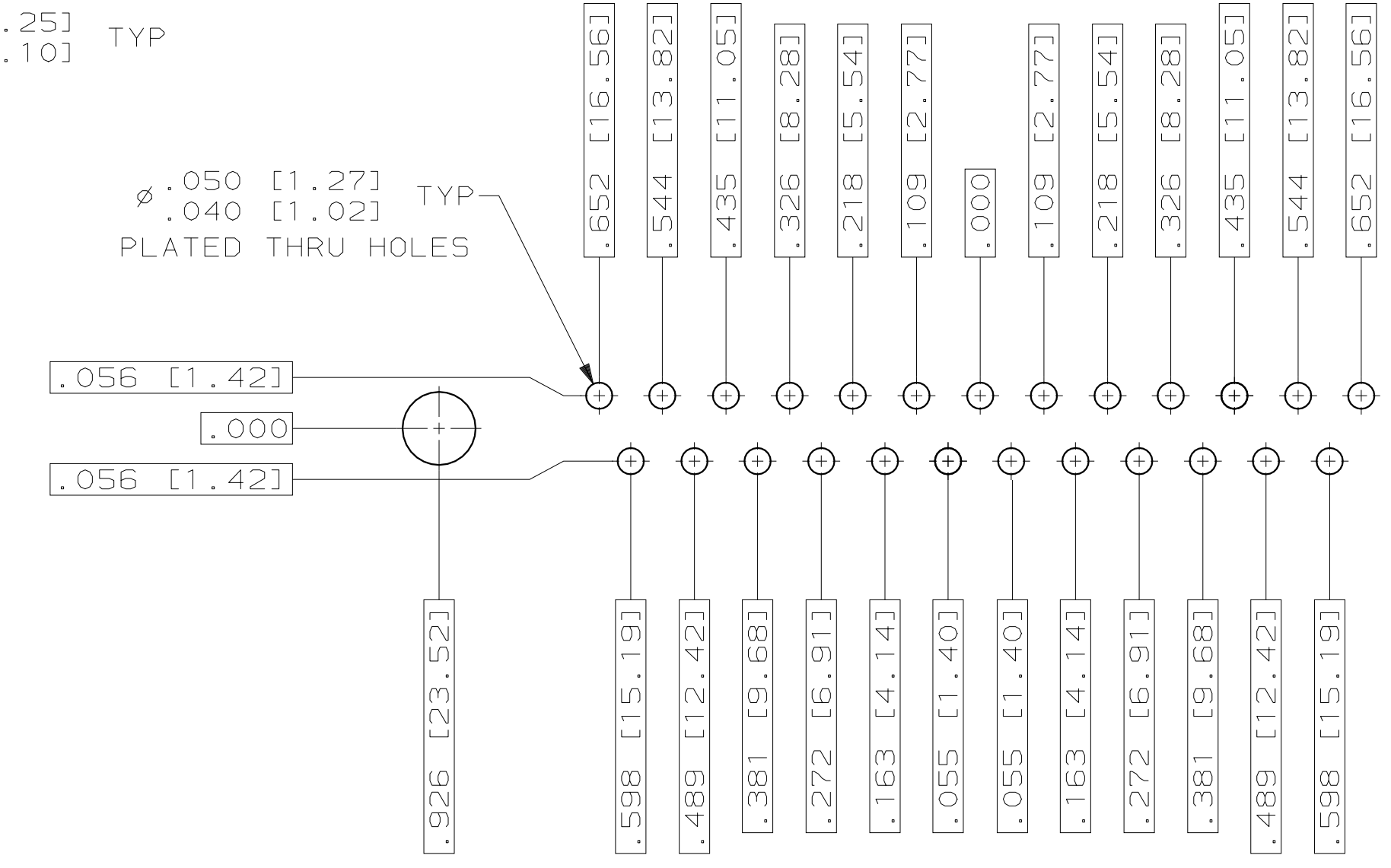
LOC		DIST		REVOLUTIONS		DATE	APPD
DF	DO	P	F	ZONE	LTR	DESCRIPTION	
					C	SEE SHEET #1	-



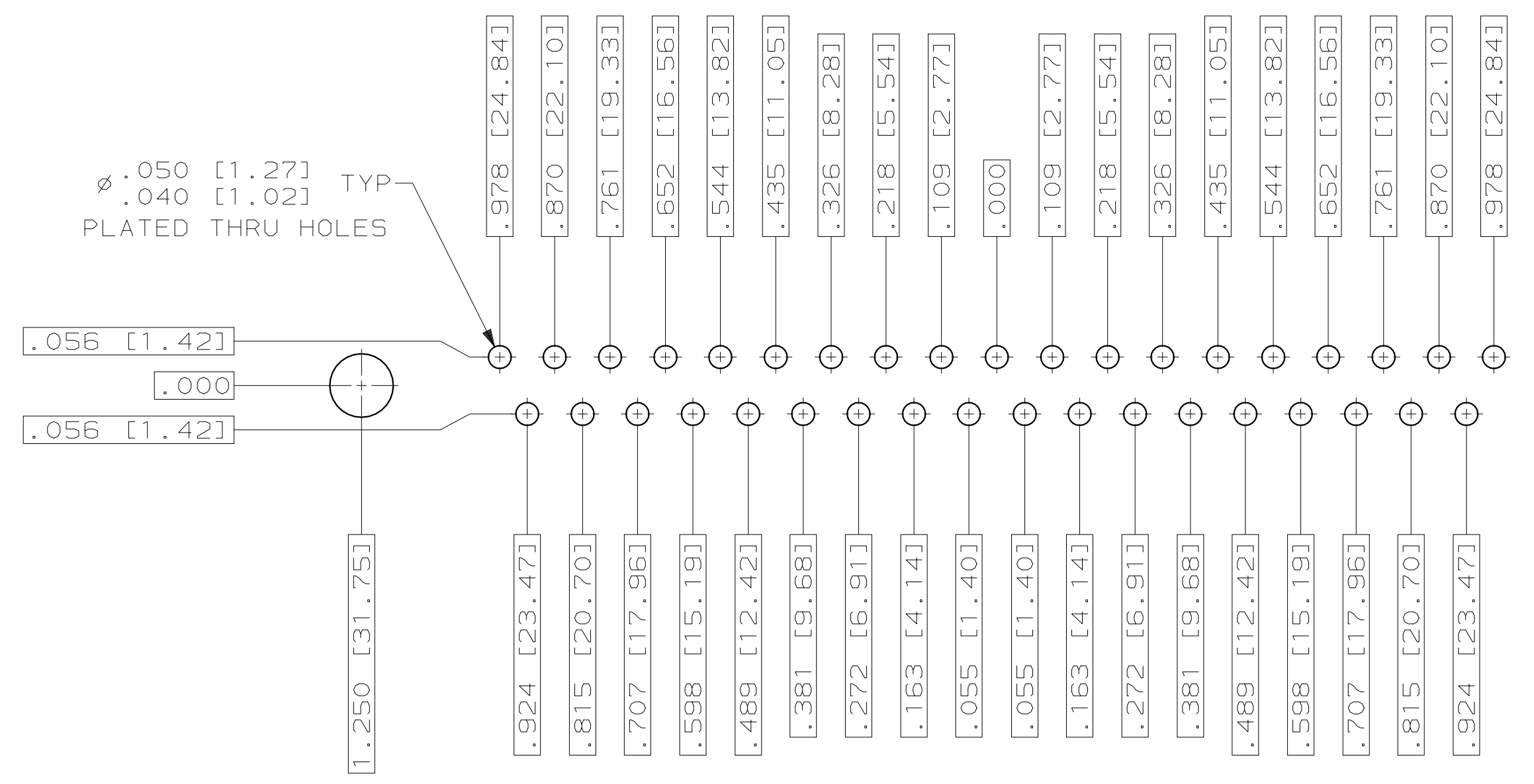
RECOMMENDED P.C. BOARD LAYOUT
 SHELL SIZE 1 (9 POSITION) ⚠



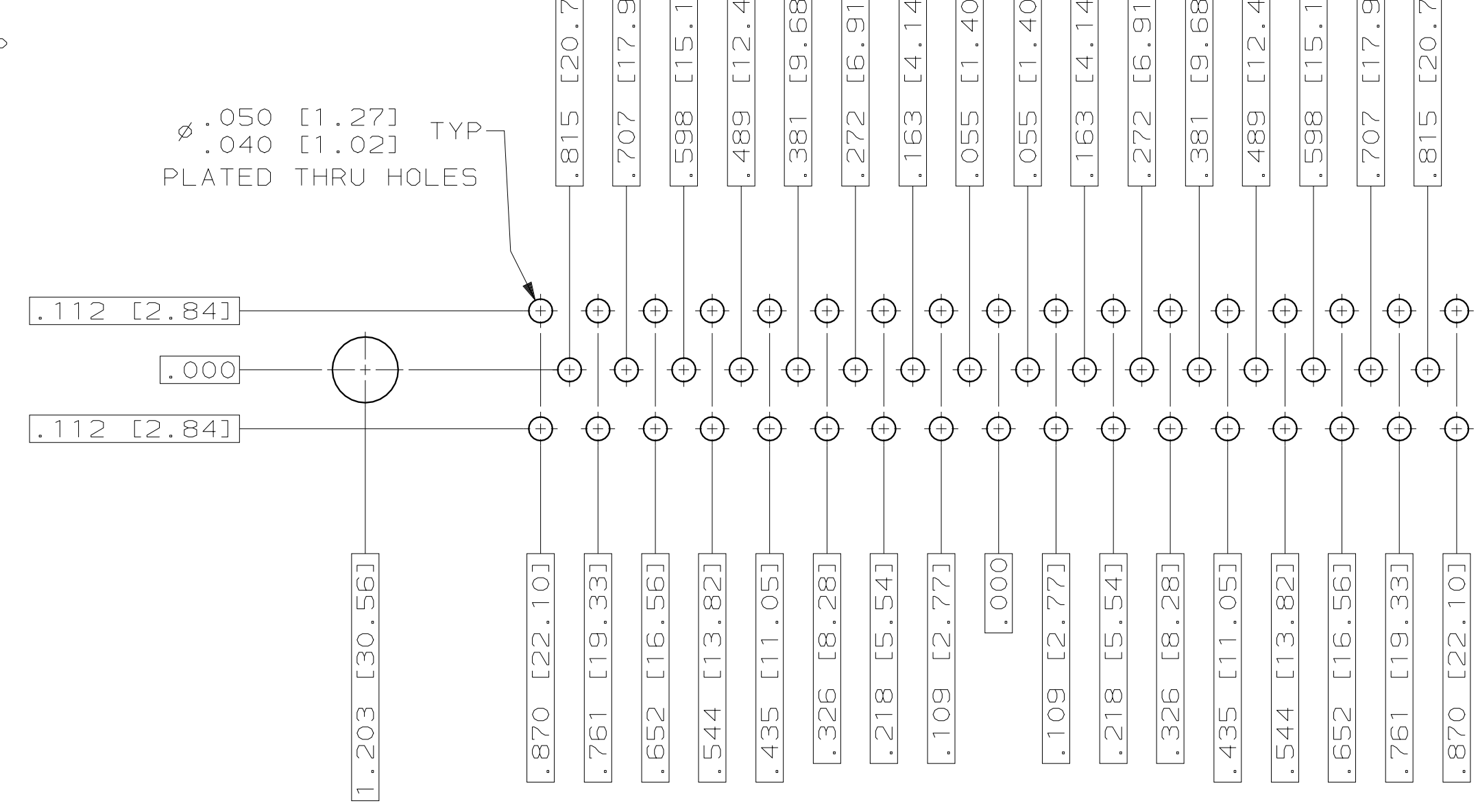
RECOMMENDED P.C. BOARD LAYOUT
 SHELL SIZE 2 (15 POSITION) ⚠



RECOMMENDED P.C. BOARD LAYOUT
 SHELL SIZE 3 (25 POSITION) ⚠



RECOMMENDED P.C. BOARD LAYOUT
 SHELL SIZE 4 (37 POSITION) ⚠



RECOMMENDED P.C. BOARD LAYOUT
 SHELL SIZE 5 (50 POSITION) ⚠

SUPERSEDED BY RESTRICTED CUSTOMER DRAWING

DO NOT SCALE PRINT. UNLESS SPECIFIED DIMENSIONS IN INCHES [mm] TOLERANCES ON: 2 PLC DEC ± 3 PLC DEC ± ANGLES ± 1°	DR 5-1-98 C.C. THOMAS CHK 5-3-98 H. WYNKOOP APPD 5-3-98 H. WYNKOOP RLSE 5-3-98 C.C. THOMAS	AMP INCORPORATED Harrisburg, Pa. 17105
SEE CALLOUTS	PRODUCT SPEC MIL-C-24308	NAME AMPLIMITE RECEPTACLE ASSY WITH SIZE 20 STRAIGHT POSTED P.C. BOARD CONTACTS, SERIES 109, SHELL SIZES 1 THRU 5
FINISH SEE CALLOUTS	APPLICATION SPEC -	SIZE D 00779
WEIGHT -		SCALE 4:1
		DRAWING NO 443869
		SHEET 2 of 2

单击下面可查看定价，库存，交付和生命周期等信息

[>>TE Connectivity\(泰科\)](#)