

THIS DRAWING IS UNPUBLISHED. RELEASED FOR PUBLICATION
 © COPYRIGHT BY TYCO ELECTRONICS CORPORATION. ALL RIGHTS RESERVED.

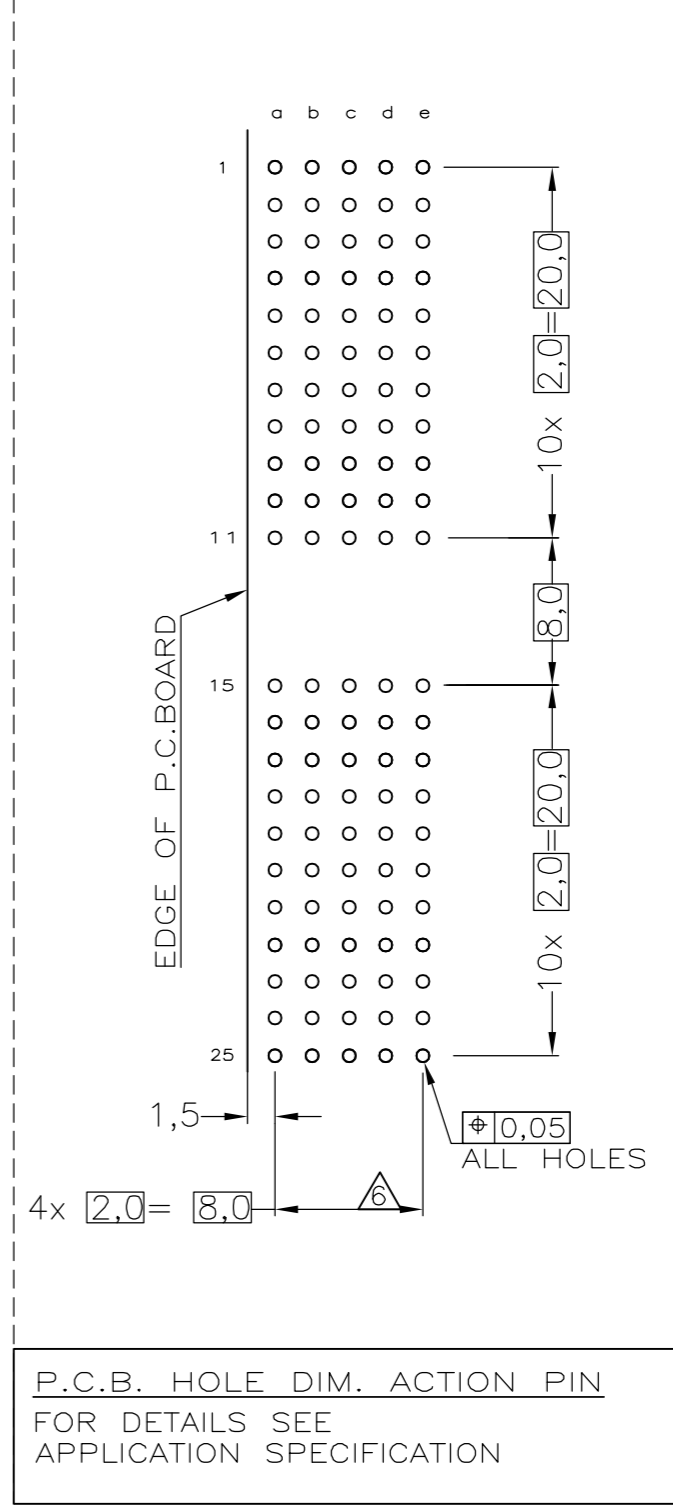
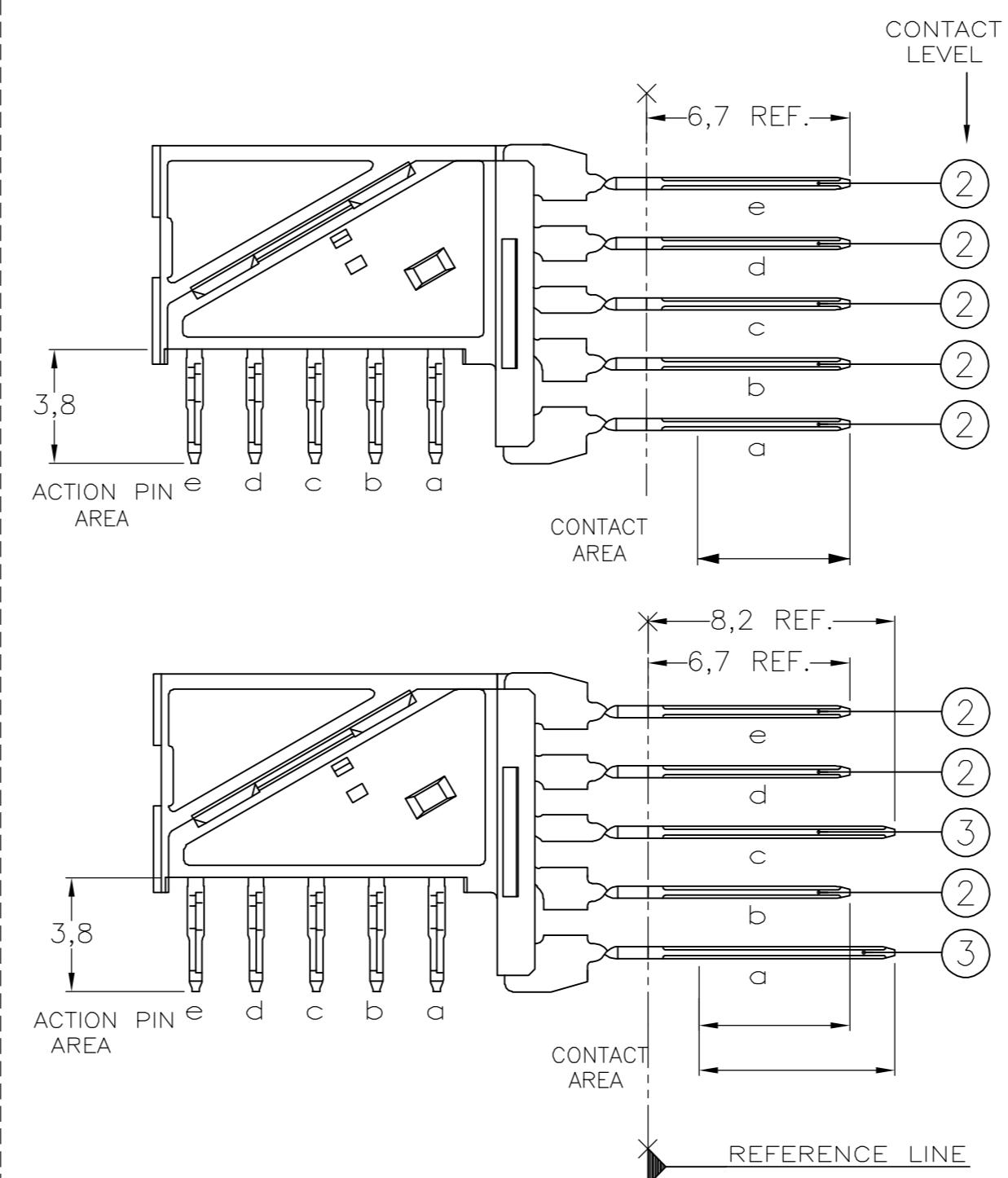
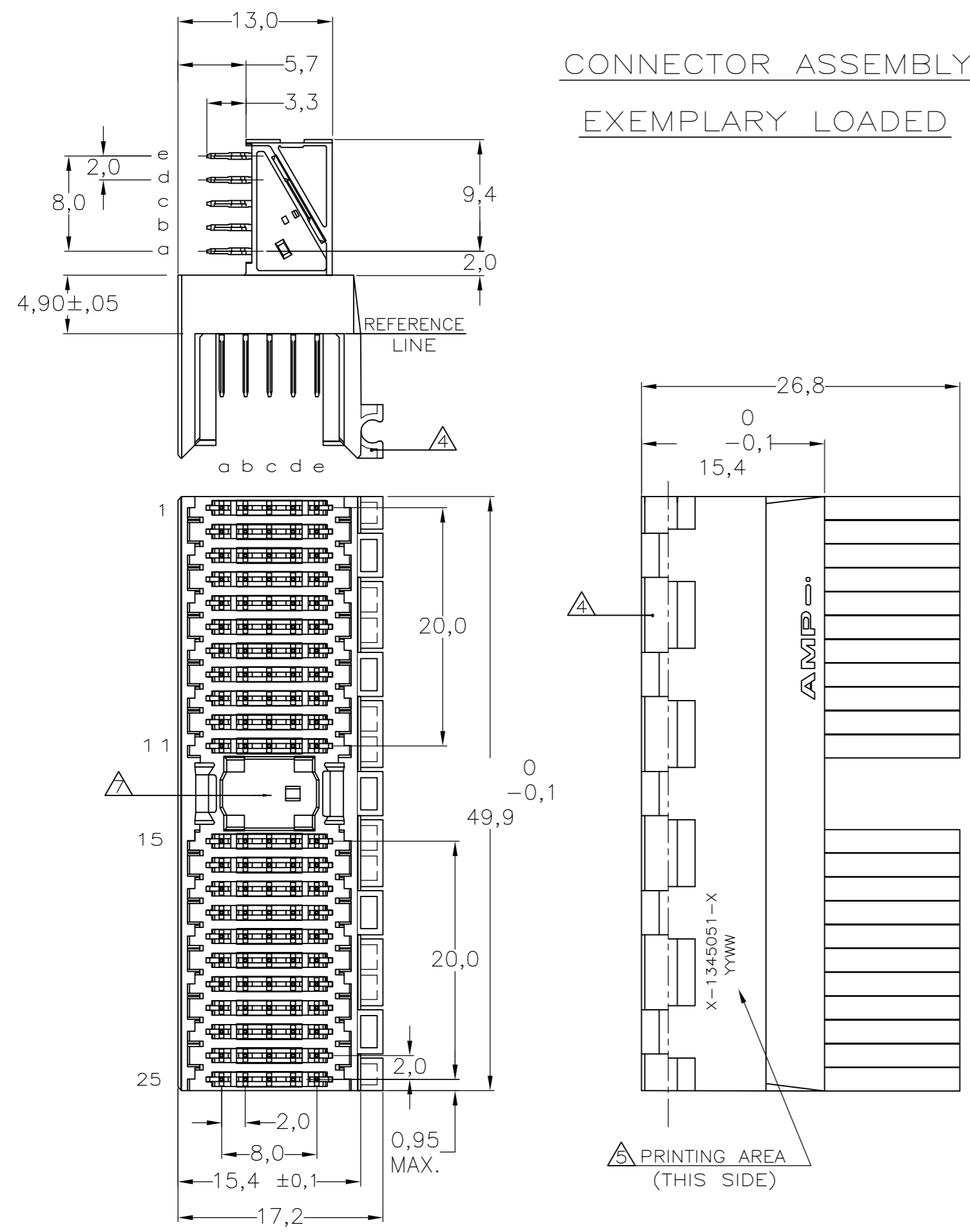
| LOC | DIST | REVISIONS | | | | | |
|-----|------|-----------|-----|---------------|----------|------|------|
| | | P | LTR | DESCRIPTION | DATE | DWN | APVD |
| H | - | C | | EHC0-0195-04 | 29-06-04 | DvdB | BM |
| | | D | | EH10-0680-05 | 06-06-05 | BSV | BM |
| | | D1 | | ECR-06-002635 | 07-02-06 | BSV | BM |

CONNECTOR ASSEMBLY EXEMPLARY LOADED

CONTACT DIMENSIONS

RECOMMENDED PCB-HOLE LAY-OUT COMPONENT SIDE SHOWN

CONTACT LAYOUT



| | a | b | c | d | e |
|----------------------|---|---|---|---|---|
| 1 | 2 | 2 | 2 | 2 | 2 |
| 2 | 2 | 2 | 2 | 2 | 2 |
| 3 | 2 | 2 | 2 | 2 | 2 |
| 4 | 3 | 2 | 3 | 2 | 2 |
| 5 | 2 | 2 | 2 | 2 | 2 |
| 6 | 2 | 2 | 2 | 2 | 2 |
| 7 | 2 | 2 | 2 | 2 | 2 |
| 8 | 2 | 2 | 2 | 2 | 2 |
| 9 | 2 | 2 | 2 | 2 | 2 |
| 10 | 2 | 2 | 2 | 2 | 2 |
| 11 | 2 | 2 | 2 | 2 | 2 |
| MULTI PURPOSE CENTRE | | | | | |
| 15 | 2 | 2 | 2 | 2 | 2 |
| 16 | 2 | 2 | 2 | 2 | 2 |
| 17 | 2 | 2 | 2 | 2 | 2 |
| 18 | 2 | 2 | 2 | 2 | 2 |
| 19 | 2 | 2 | 2 | 2 | 2 |
| 20 | 2 | 2 | 2 | 2 | 2 |
| 21 | 2 | 2 | 2 | 2 | 2 |
| 22 | 2 | 2 | 2 | 2 | 2 |
| 23 | 2 | 2 | 2 | 2 | 2 |
| 24 | 3 | 2 | 3 | 2 | 2 |
| 25 | 2 | 2 | 2 | 2 | 2 |

- NOTES:**
- ① MATERIAL HOUSING : GREY GLASSFILLED POLYESTER
CONTACT : PHOSPHORBRONZE
 - ② GENERAL PLATING SPECIFICATION: UNDERPLATING (ENTIRE CONTACT): 1,27µm NICKEL MIN. AND ACTION PIN: 0,5µm TIN-LEAD MIN. FOR PLATING OF MATING SURFACES SEE APPLICABLE SPECIFICATION REFERENCE FOR EACH DASH NUMBER.
 - ③ CONFORMS TO ALL TESTING ACCORDING IEC 61076-4-101 PERFORMANCE LEVEL 2.
 - ④ CONNECTOR ASSEMBLY WITH LATCH HINGE FOR CABLE CONNECTOR.
 - ⑤ CONNECTOR PRINTED WITH PARTNUMBER AND DATECODE
 - ⑥ PLATED-THROUGH HOLES AT 2x2mm SQUARE GRID.
 - ⑦ AREA FOR KEYING PART (BASIC PART NUMBER 100525).

| | | |
|--------|----------|---------------|
| FINISH | MATERIAL | PARTNUMBER |
| ① ② ③ | ④ | 1-1345051-1 ④ |
| ① ② ③ | ④ | 1345051-1 |

| | | | | |
|----------------------------------------|--|---------------------------|---------------------------------------------------------------|-----------------|
| THIS DRAWING IS A CONTROLLED DOCUMENT. | | DWN L.v.d.HEJJDEN 18MAY99 | Tyco Electronics Corporation s-HertogenBosch, Netherlands, | |
| DIMENSIONS: MM | | CHK D. TRUREN | | |
| TOLERANCES UNLESS OTHERWISE SPECIFIED: | | APVD F.v.KONINGSBRUGGE | NAME | |
| 0 PLC ± - | | PRODUCT SPEC | Z-PACK 2MM HM TYPE A | |
| 1 PLC ± - | | APPLICATION SPEC | 110 POS. RIGHT ANGLE MALE | |
| 2 PLC ± - | | 114-19029 | CONNECTOR ASSEMBLY | |
| 3 PLC ± - | | WEIGHT - | SIZE A2 | CAGE CODE 00779 |
| 4 PLC ± - | | CUSTOMER DRAWING | DRAWING NO. 1345051 | RESTRICTED TO - |
| ANGLES ± - | | | SCALE NTS | SHEET 1 OF 1 |
| FINISH - | | | | REV D1 |

单击下面可查看定价，库存，交付和生命周期等信息

[>>TE Connectivity\(泰科\)](#)