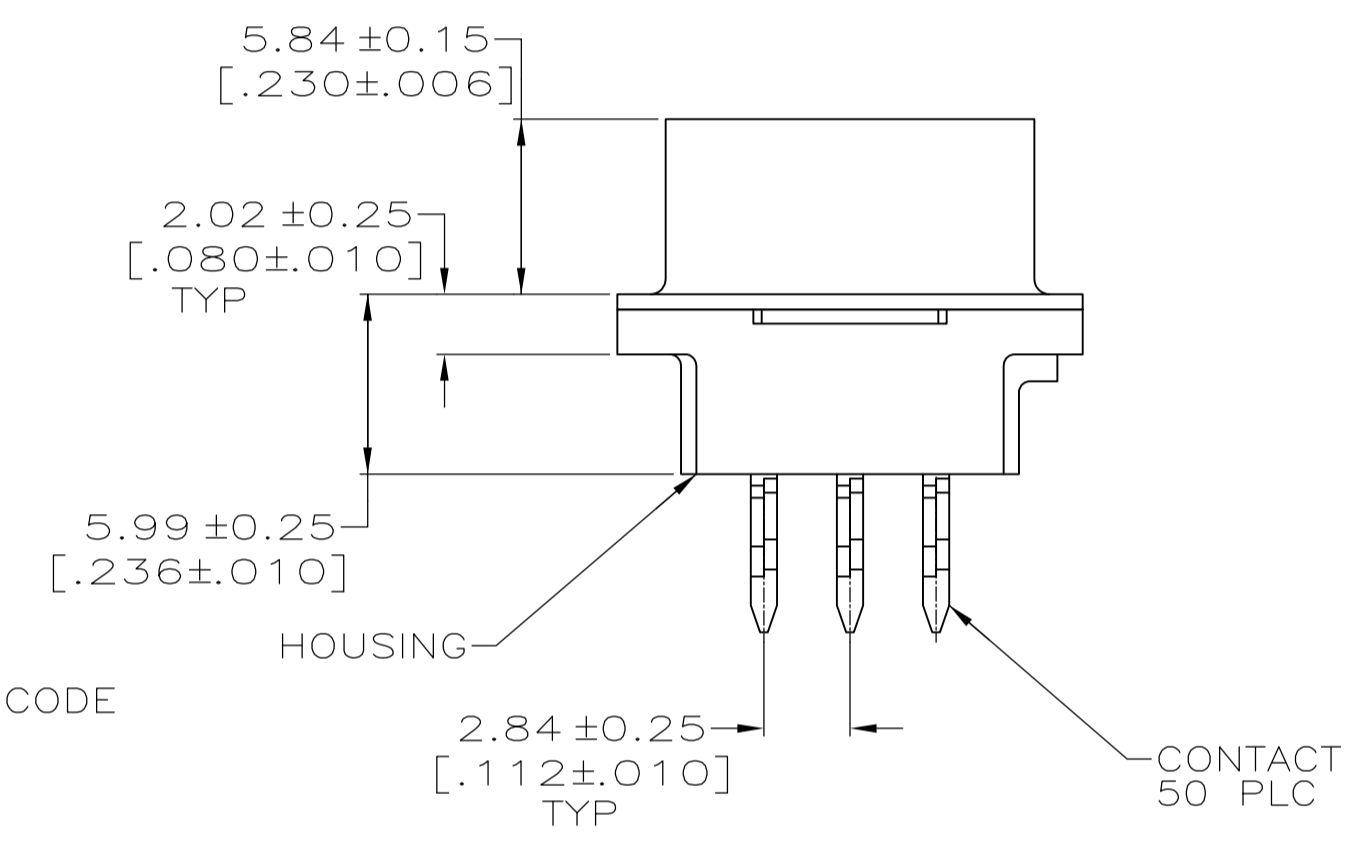
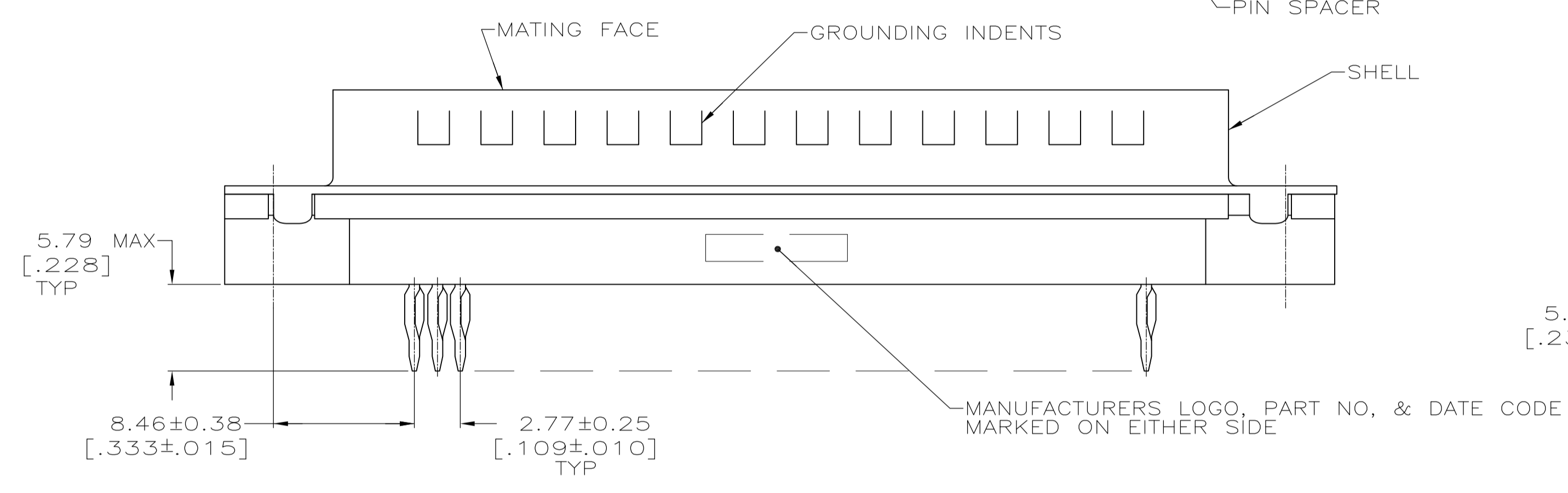
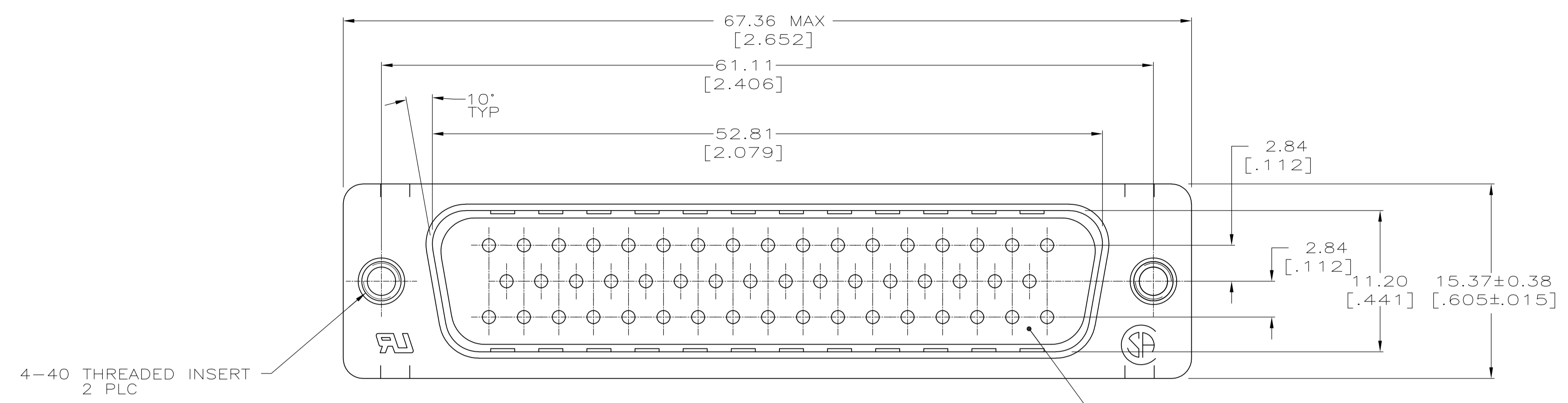


LOC		DIST		REVISIONS			
P	LTR	DESCRIPTION	DATE	DN	APVD		
C		REVISED PER ECO-12-000090	27JAN2012	CJV	SLB		



- 1 SHELL: 5.08µm[.000200] MIN TIN OVER 2.54µm[.000100] MIN COPPER.
- 2 MOLDED PARTS: UL 94V-0 RATED, POLYESTER, BLACK.
- 3 FOR USE WITH 2.36 [.093] MINIMUM THICK PRINTED CIRCUIT BOARD. REFER TO APPLICATION SPECIFICATION FOR PRINTED CIRCUIT BOARD LAYOUT DIMENSIONS AND FINISH RECOMMENDATIONS.
- 4 CONTACTS:
0.76 MICRO METERS [.000030] MINIMUM GOLD IN MATING AREA.
2.54 MICRO METERS [.000100] MINIMUM TIN ON COMPLIANT PIN.
ALL OVER 1.27 MICRO METERS [.000050] MINIMUM NICKEL.
OR
GOLD FLASH OVER PALLADIUM NICKEL.
0.76 MICRO METERS [.000030] MINIMUM TOTAL IN MATING AREA.
2.54 MICRO METERS [.000100] MINIMUM TIN ON COMPLIANT PIN.
ALL OVER 1.27 MICRO METERS [.000050] MINIMUM NICKEL.
- 5 CONTACTS: BRASS
- 6 SHELL: CARBON STEEL
- 7 INSERTS: BRASS

**COPYRIGHT 2005
TYCO ELECTRONICS CORP
ALL RIGHTS RESERVED**

5749892-1
PART NO

THIS DRAWING IS A CONTROLLED DOCUMENT. DIMENSIONING AND TOLERANCING PER ASME Y14.5M-2009		DIN J. ALCORTA - DOCK5 04-06-05 C/K S. BOLASH 04-06-05		APVD M. WALMSLEY 04-06-05		NAME	
DIMENSIONS: INCHES		TOLERANCES UNLESS OTHERWISE SPECIFIED:		PRODUCT SPEC		CONNECTOR ASSEMBLY, PLUG, SIZE 5, 50 POSN, ACTION PIN, FRONT METAL SHELL, W/ PIN SPACER, AMPLIMITE	
0 PLC ± -		1 PLC ± -		108-40014		SIZE	
2 PLC ± 0.13 [.005]		3 PLC ± -		APPLICATION SPEC		CAGE CODE DRAWING NO	
4 PLC ± -		ANGLES ± °		114-40026 3		A1 00779 C=5749892	
MATERIAL		FINISH		WEIGHT		RESTRICTED TO	
						CUSTOMER DRAWING	
				SCALE 4:1		SHEET 1 OF 1 REV C	

单击下面可查看定价，库存，交付和生命周期等信息

[>>TE Connectivity\(泰科\)](#)