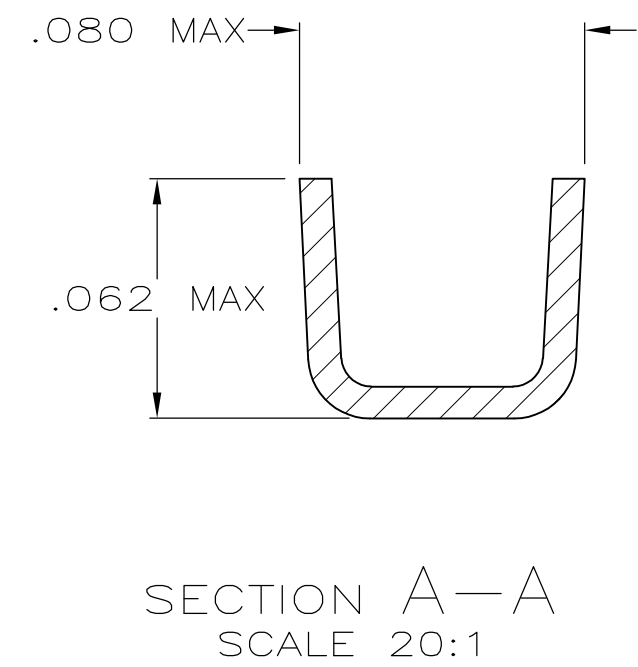
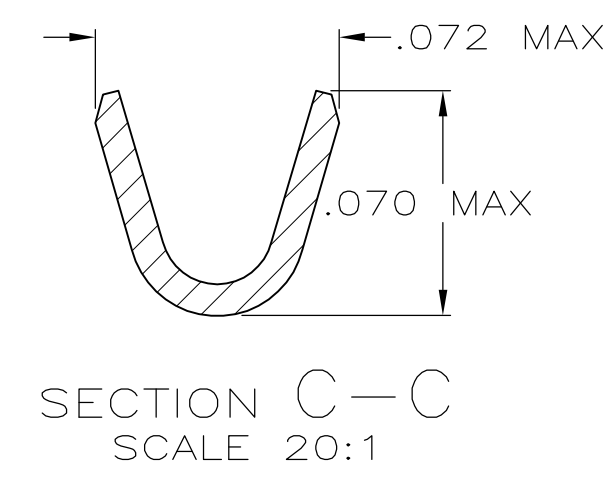
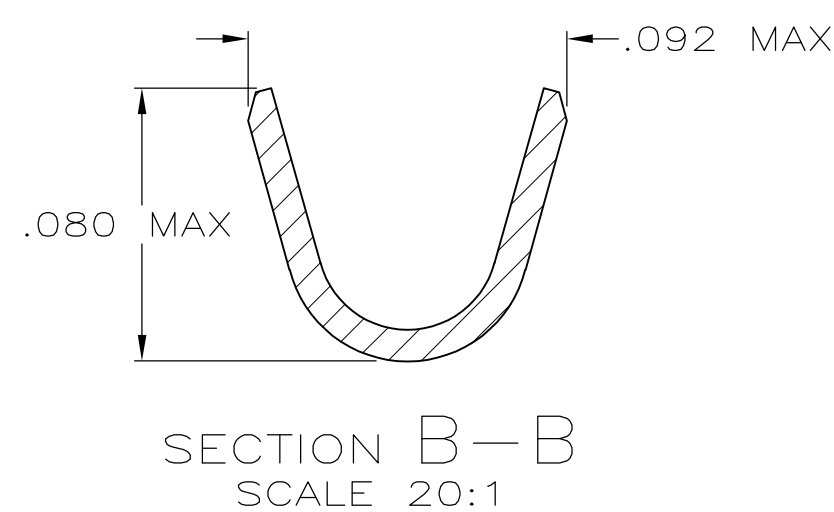
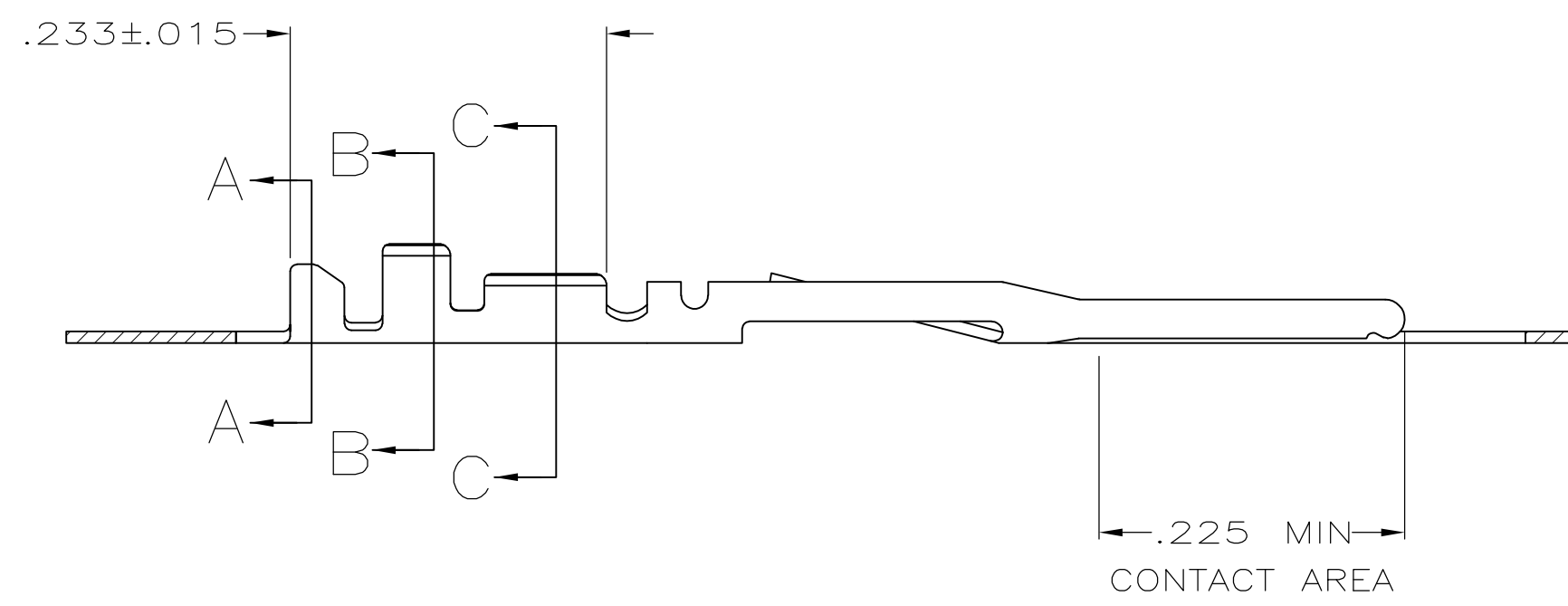
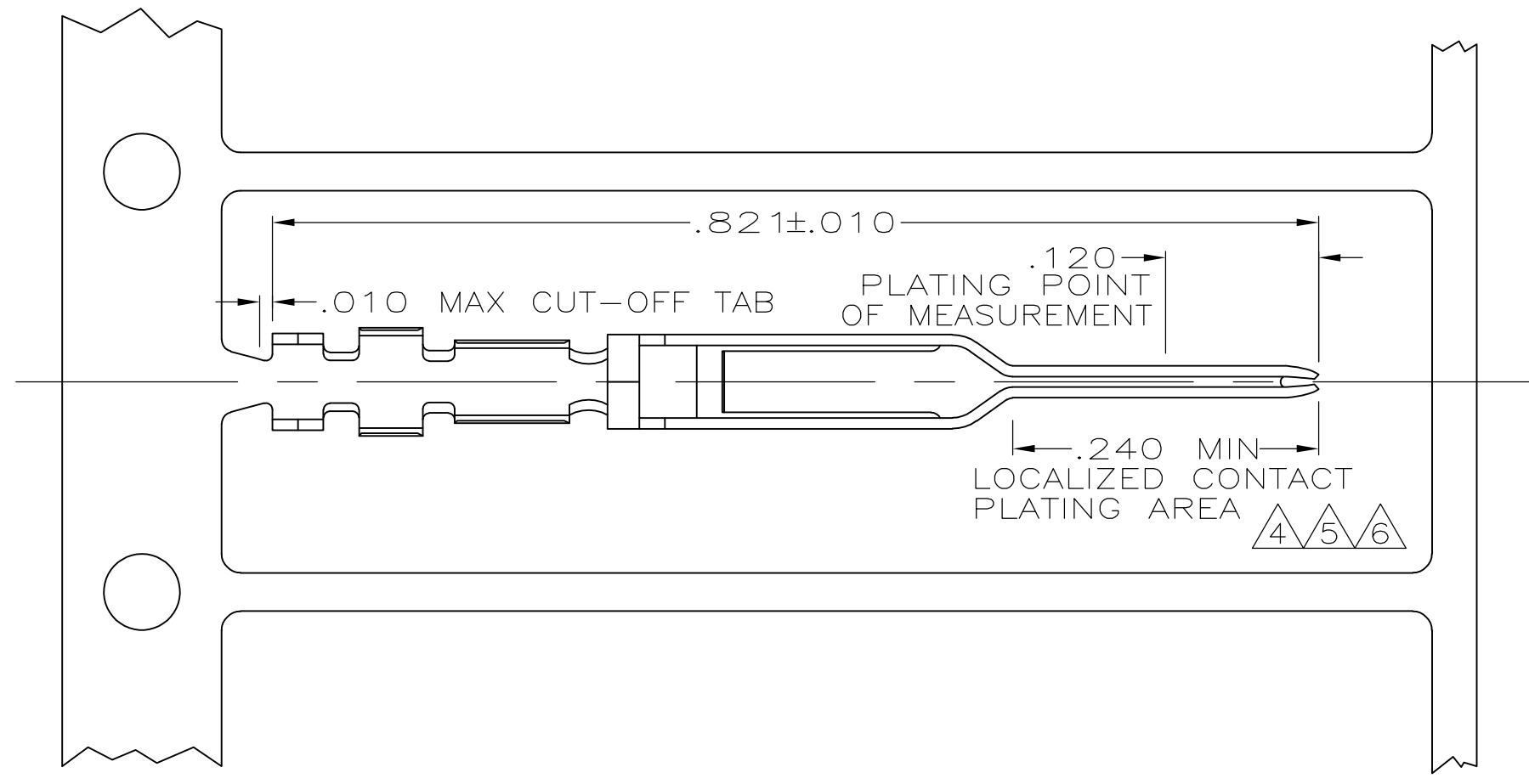


THIS DRAWING IS UNPUBLISHED. RELEASED FOR PUBLICATION
 © COPYRIGHT - By - ALL RIGHTS RESERVED.

LOC		DIST		REVISIONS			
P	LTR	DESCRIPTION		DATE	DWN	APVD	
GP	00	AA1	REVISED PER ECO-11-004835	11MAR11	RK	HMR	



- 1 FOR STD APPLICATOR.
- 2 FOR MINI APPLICATOR.
- 3 FINISH: .000100 MIN THK BRIGHT TIN LEAD OVER .000050 MIN THK NICKEL ON ENTIRE CONTACT.
- 4 FINISH: .000015 THK GOLD IN LOCALIZED CONTACT PLATING AREA AND GOLD FLASH IN OTHER AREAS OVER .000050 MIN NICKEL ON ENTIRE CONTACT,
 -OR-
 GOLD FLASH OVER PALLADIUM-NICKEL, .000015 MIN TOTAL THK IN LOCALIZED CONTACT PLATING AREA AND GOLD FLASH ON REMAINDER OVER .000050 MIN NICKEL ON ENTIRE CONTACT.
- 5 FINISH: .000030 THK GOLD IN LOCALIZED CONTACT PLATING AREA AND GOLD FLASH IN OTHER AREAS OVER .000050 MIN NICKEL ON ENTIRE CONTACT.
 -OR-
 GOLD FLASH OVER PALLADIUM-NICKEL, .000030 MIN TOTAL THK IN LOCALIZED CONTACT PLATING AREA AND GOLD FLASH ON REMAINDER OVER .000050 MIN NICKEL ON ENTIRE CONTACT.
- 6 FINISH: .000050 THK GOLD IN LOCALIZED CONTACT PLATING AREA AND GOLD FLASH IN OTHER AREAS OVER .000050 MIN NICKEL ON ENTIRE CONTACT.
 -OR-
 GOLD FLASH OVER PALLADIUM-NICKEL, .000050 MIN TOTAL THK IN LOCALIZED CONTACT PLATING AREA AND GOLD FLASH ON REMAINDER OVER .000050 MIN NICKEL ON ENTIRE CONTACT.
- 7 FINISH: .000030 THK GOLD ON ENTIRE CONTACT (EXCEPT .000003 PERMISSIBLE ON INTERIOR OF CONTACT NOSE) OVER .000050 MIN THK NICKEL ON ENTIRE CONTACT.
- 8. FOR 22-26 AWG WIRE WITH AN INSULATION RANGE OF .040-.056 DIA.
- 9 OBSOLETE PART NO.
- 10 FINISH: .000100 MIN THK TIN OVER .000050 MIN THK NICKEL ON ENTIRE CONTACT.

10	1-86561-0	2	1-86557-9
7	---	9	2
3	---	9	1
3	86561-9	2	1-86557-4
---	---	9	1
6	---	9	1
4	---	9	1
5	---	9	1
---	---	9	2
6	86561-7	2	86557-7
4	86561-6	2	86557-6
5	86561-4	2	86557-4
FINISH	LOOSE PIECE PART NO	PART NO	

THIS DRAWING IS A CONTROLLED DOCUMENT.

DIMENSIONS: INCHES	TOLERANCES UNLESS OTHERWISE SPECIFIED:	DWN J. GALLUCCI 6-27-89	 TE Connectivity
	0 PLC ± -	CHK D.L. ROCKER 6-28-89	
	1 PLC ± -	APVD G.D. MILLER 6-29-89	
	2 PLC ± -	PRODUCT SPEC 108-9024	
MATERIAL PHOS. BRONZE	FINISH SEE TABLE	APPLICATION SPEC 114-16003	NAME CONTACT, PIN, .025 SQ ROUND WIRE, .100 CENTERLINE, FFC SIZE A2 CAGE CODE 00779 DRAWING NO C=86557 WEIGHT - CUSTOMER DRAWING SCALE 8:1 SHEET 1 OF 1 REV AA1

单击下面可查看定价，库存，交付和生命周期等信息

[>>TE Connectivity\(泰科\)](#)