

THIS DRAWING IS UNPUBLISHED.

RELEASED FOR PUBLICATION

2000

© COPYRIGHT 2000

ALL RIGHTS RESERVED.

LOC
A1

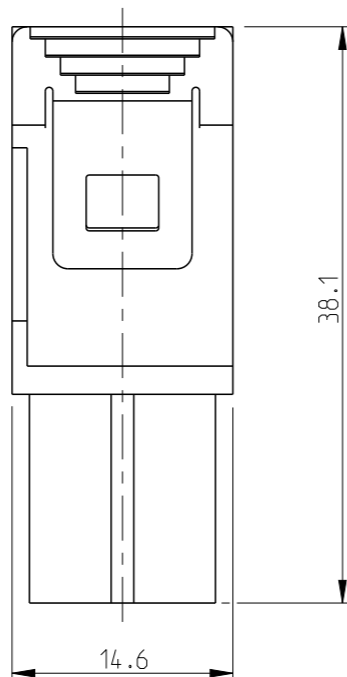
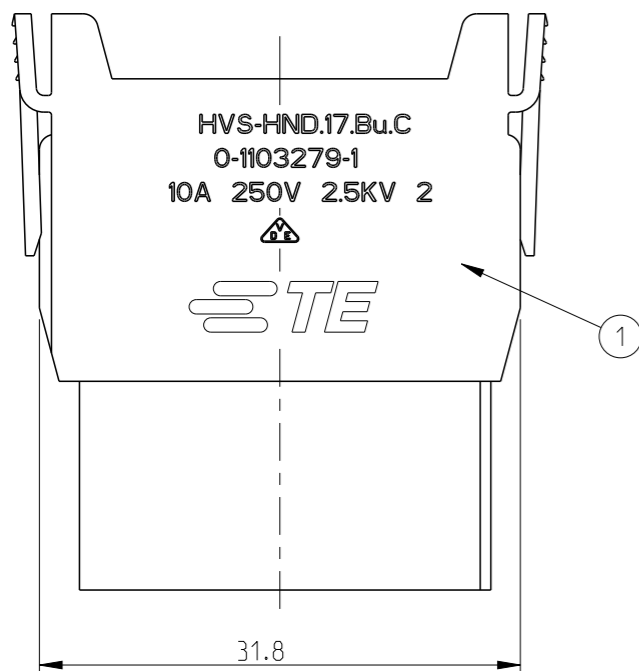
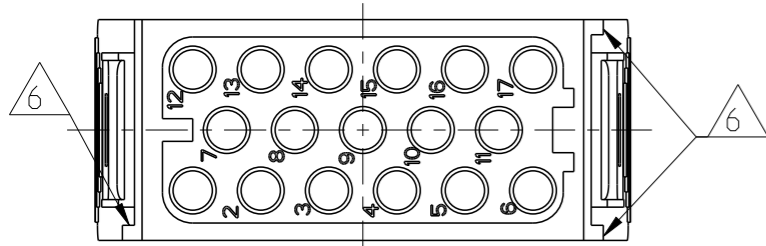
DIST

REVISIONS

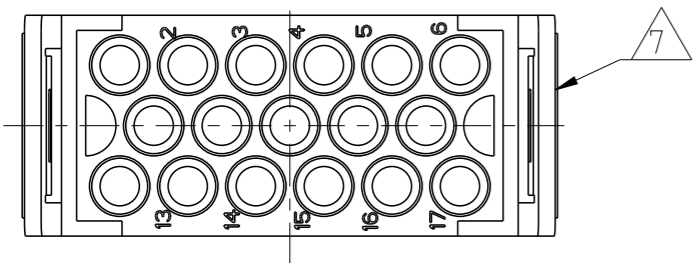
P	LTR	DESCRIPTION	DATE	DWN	APVD
	C	ECR-15-007608	30MAY2015	GSK	JB

PN 0-1 As Shown

Contact arrangement
view from connecting side



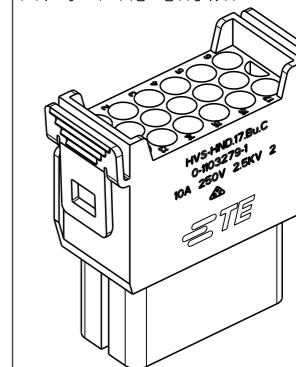
Contact arrangement
view from termination side



NOTES

- SUITABLE CRIMP CONTACTS: SERIES HN.D
CUSTOMER DRAWING: 1105050
OUTER DIMENSIONS OF INSULATION: MAX. Ø4mm
 - SUITABLE MODULE FIXING FRAME: SERIES HVS SIZE 3 TO 8
CUSTOMER DRAWING: 1103250
 - SUITABLE INSERTION TOOL:
CUSTOMER DRAWING: 1102855
 - SUITABLE EXTRACTION TOOL:
CUSTOMER DRAWING: 1102855
 - STANDARDS:
DIN EN 61984; DIN EN 60664-1
- 6 POLARIZATION RIPS
- 7 MARKING OF POLARIZATION ACCORDING TO MARKING OF MODULE FRAME
- 8 PACKAGING:
10 SETS IN A CARTON, PRE-MOUNTED

PN 0-1 As Shown

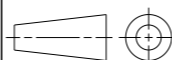


SCALE 1:1

QTY	DESCRIPTION	MATERIAL	COLOR	ITEM NO
1	FEMALE INSERT	PBT-GF10	LIGHT GREY	21
PN 0-1 / HVS-HN.D.17.BU.C				

THIS DRAWING IS A CONTROLLED DOCUMENT.

DIMENSIONS:
mm



MATERIAL



TOLERANCES UNLESS OTHERWISE SPECIFIED:
ISO 8075
DIN 150 2768 mh-E
DIN 16901-120

- 0 PLC ±
- 1 PLC ±
- 2 PLC ±
- 3 PLC ±
- 4 PLC ±
- ANGLES ±
- FINISH



DWN 20.02.2006

CHK 20.02.2006

APVD 20.02.2006

T.SCHNURPFIL

PRODUCT SPEC

108-74083

APPLICATION SPEC

114-74085

WEIGHT

CUSTOMER DRAWING

NAME
FEMALE INSERT
HVS-HND.17.BU.C

SIZE A3 CAGE CODE 00779 DRAWING NO. C-1103279 RESTRICTED TO

SCALE 2:1 SHEET 1 OF 1 REV C



单击下面可查看定价，库存，交付和生命周期等信息

[>>TE Connectivity\(泰科\)](#)