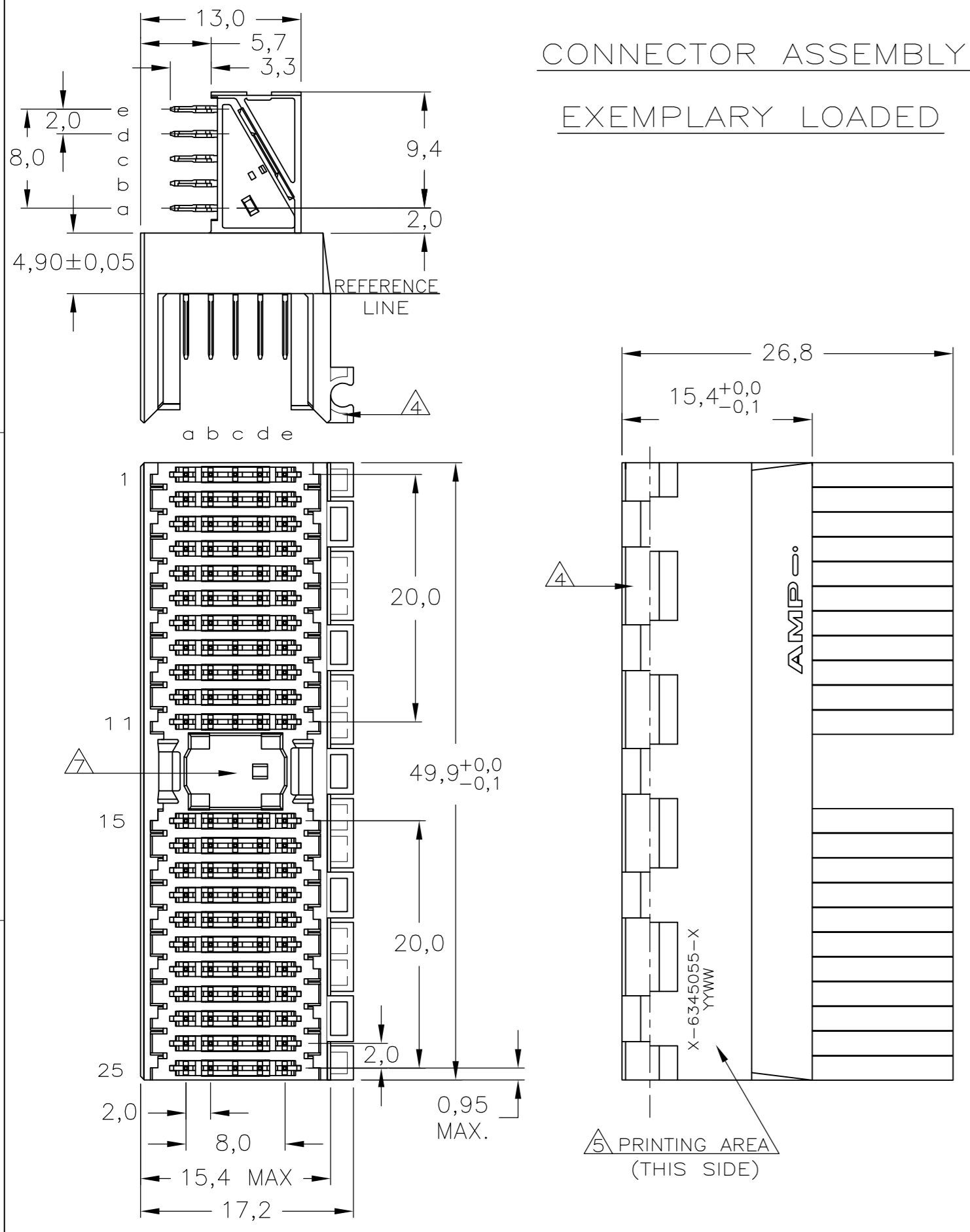
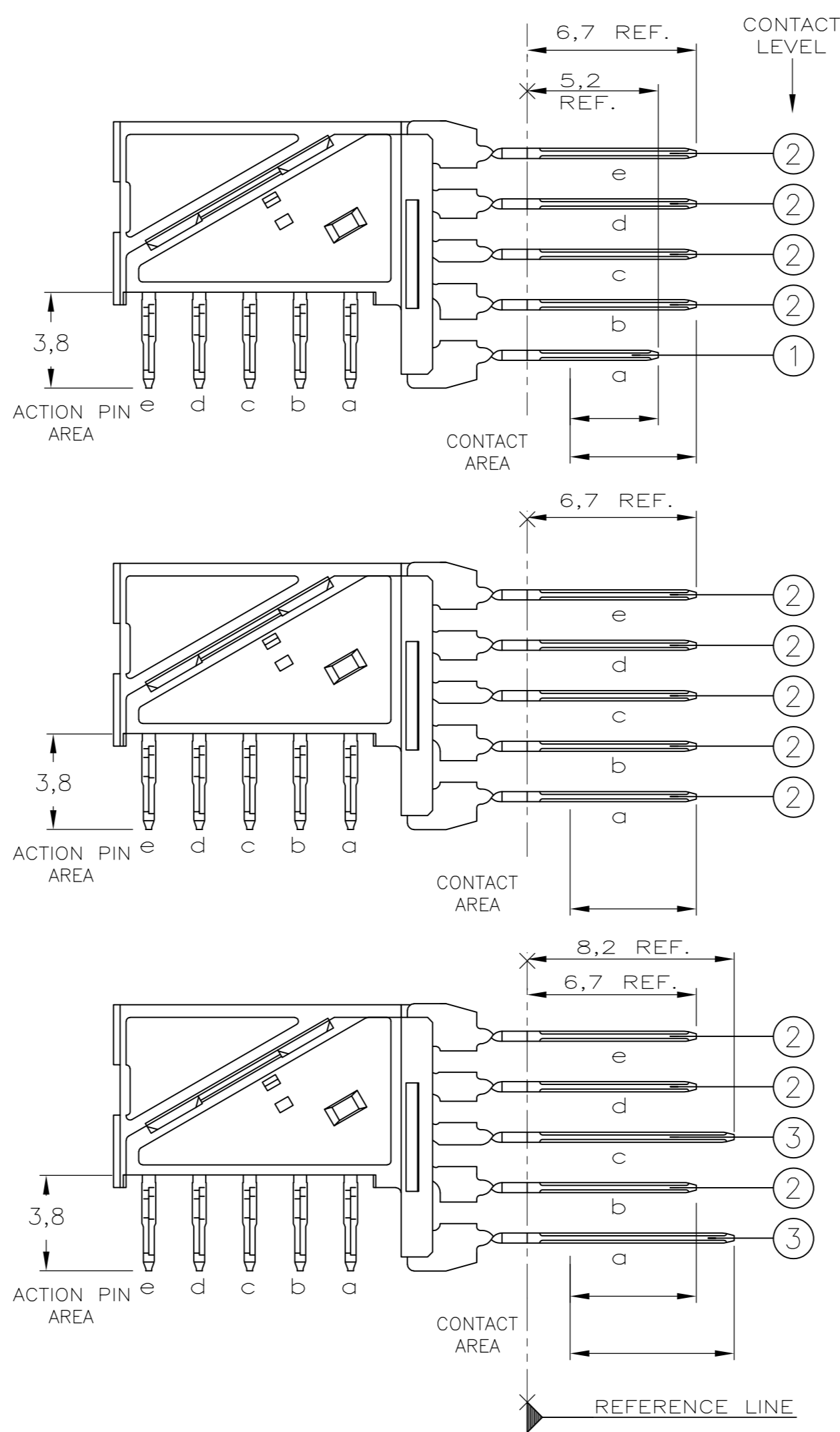


THIS DRAWING IS UNPUBLISHED. RELEASED FOR PUBLICATION  
 © COPYRIGHT BY TYCO ELECTRONICS CORPORATION. ALL RIGHTS RESERVED.



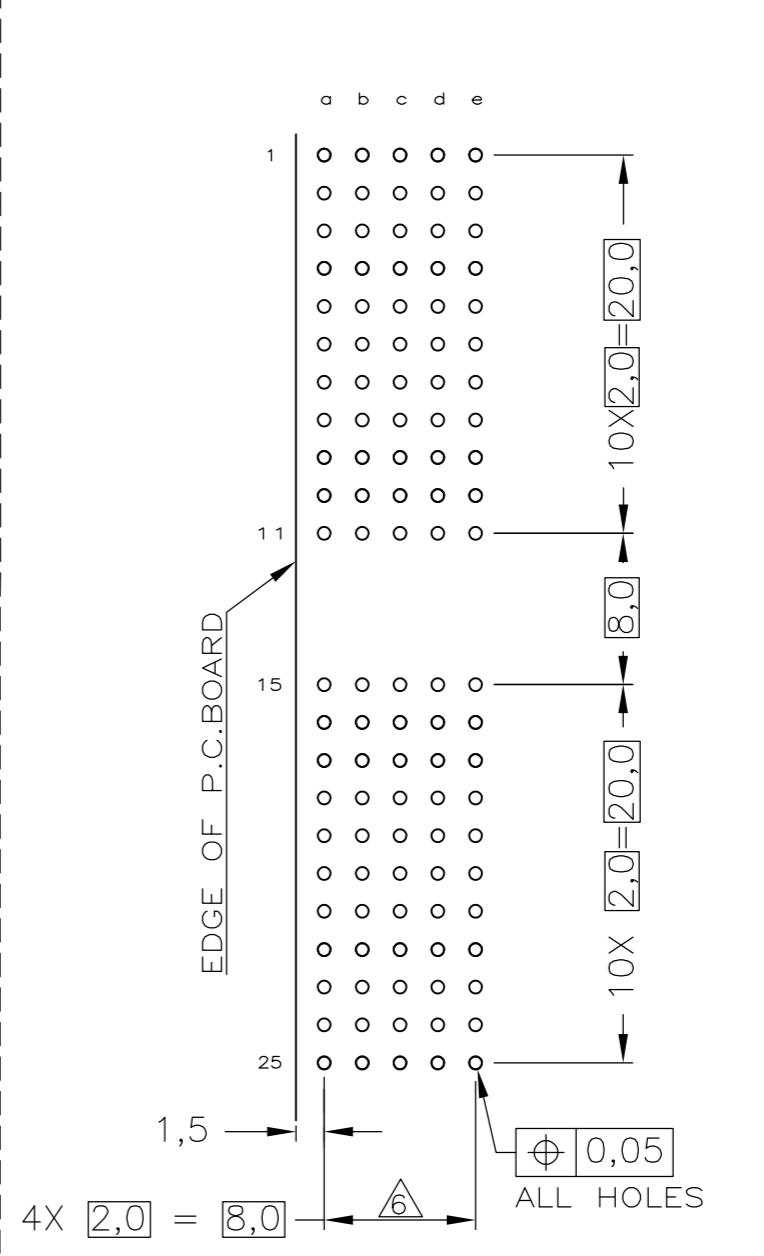
- NOTES:
- 1 MATERIAL HOUSING : GREY GLASSFILLED POLYESTER UL-RATING Ø
  - CONTACT : PHOSPHORBRONZE
  - △ GENERAL PLATING SPECIFICATION: UNDERPLATING (ENTIRE CONTACT): 1,27µm NICKEL MIN. AND ACTION PIN: 0,5µm TIN MIN. FOR PLATING OF MATING SURFACES SEE APPLICABLE SPECIFICATION REFERENCE FOR EACH DASH NUMBER.
  - △ CONFORMS TO ALL TESTING ACCORDING IEC 61076-4-101 PERFORMANCE LEVEL 2.
  - △ CONNECTOR ASSEMBLY WITH LATCH HINGE FOR CABLE CONNECTOR.
  - △ CONNECTOR PRINTED WITH PARTNUMBER AND DATECODE
  - △ PLATED-THROUGH HOLES AT 2x2mm SQUARE GRID.
  - △ AREA FOR KEYING PART (BASIC PART NUMBER 100525).

CONTACT DIMENSIONS



LOC	DIST	REVISIONS			
P	LTR	DESCRIPTION	DATE	DWN	APVD
B		EH10-0680-05	01JUN05	BSV	BM
C		ECR-10-01B652	10SEP10	JS	MQW

RECOMMENDED PCB-HOLE LAY-OUT  
 COMPONENT SIDE SHOWN



CONTACT LAYOUT

	a	b	c	d	e
1	1	2	2	2	2
2	2	2	2	2	2
3	2	2	2	2	2
4	2	2	2	2	2
5	2	2	2	2	2
6	2	2	2	2	2
7	2	2	2	2	2
8	2	2	2	2	2
9	2	2	2	2	2
10	2	2	2	2	2
11	2	2	2	2	2
MULTI PURPOSE CENTRE					
15	3	2	3	2	2
16	2	2	2	2	2
17	2	2	2	2	2
18	2	2	2	2	2
19	2	2	2	2	2
20	2	2	2	2	2
21	2	2	2	2	2
22	2	2	2	2	2
23	2	2	2	2	2
24	2	2	2	2	2
25	2	2	2	2	2

P.C.B. HOLE DIM. ACTION PIN FOR DETAILS SEE APPLICATION SPECIFICATION

THIS DRAWING IS A CONTROLLED DOCUMENT.		DWN K.N.KIRAN 25AUG2004	Tyco Electronics Corporation s-Hertogenbosch,5222AR-32	
DIMENSIONS: mm	TOLERANCES UNLESS OTHERWISE SPECIFIED: ±0.2	CHK B.MOOIJ 22DEC2004	NAME Z-PACK 2mm HM TYPE A 110 POS. RIGHT ANGLE MALE CONNECTOR ASSEMBLY	
MATERIAL	FINISH	APVD B.MOOIJ 22DEC2004	SIZE A2	CAGE CODE 00779
		PRODUCT SPEC 108-19082	DRAWING NO C=6345055	RESTRICTED TO -
		APPLICATION SPEC 114-19029	SCALE 5:1	SHEET 1 OF 1
		WEIGHT -	REV C	
		CUSTOMER DRAWING		

6345055

A

单击下面可查看定价，库存，交付和生命周期等信息

[>>TE Connectivity\(泰科\)](#)