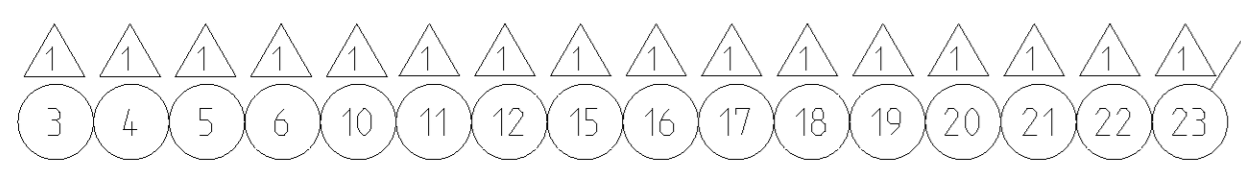
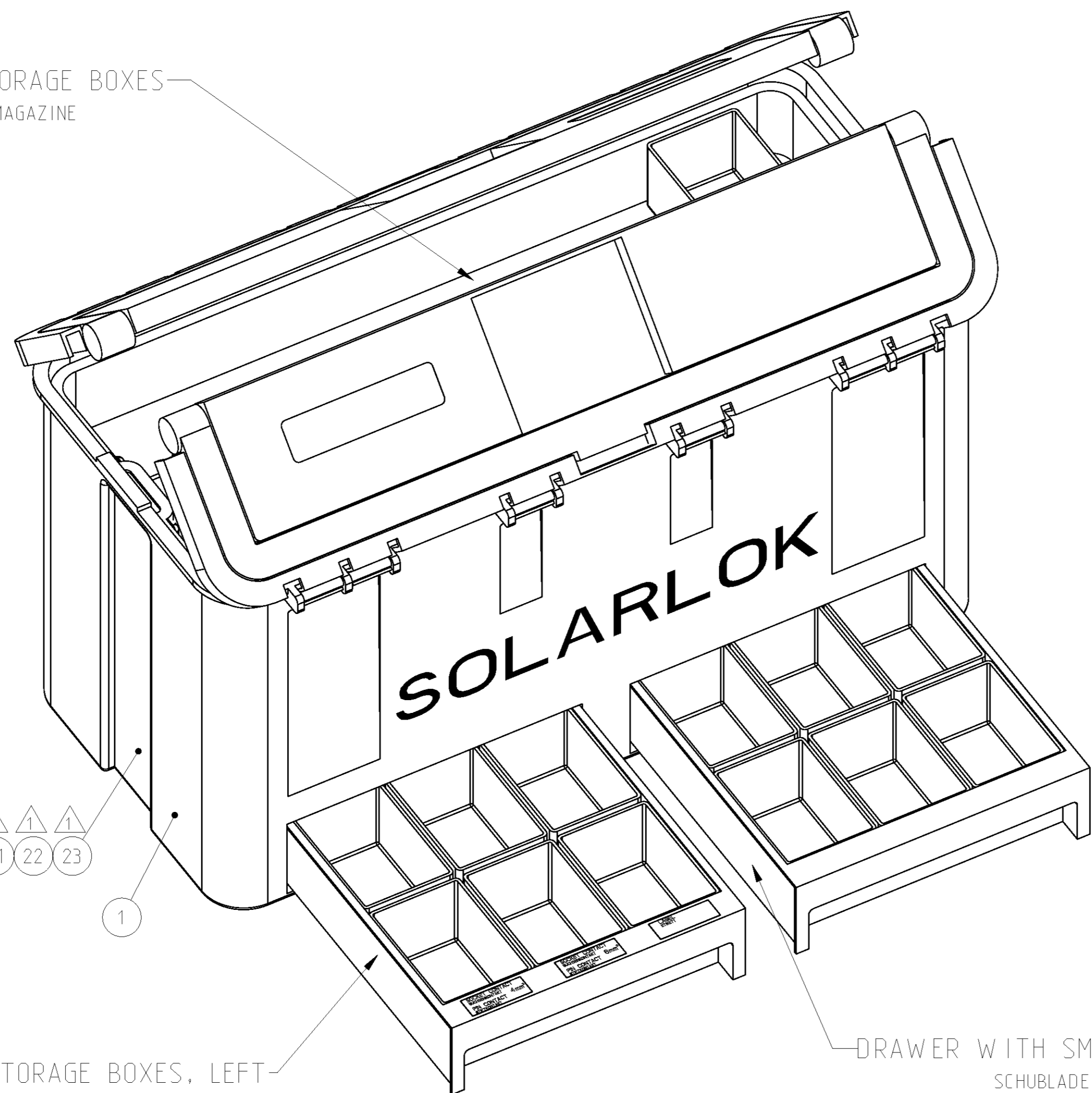


LOC	DIST	REV	DATE	BY	APPV
A1	-	J2	26MAY08	EW	AW
		J3	19DEC09	KK	AEG
		K1	09AUG2010	ER	AW
		L1	23MAR2011	ER	AW

TRAY WITH SMALL PARTS STORAGE BOXES  
KOFFEREINSATZ MIT KLEINTEILEMAGAZINE



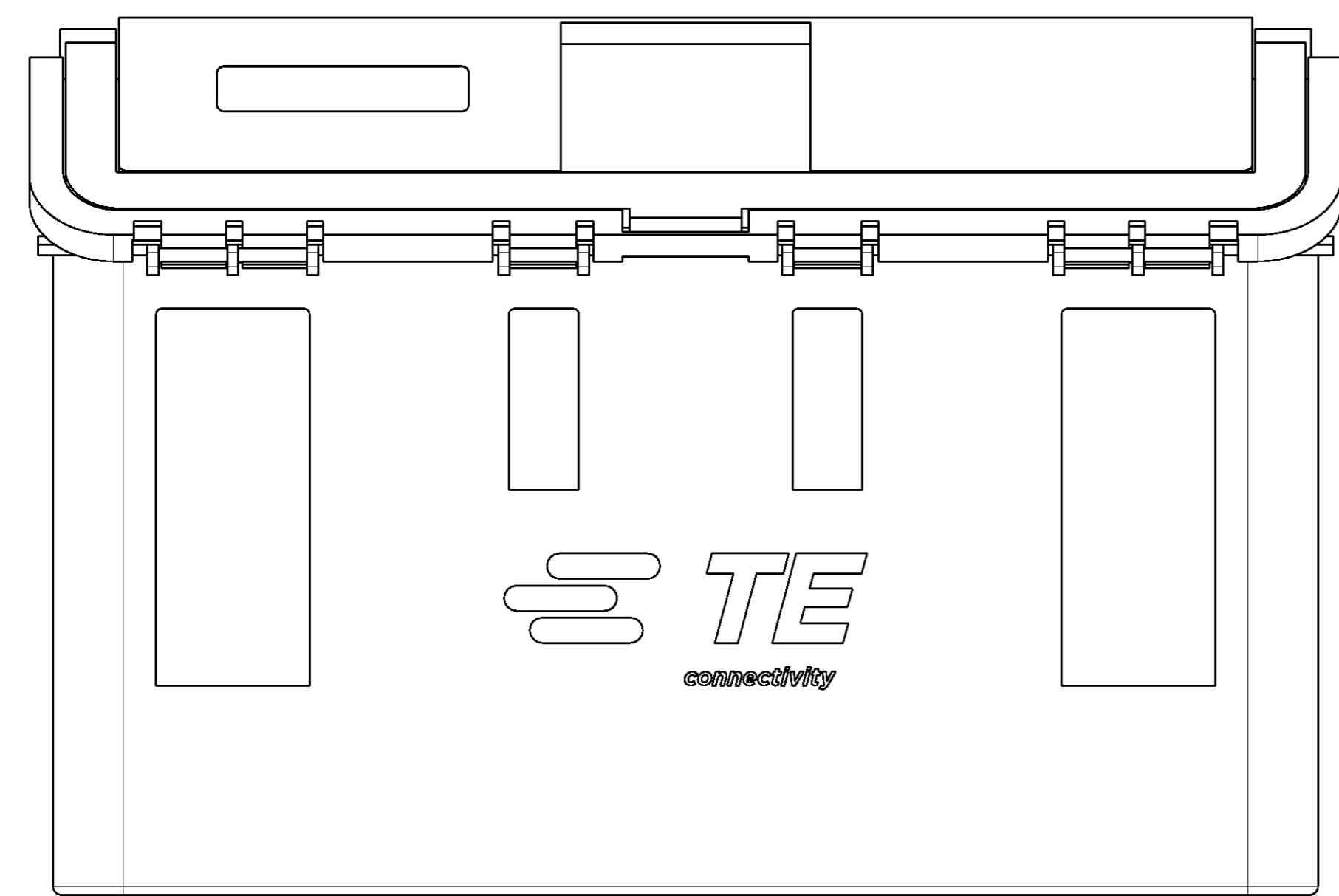
- △ INSERTED IN SOLARLOK BAG
- △ 50 PIECES PHOTOVOLTAIK CONNECTOR 1 POS. PREASSEMBLED ( ITEM NO. 3, 4, 5 OR 6 ) PACKAGED IN PLASTIC BAG
- △ 50 PIECES SOCKET CONTACT ASSY HVT. 4mm<sup>2</sup> / AWG 12 PN 1987281-2 FROM PHOTOVOLATIK CONNECTOR PN 1394462-3 ( ITEM NO. 4 ) OR PN 1394462-4 ( ITEM NO. 6 )
- △ 50 PIECES PIN CONTACT ASSY HVT. 4mm<sup>2</sup> / AWG 12 PN 1987280-2 FROM PHOTOVOLATIK CONNECTOR PN 1394461-3 ( ITEM NO. 3 ) OR PN 1394461-4 ( ITEM NO. 5 )
- 5 ASSEMBLED SOLARLOK BAG PACKAGED IN CARDBOARD BOX
- △ OBSOLETE PARTS: OBSOLETE CIS STREAMLINING

DRAWER WITH SMALL PARTS STORAGE BOXES, LEFT  
SCHUBLADE MIT KLEINTEILEMAGAZINE, LINKS

DRAWER WITH SMALL PARTS STORAGE BOXES, RIGHT  
SCHUBLADE MIT KLEINTEILEMAGAZINE, RECHTS

- △ IN SOLARLOK-KOFFER EINGELEGT
- △ 50 STUECK VORASSEMBLIERTE PHOTOVOLTAIK STECKVERBINDER 1 POL. ( ITEM NO. 3, 4, 5 ODER 6 ) VERPACKT IN KUNSTSTOFF-BEUTEL
- △ 50 STUECK BUCHSENKONTAKT ASSY HVT. 4mm<sup>2</sup> / AWG 12 PN 1987281-2 AUS PHOTOVOLATIK STECKVERBINDER PN 1394462-3 ( ITEM NO. 4 ) ODER PN 1394462-4 ( ITEM NO. 6 )
- △ 50 STUECK STIFTKONTAKT ASSY HVT. 4mm<sup>2</sup> / AWG 12 PN 1987280-2 AUS PHOTOVOLATIK STECKVERBINDER PN 1394461-3 ( ITEM NO. 3 ) ODER PN 1394461-4 ( ITEM NO. 5 )
- 5 BESTUECKTER SOLARLOK-KOFFER IN KARTON VERPACKT
- △ VERALTETE TEILE: VERALTET NACH CIS STREAMLINING

REAR VIEW  
RÜCKANSICHT



QTY	RECD	PER	ASSY	PARTNUMBER	DESCRIPTION	REV	ITEM NO
-	-	-	1	1654276-1	SOLARLOK INTERCONNECTION SYSTEM INSTALLATION MANUAL		23
-	-	-	30	-	PINCH RING SEAL, ASSY		22
-	-	-	50	1987424-1	COVER FOR PHOTOVOLTAIK CONNECTOR		21
-	-	-	50	1987419-1	PLUG COVER		20
-	-	-	20	2106207-1	SOLARLOK SAFETY COLLAR		19
-	-	1	1	-	CUSTOMER DRAWING PN 1394462		18
-	-	1	1	-	CUSTOMER DRAWING PN 1394461		17
-	-	1	1	411-18305-1	INSTRUCTION SHEET		16
-	-	1	1	-	CUSTOMER DRAWING PN 1534858		15
-	-	1	-	8-1579001-2	VARIO CRIMP HEAD AWG 10		14
-	-	1	-	1-1579004-9	SOLARLOK HAND CRIMPING TOOL - AWG 12		13
-	-	-	1	1-1579004-2	SOLARLOK HAND CRIMPING TOOL - METRIC		12
-	-	1	1	4-1579002-2	INSULATION STRIPPER		11
-	-	1	1	1102855-3	EXTRACTION TOOL		10
-	-	100	100	1718077-1	LABEL, DO NOT DISCONNECT UNDER LOAD		9
-	-	100	100	1987280-4	PIN CONTACT ASSY HVT. 6mm <sup>2</sup> / AWG 10		8
-	-	100	100	1987281-3	SOCKET CONTACT ASSY HVT. 6mm <sup>2</sup> / AWG 10		7
-	-	50	50	1394462-4	PHOTOVOLATIK CONNECTOR 1 POS. (SOCKET, MINUS 4mm <sup>2</sup> / AWG 12)	△△△	6
-	-	50	50	1394461-4	PHOTOVOLATIK CONNECTOR 1 POS. (PIN, MINUS 4mm <sup>2</sup> / AWG 12)	△△△	5
-	-	50	50	1394462-3	PHOTOVOLATIK CONNECTOR 1 POS. (SOCKET, PLUS 4mm <sup>2</sup> / AWG 12)	△△△	4
-	-	50	50	1394461-3	PHOTOVOLATIK CONNECTOR 1 POS. (PIN, PLUS 4mm <sup>2</sup> / AWG 12)	△△△	3
-	-	1	-	-	SOLARLOK BAG		2
-	-	1	-	-	SOLARLOK BAG		1
-	-	-2	-1	PARTNUMBER	DESCRIPTION		ITEM NO

THIS DRAWING IS A CONTROLLED DOCUMENT. DATE: 15-MAY-02. RELEASED FOR PUBLICATION FOR THIS REFERENCE ONLY. ALL RIGHTS RESERVED. AUTOMATICALLY GENERATED BY PRO/ENGINEER DRAWING SOFTWARE. COPYRIGHT 2002. TE CONNECTIVITY.

OWN: E. WERNER, 15-MAY-02  
 CDR: H. SCHERER, 15-MAY-02  
 APPV: G. FELDMEIER, 15-MAY-02

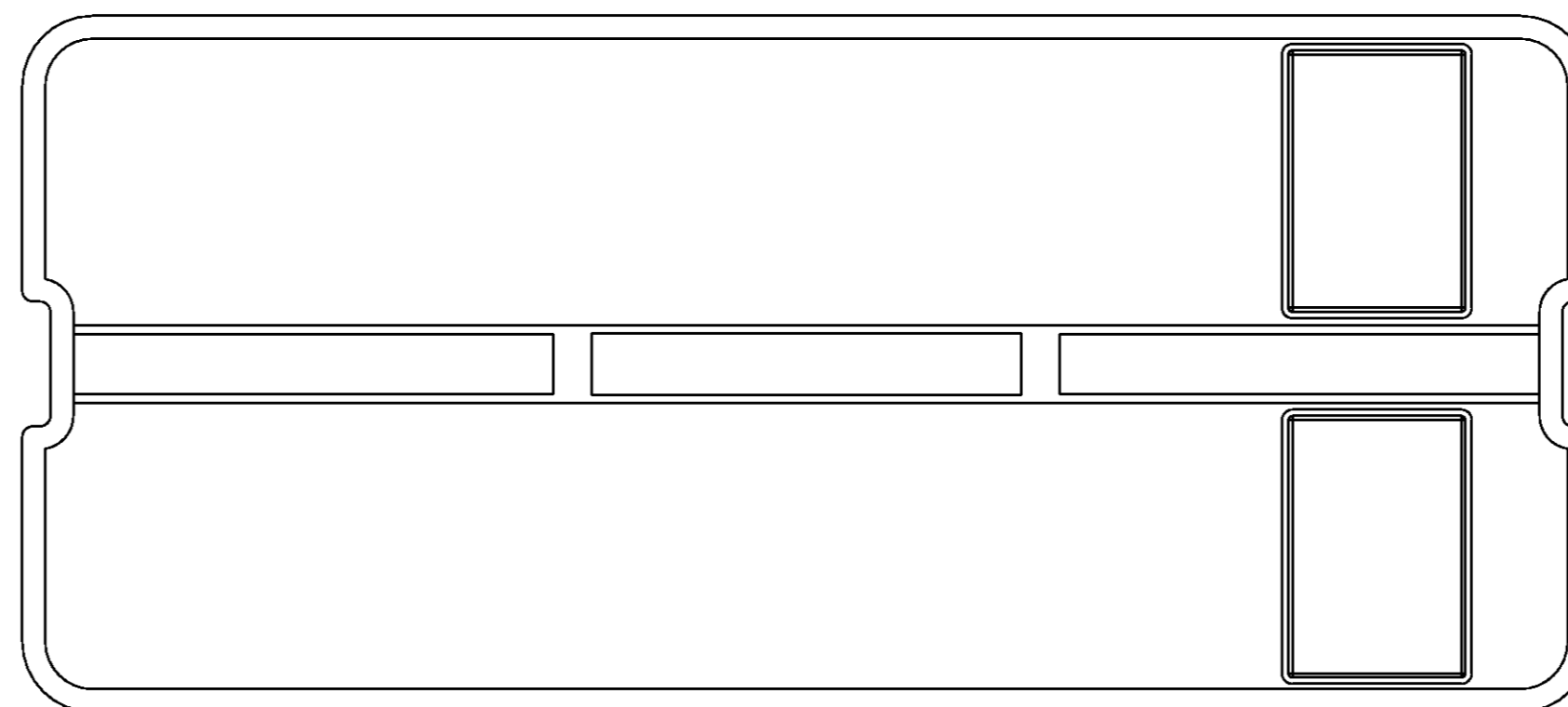
NAME: SOLARLOK BAG, ASSEMBLED SOLARLOK-KOFFER, BESTUECKT

PRODUCT SPEC: -  
 APPLICATION SPEC: -

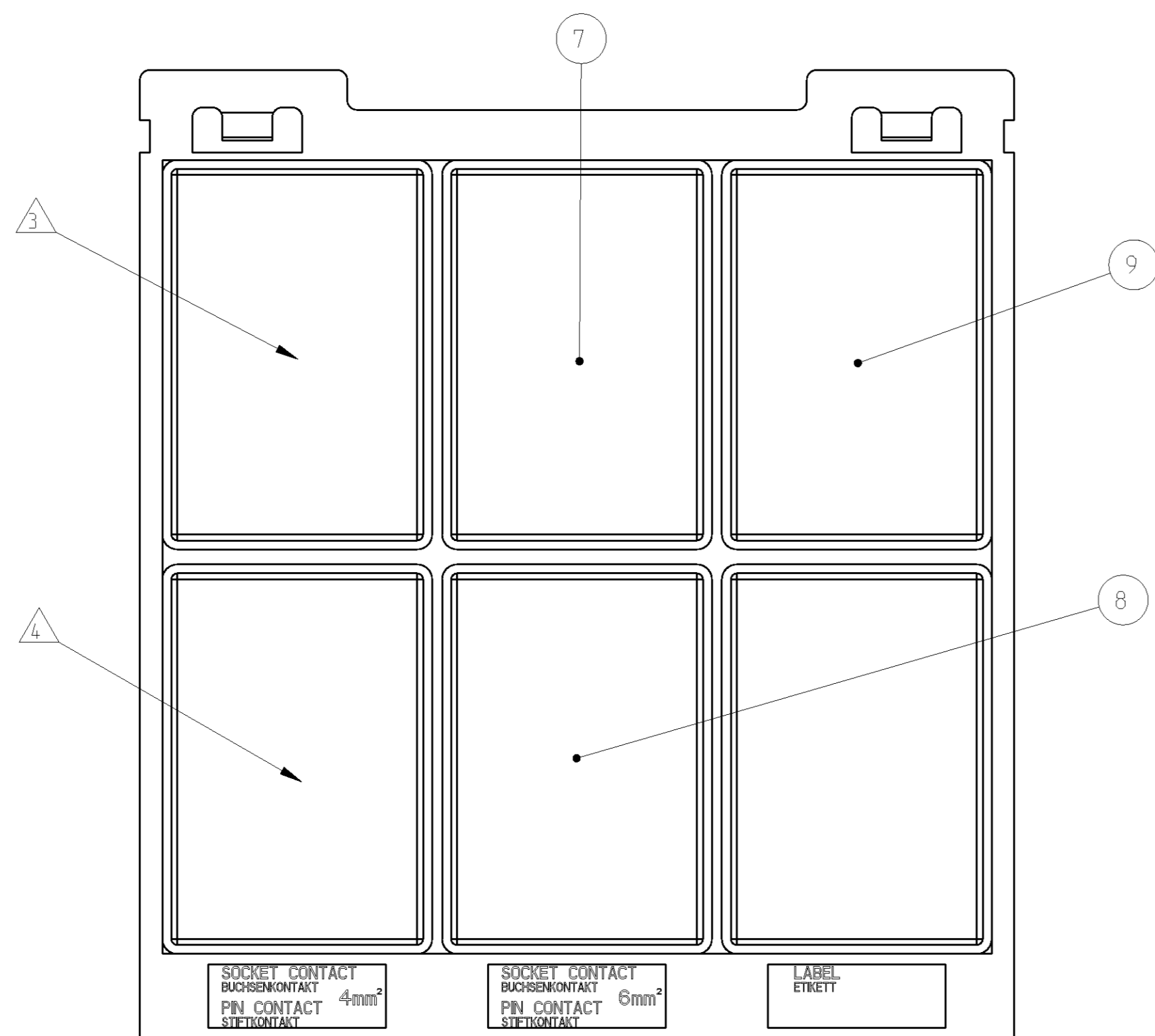
SCALE: 1:2  
 SHEET: 1 OF 3  
 REV: L1

LOC	DIST	F	LTB	REVISIONS ÄNDERUNGEN	DATE	DWN	APVD
A1	-	-	-	DESCRIPTION BESCHREIBUNG			
				SEE SHEET 1	-	-	-

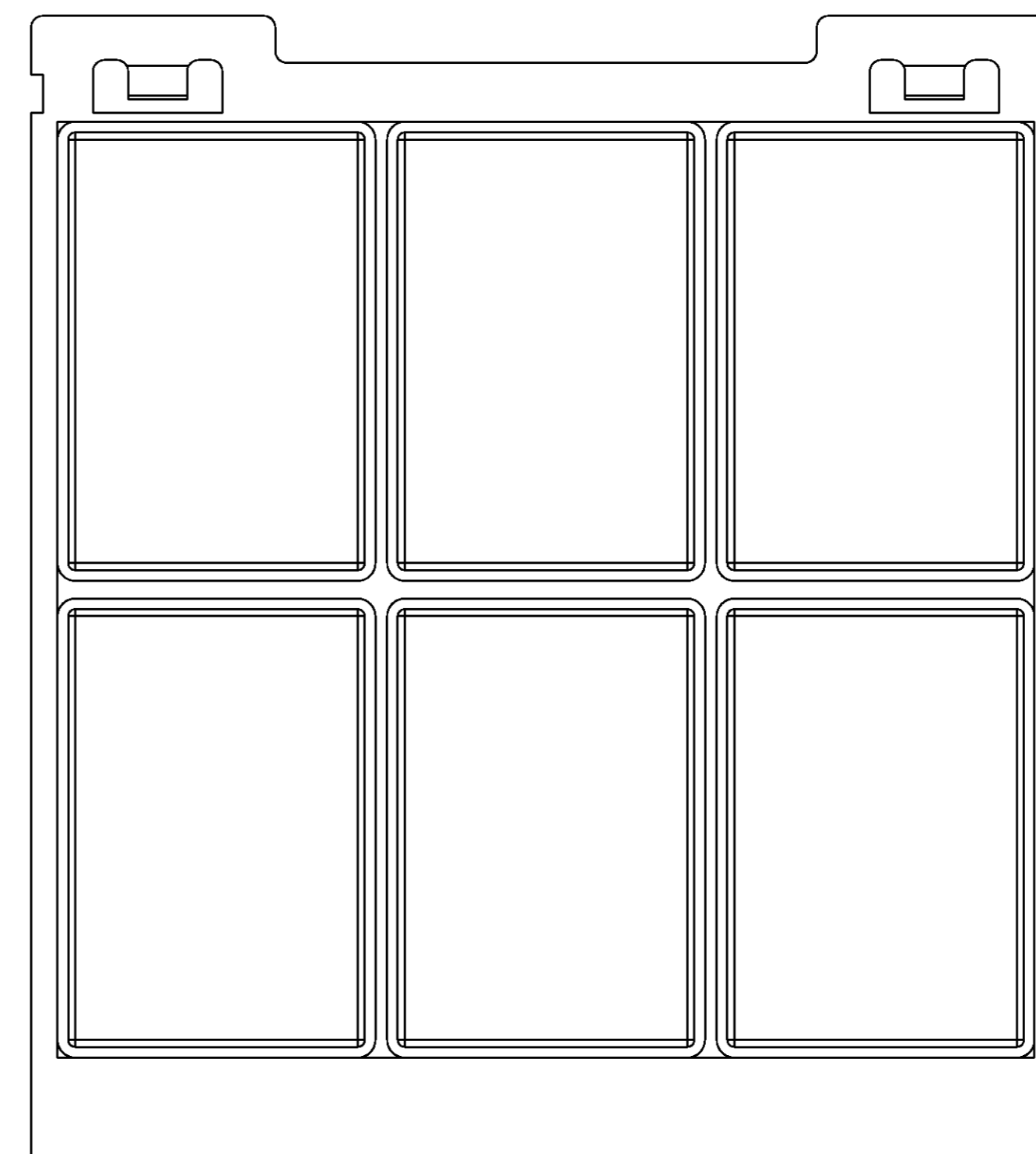
TRAY WITH SMALL PARTS STORAGE BOXES  
KOFFEREINSATZ MIT KLEINTEILEMAGAZINE



DRAWER WITH SMALL PARTS STORAGE BOXES, LEFT  
SCHUBLADE MIT KLEINTEILEMAGAZINE, LINKS  
SCALE 1:1 / M 1:1



DRAWER WITH SMALL PARTS STORAGE BOXES, RIGHT  
SCHUBLADE MIT KLEINTEILEMAGAZINE, RECHTS  
SCALE 1:1 / M 1:1

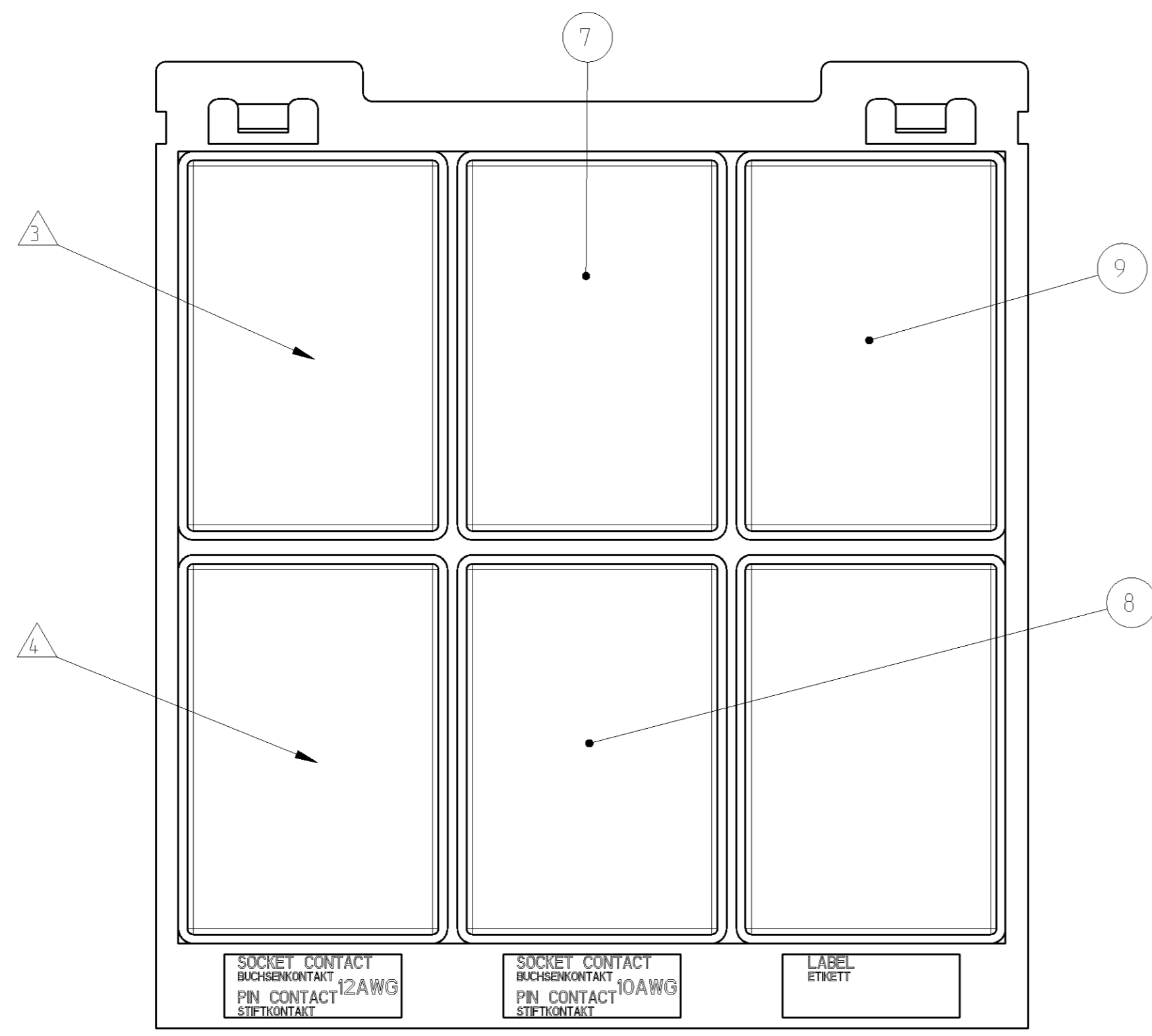


-1 AS SHOWN  
-1 WIE GEZEICHNET

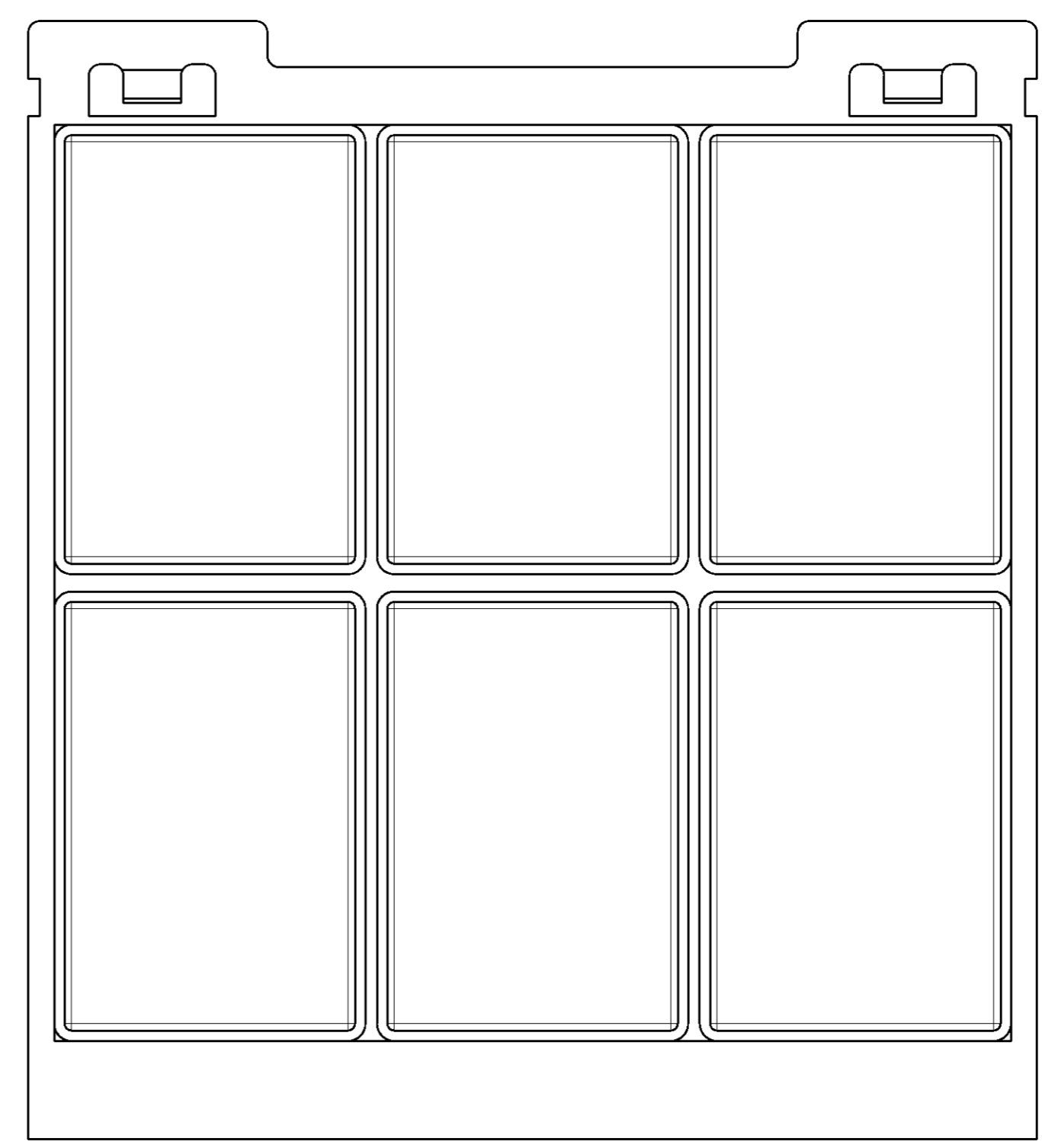
THIS DRAWING IS A CONTROLLED DOCUMENT. DIESE ZEICHNUNG WIRD DURCH AUF BEFRAHTE KONTROLLETT. ANDERSON, DIE DEN TECHNISCHEN BESCHREIBUNG UND VERFAHREN NACH ANFORDERUNG DER VERFAHRENBESCHREIBUNG ZURÜCKZUGELASSEN WERDEN KÖNNEN.		DWN E. WERNER	15-MAY-02	 TE Connectivity	NAME SOLARLOK BAG, ASSEMBLED SOLARLOK-KOFFER, BESTUECKT																
<table border="1"> <tr> <th>DIMENSIONS</th> <th>TOLERANCES, UNLESS OTHERWISE SPECIFIED:</th> </tr> <tr> <td>MASSENHEITEN (mm)</td> <td>ALLGEMEINTOLERANZEN</td> </tr> <tr> <td>0 PLC</td> <td>±</td> </tr> <tr> <td>1 PLC</td> <td>±</td> </tr> <tr> <td>2 PLC</td> <td>±</td> </tr> <tr> <td>3 PLC</td> <td>±</td> </tr> <tr> <td>4 PLC</td> <td>±</td> </tr> <tr> <td>MATERIAL</td> <td>FINISH/BOHRLEUCHE/FARBE</td> </tr> </table>		DIMENSIONS	TOLERANCES, UNLESS OTHERWISE SPECIFIED:		MASSENHEITEN (mm)	ALLGEMEINTOLERANZEN	0 PLC	±	1 PLC	±	2 PLC	±	3 PLC	±	4 PLC	±	MATERIAL	FINISH/BOHRLEUCHE/FARBE	CHK H. SCHERER	15-MAY-02	APVD G. FEILMEIER
DIMENSIONS	TOLERANCES, UNLESS OTHERWISE SPECIFIED:																				
MASSENHEITEN (mm)	ALLGEMEINTOLERANZEN																				
0 PLC	±																				
1 PLC	±																				
2 PLC	±																				
3 PLC	±																				
4 PLC	±																				
MATERIAL	FINISH/BOHRLEUCHE/FARBE																				
<table border="1"> <tr> <th>PRODUCT SPEC.</th> <th>APPLICATION SPEC.</th> </tr> <tr> <td>PRODUCTSPEZ.</td> <td>VERARBEITUNGSSPEZ.</td> </tr> </table>		PRODUCT SPEC.	APPLICATION SPEC.	PRODUCTSPEZ.	VERARBEITUNGSSPEZ.	SIZE A1	CAGE CODE 00779	DRAWING NO. 1534858	RESTRICTED TO NUR FÜR												
PRODUCT SPEC.	APPLICATION SPEC.																				
PRODUCTSPEZ.	VERARBEITUNGSSPEZ.																				
CUSTOMER DRAWING		SCALE MASSSTAB	1:2	SHEET BLATT	2 OF VON 3																

LOC	DIST	F	LTB	REVISIONS	DATE	DWN	APVD
A1	-	-	-	AMENDMENT ÄNDERUNG			
				DESCRIPTION BESCHREIBUNG			
				SEE SHEET 1			

DRAWER WITH SMALL PARTS STORAGE BOXES, LEFT  
 SCHUBLADE MIT KLEINTEILEMAGAZINE , LINKS



DRAWER WITH SMALL PARTS STORAGE BOXES, RIGHT  
 SCHUBLADE MIT KLEINTEILEMAGAZINE , RECHTS



**-2 OBSOLETE**

-2 AS SHOWN  
 -2 WIE GEZEICHNET

THIS DRAWING IS A CONTROLLED DOCUMENT. <small>DEUTSCH: DIMENSIONIERUNGSWEISE UND DABEI AUF INCORPORATED UNTERLIEGT. ANSCHLIESSENDE VERÄNDERUNGEN SIND ZU VERMEIDEN. ALLE VERÄNDERUNGEN SIND ZU VERZEICHNEN.</small>		DWN E. WERNER 15-MAY-02	15-MAY-02	TE Connectivity																		
<table border="1"> <tr> <th>DIMENSIONS</th> <th>TOLERANCES</th> </tr> <tr> <td>MASSENHEITEN (mm)</td> <td>OTHERWISE SPECIFIED: ALLGEMEINTOLERANZEN</td> </tr> <tr> <td>0 PLC</td> <td>±</td> </tr> <tr> <td>1 PLC</td> <td>±</td> </tr> <tr> <td>2 PLC</td> <td>±</td> </tr> <tr> <td>3 PLC</td> <td>±</td> </tr> <tr> <td>4 PLC</td> <td>±</td> </tr> <tr> <td>ANGLES ON HOLE</td> <td>±</td> </tr> <tr> <td>FINISH/BOHRFLÄCHE/FARB</td> <td></td> </tr> </table>		DIMENSIONS	TOLERANCES		MASSENHEITEN (mm)	OTHERWISE SPECIFIED: ALLGEMEINTOLERANZEN	0 PLC	±	1 PLC	±	2 PLC	±	3 PLC	±	4 PLC	±	ANGLES ON HOLE	±	FINISH/BOHRFLÄCHE/FARB		CHK H. SCHERER 15-MAY-02	15-MAY-02
DIMENSIONS	TOLERANCES																					
MASSENHEITEN (mm)	OTHERWISE SPECIFIED: ALLGEMEINTOLERANZEN																					
0 PLC	±																					
1 PLC	±																					
2 PLC	±																					
3 PLC	±																					
4 PLC	±																					
ANGLES ON HOLE	±																					
FINISH/BOHRFLÄCHE/FARB																						
<table border="1"> <tr> <td>MATERIAL</td> <td></td> <td>WEIGHT GEWICHT</td> <td></td> </tr> <tr> <td></td> <td></td> <td></td> <td></td> </tr> </table>		MATERIAL		WEIGHT GEWICHT						APVD G. FELDMEIER 15-MAY-02		SIZE A1										
MATERIAL		WEIGHT GEWICHT																				
CUSTOMER DRAWING		CASE CODE 00779		DRAWING NO. 1534858																		
		SCALE 1:2		SHEET 3 OF 3																		

单击下面可查看定价，库存，交付和生命周期等信息

[>>TE Connectivity\(泰科\)](#)