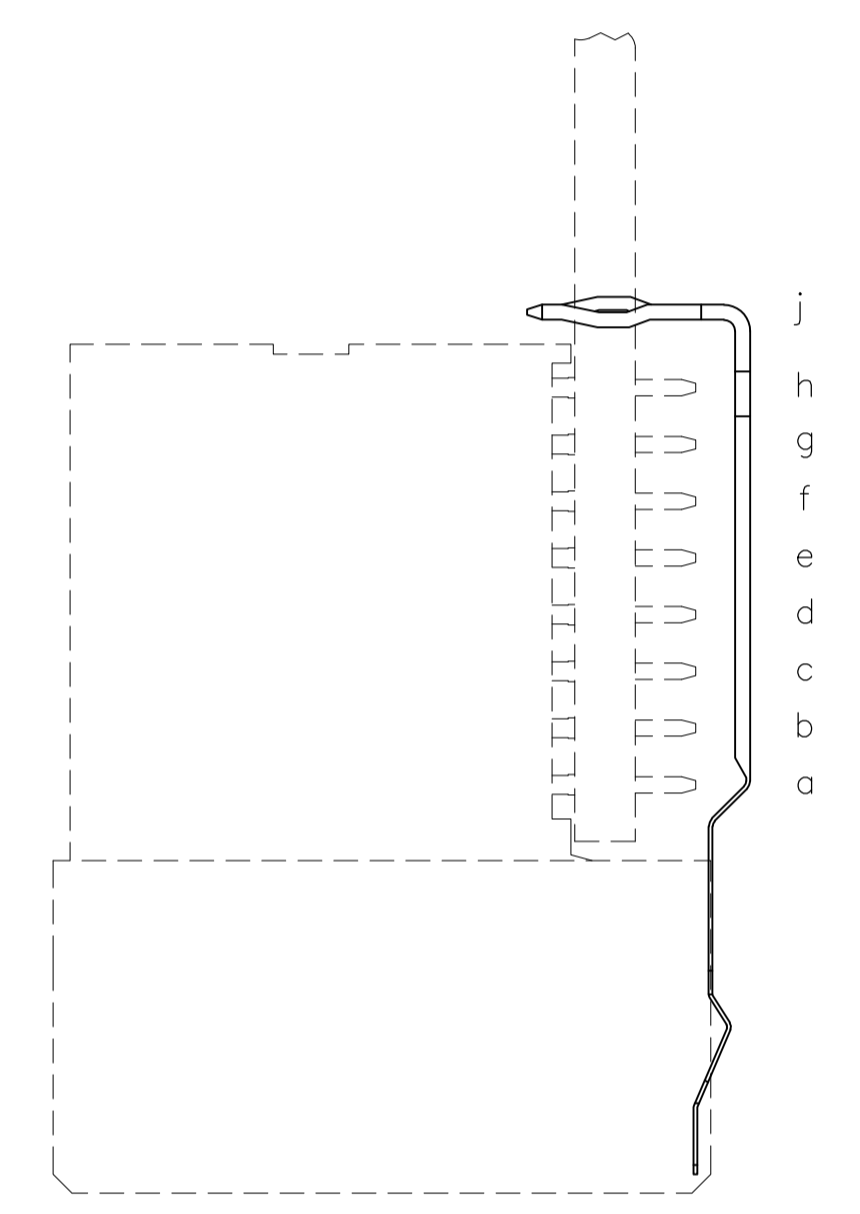
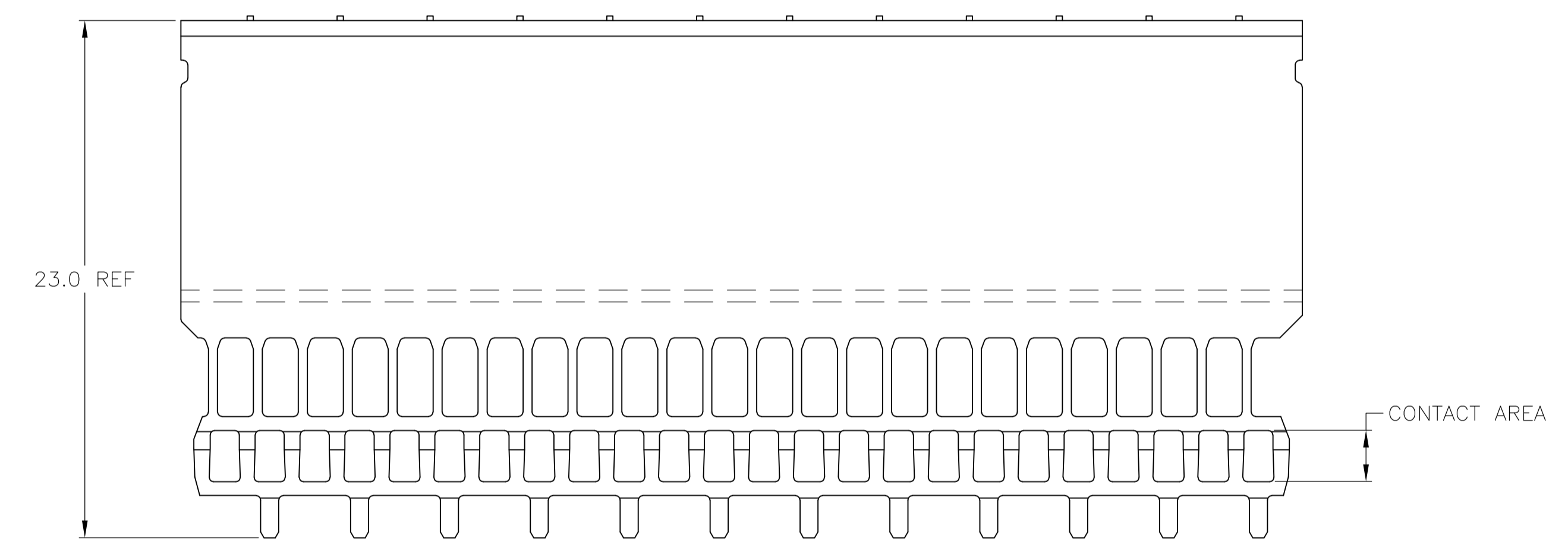
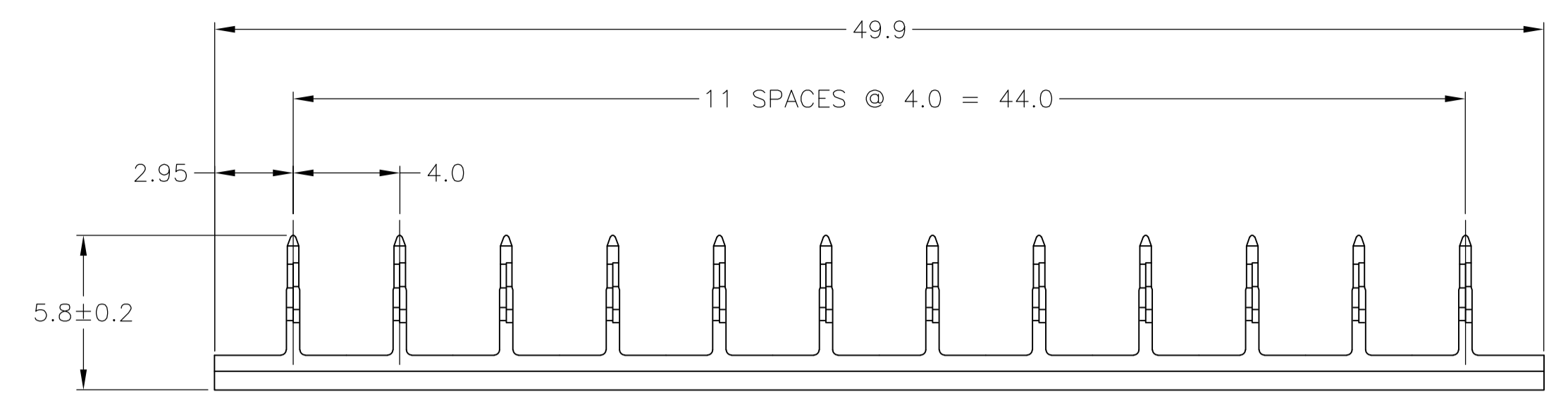
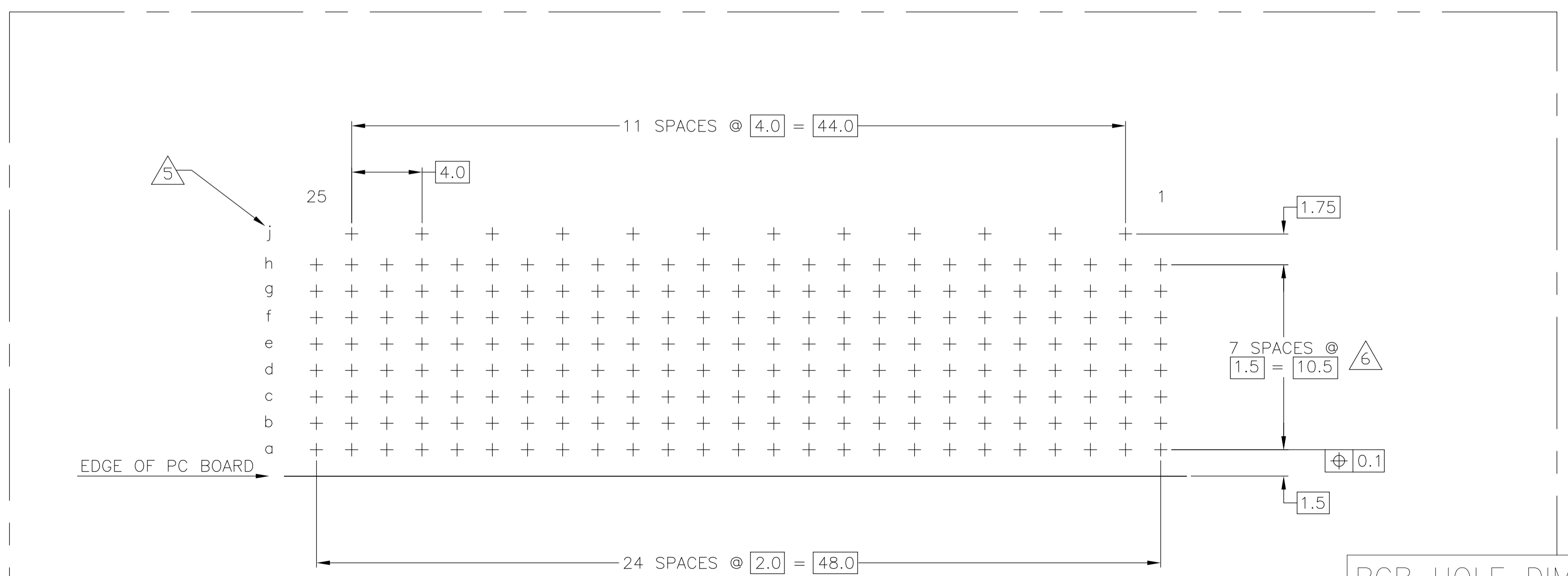


LOC		DIST		REVISIONS			
P	LTR	DESCRIPTION	DATE	DN	APVD		
H		REVISED PER ECO-10-023917	23NOV2010	SY	CW		



- 1 MATERIAL:
CONTACT: PHOSPHOR BRONZE.
- 2 GENERAL PLATING SPECIFICATION: UNDERPLATING
(ENTIRE CONTACT): 1.27µm MIN NICKEL AND ACTION
PIN: 0.5µm MIN TIN/LEAD.
FOR PLATING OF MATING SURFACES SEE APPLICABLE
SPECIFICATION REFERENCE FOR EACH DASH NUMBER.
- 3 CONFORMS TO ALL TESTING ACCORDING TO IEC 61076-4-101
PERFORMANCE LEVEL 2.
- 4 CONNECTOR TESTED AND QUALIFIED AGAINST TELCORDIA GR-1217-CORE
QUALITY LEVEL 3, CENTRAL OFFICE APPLICATIONS.
- 5 ROW J 12 PLATED THROUGH HOLES FOR LOWER-SHIELD.
- 6 HOLE PATTERN FOR FEMALE CONNECTOR TYPE A.
200 PLATED-THROUGH HOLES A 1.5 X 2mm GRID.
- 7 CONTACT AREA LUBRICATED WITH BELLCORE APPROVED LUBRICANT.
TECHNICAL REFERENCE: GR-1217-CORE, ISSUE 1, NOVEMBER 1995.



PCB HOLE DIM ACTION PIN
 DRILLED HOLE: 0.7±0.025
 FIN HOLE: 0.55 TO 0.65mm
 Cu-thks: 0.025 TO 0.050mm
 SnPb-thks: 0.004 TO 0.010mm

COMPONENT SIDE AS SHOWN
 RECOMMENDED PCB-HOLE LAYOUT

SUPERSEDED BY 646430-1	2	4	7	646430-9
	3			646430-1
				FINISH PART NUMBER

THIS DRAWING IS A CONTROLLED DOCUMENT.		DIN B CARDO 06DEC05	Tyco Electronics Corporation Harrisburg, PA 17105-3608
DIMENSIONS: mm		CIK G SKIPPER 06DEC05	
TOLERANCES UNLESS OTHERWISE SPECIFIED:		APVD G SKIPPER 06DEC05	NAME GROUND RETURN LOWER-SHIELD, TYPE E Z-PACK 2mm HM 8 ROW, FEMALE (INTEGRATED VERSION)
0-PLC ±		PRODUCT SPEC	
1-PLC ±0.1		APPLICATION SPEC	SIZE CASE CODE DRAWING NO
2-PLC ±		FINISH SEE TABLE	RESTRICTED TO
3-PLC ±			WEIGHT
4-PLC ±			A1 00779 C=646430
ANGLES			CUSTOMER DRAWING
			SCALE 5:1 SHEET 1 OF 1 REV H

单击下面可查看定价，库存，交付和生命周期等信息

[>>TE Connectivity\(泰科\)](#)