THIS DRAWING IS UNPUBLISHED. RELEASED FOR PUBLICATION - ,- .
© COPYRIGHT - By - ALL RIGHTS RESERVED.

LOC	DIST
AD	00

REVISIONS

P	LTR	DESCRIPTION	DATE	DWN	APVD
	C	REVISED PER ECO-14-006554	09MAY2014	NK	MM

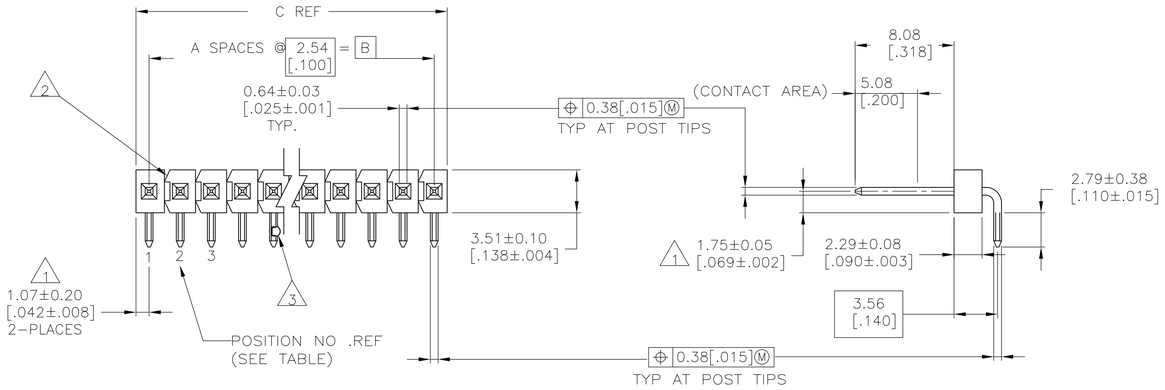

1. THE NOTED DIMENSIONS APPLY AT THE INTERSECTION OF THE POST AND HOUSING.
2. BREAKAWAY NOTCH ANGLE CAN BE ORIENTED TO THE RIGHT (AS SHOWN) OR TO THE LEFT.
3. SELECTIVE POSTS ARE FORMED TO PROVIDE CONNECTOR RETENTION TO PC BOARD UNTIL SOLDERED. RETENTION FEATURE IS FOR .055 MINIMUM PC BOARD THICKNESS. (SEE DETAIL Z FOR FORM AND TABLE FOR LOCATIONS.)
4. HOUSING: GLASS FILLED THERMOPLASTIC, COLOR, BLACK. (WILL WITHSTAND VAPOR PHASE REFLOW.)
5. 0.000076[.0000030] MIN GOLD OVER 0.00068[.000027] Pd/Ni ON CONTACT AREA, 0.00254-0.00508 [.000100-.000200] MATTE TIN ON SOLDER TAIL, ALL OVER 0.00127 [.000050] NICKEL.

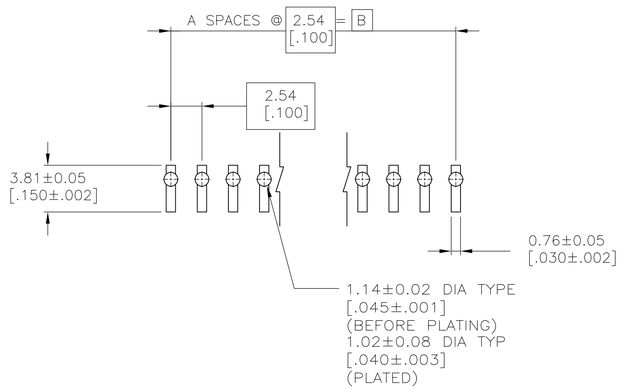

RECOMMENDED PC BOARD MOUNTING DIMENSIONS FOR 1.60 [.063] THICK PC BOARD AND 0.305[.0120] STENCIL THICK.

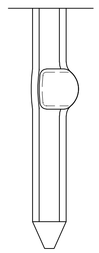

DETAIL Z
POST DETAIL TYP
2 POST MINIMUM
SCALE 20:1

5	1,2,39,40	101.19 [3.984]	99.06 [3.900]	39	40	4-1977964-0
5	1	2.13 [.084]	-	0	1	1977964-1
PLATING	HOLD-DOWN POST CONFIG. LOCATIONS.	C	B	A	NO. OF POSITIONS	PART NUMBER

THIS DRAWING IS A CONTROLLED DOCUMENT.

DIMENSIONS: mm [INCHES]

TOLERANCES UNLESS OTHERWISE SPECIFIED:
0 PLC ± -
1 PLC ± -
2 PLC ± 0.51[0.02]
3 PLC ± 0.127[0.005]
4 PLC ± 0.0127[0.0005]
ANGLES ± -

MATERIAL 4

FINISH SEE TABLE

DWN KIRAN HOLAL 21SEP13
CHK MILLER, MICHAEL 21SEP13
APVD MILLER, MICHAEL 21SEP13

PRODUCT SPEC —
APPLICATION SPEC —
WEIGHT —

TE Connectivity

NAME HEADER ASSY MOD II, BREAKAWAY,HIGH TEMPERATURE, RIGHT ANGLE SINGLE ROW, .100 C/L W/.025 SQUARE POSTS WITH HOLD-DOWN CONFIGURATION

SIZE	CAGE CODE	DRAWING NO	RESTRICTED TO
A1	00779	C-1977964	—

CUSTOMER DRAWING

SCALE	SHEET	REV
4:1	1 OF 1	C

4805 (3/11)

Downloaded From Oneyac.com

单击下面可查看定价，库存，交付和生命周期等信息

>>TE Connectivity(泰科)

Downloaded From Oneyac.com