

THIS DRAWING IS UNPUBLISHED. RELEASED FOR PUBLICATION
 © COPYRIGHT BY TYCO ELECTRONICS CORPORATION. ALL INTERNATIONAL RIGHTS RESERVED.

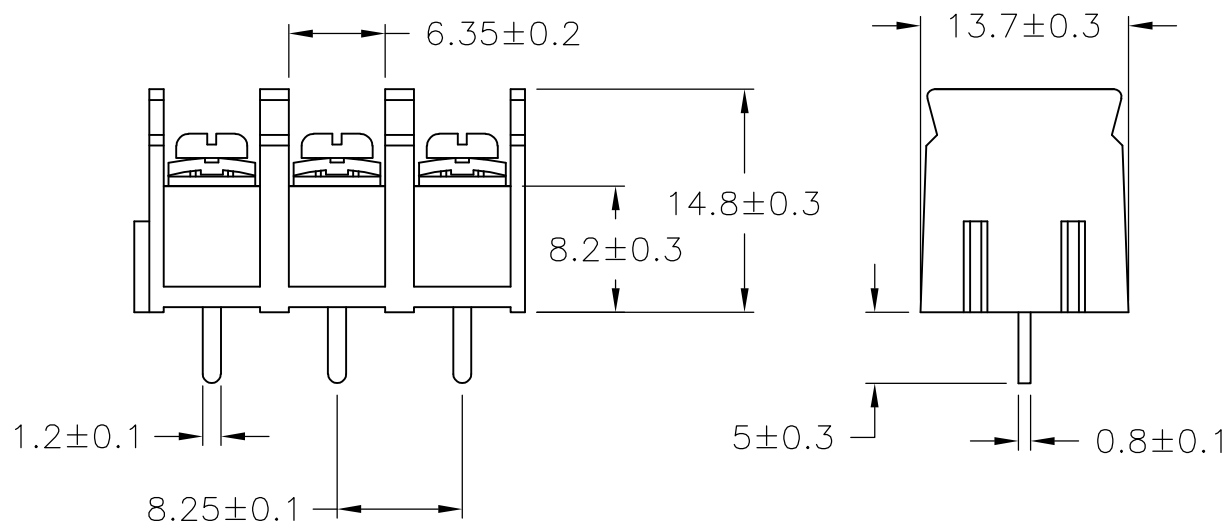
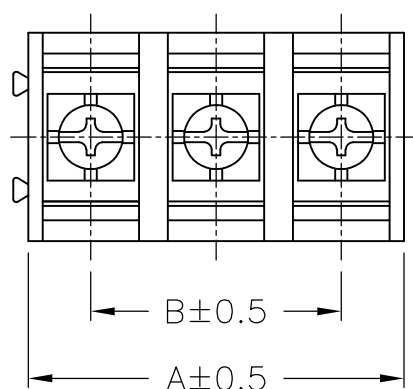
LOC	DIST	REVISIONS					
		P	LTR	DESCRIPTION	DATE	DWN	APVD
—	—		B1	REVISED PER ECO-09-003235	10FEB09	HMR	CR

MATERIAL:
 HOUSING: POLYAMIDE 66, UL94V-0, COLOR: BLACK
 TERMINAL: BRASS, TIN PLATED
 SCREW: STEEL, NICKEL PLATED

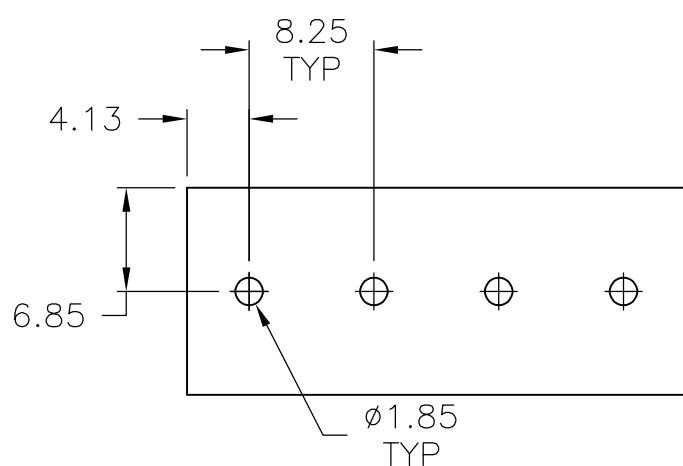
ELECTRICAL:
 CURRENT RATING: 15A, 300V
 INSULATION WITHSTANDS: 2000V, 1 MIN
 INSULATION RESISTANCE: 2000Mohm, 500VDC
 WIRE RANGE: 16-22 AWG

ENVIRONMENTAL:
 OPERATION TEMP.: -40° TO +105° C
 SCREW TORQUE: 12 LB-IN

- RECOMMENDED STACKING NOT TO EXCEED 16 POSITIONS.



123.75	132.00	16	1-1977477-6
115.50	123.75	15	1-1977477-5
107.25	115.50	14	1-1977477-4
99.00	107.25	13	1-1977477-3
90.75	99.00	12	1-1977477-2
82.50	90.75	11	1-1977477-1
74.25	82.50	10	1-1977477-0
66.00	74.25	9	1977477-9
57.75	66.00	8	1977477-8
49.50	57.75	7	1977477-7
41.25	49.50	6	1977477-6
33.00	41.25	5	1977477-5
24.75	33.00	4	1977477-4
16.50	24.75	3	1977477-3
8.25	16.50	2	1977477-2
DIM B	DIM A	NO OF POS	PART NUMBER



RECOMMENDED PCB LAYOUT

THIS DRAWING IS A CONTROLLED DOCUMENT.		DWN S SCHLEGEL 16SEP2008	Tyco Electronics Corporation Harrisburg, PA 17105-3608	
DIMENSIONS: mm		CHK S MACE 9/16/08	NAME DUAL BARRIER, TERMINAL BLOCK 8.25mm PITCH	
TOLERANCES UNLESS OTHERWISE SPECIFIED:		APVD S MACE 9/16/08	SIZE A3 CAGE CODE 00779 DRAWING NO C-1977477 RESTRICTED TO	
0 PLC ± -		PRODUCT SPEC	SCALE NTS SHEET 1 OF 1 REV B1	
1 PLC ± 0.3		APPLICATION SPEC		
2 PLC ± 0.25		WEIGHT -		
3 PLC ± -		CUSTOMER DRAWING		
4 PLC ± -				
ANGLES ± 2°				
MATERIAL -				
FINISH -				

单击下面可查看定价，库存，交付和生命周期等信息

[>>TE Connectivity\(泰科\)](#)