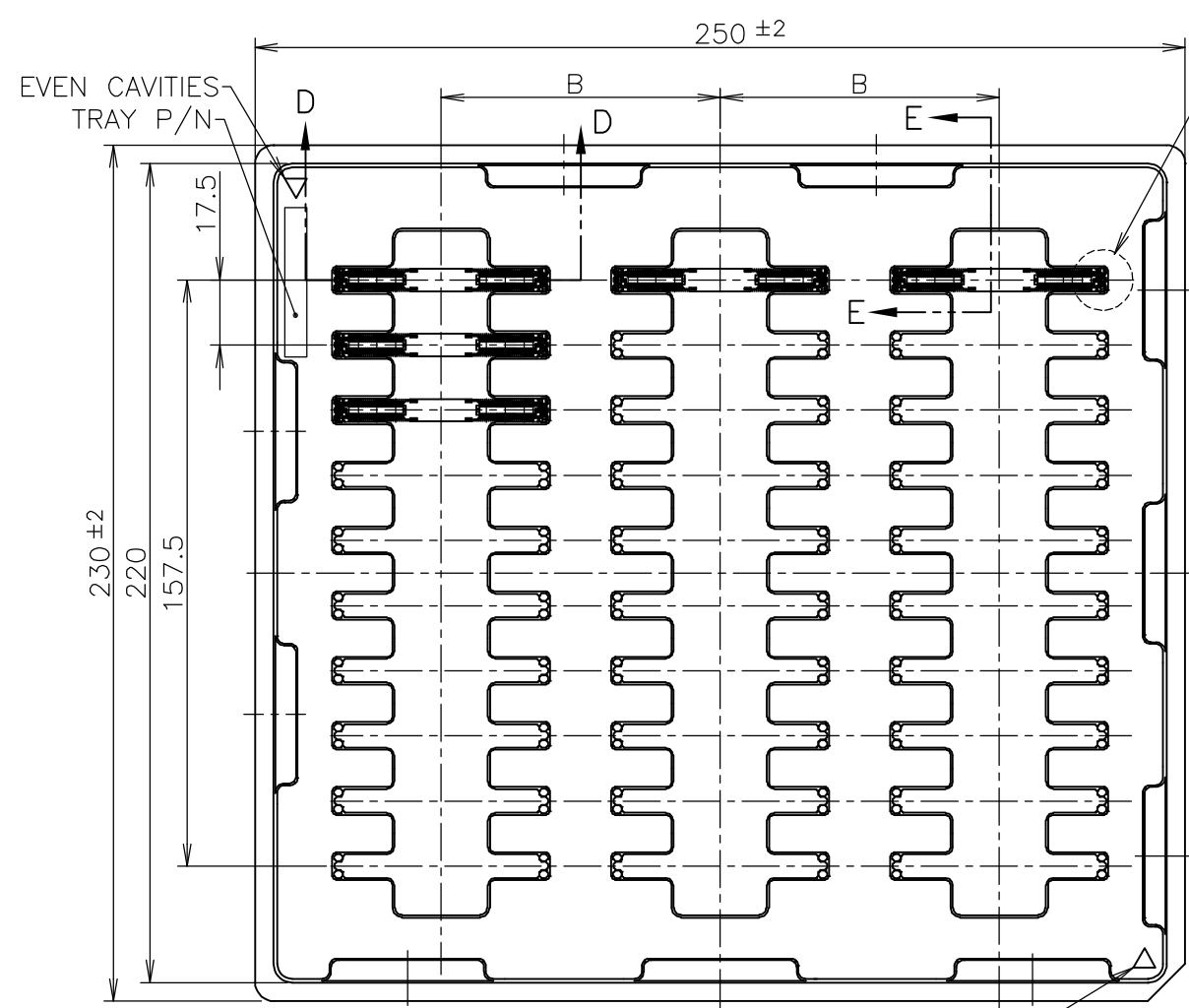
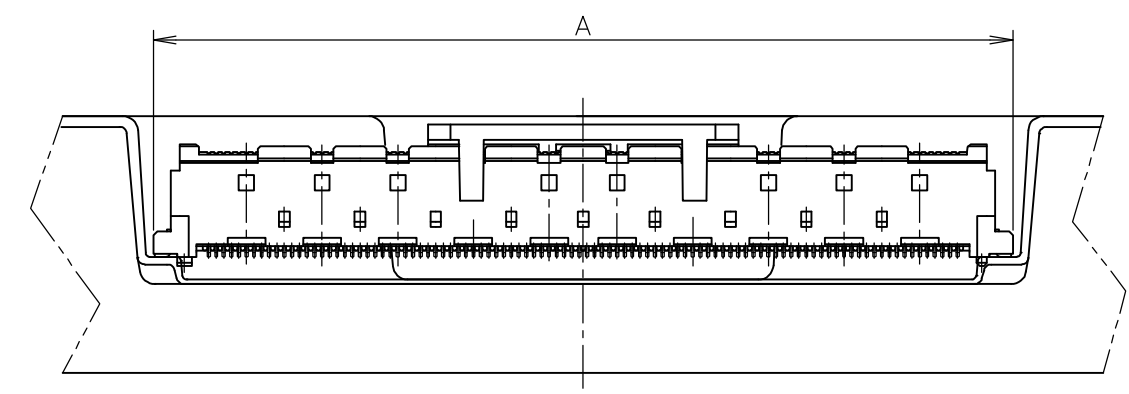


THIS DRAWING IS UNPUBLISHED. RELEASED FOR PUBLICATION OCT, 2006.
 © COPYRIGHT 2006 BY TYCO ELECTRONICS CORPORATION. ALL RIGHTS RESERVED.

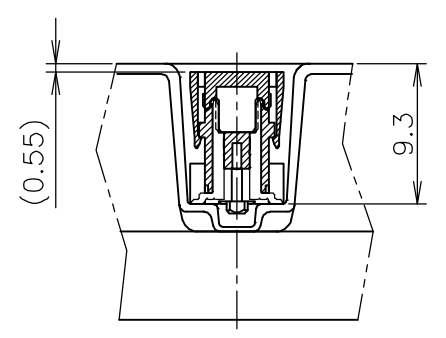
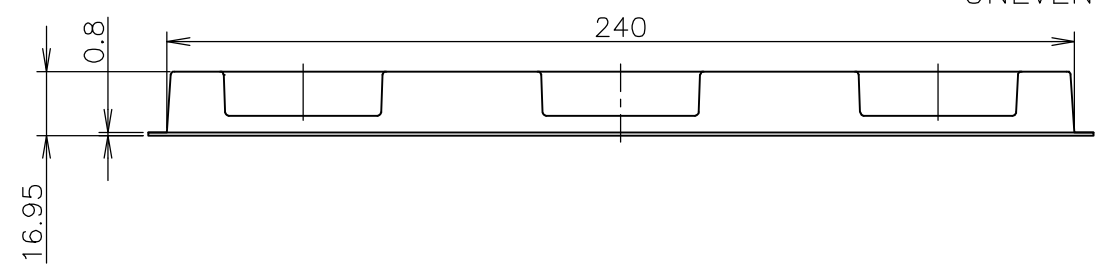
LOC	DIST	REVISIONS 変更			DATE	DWN	APVD
J	/	P	LTR	DESCRIPTION			
			A1	REVISED	07MAR07	Y.H	Y.Y



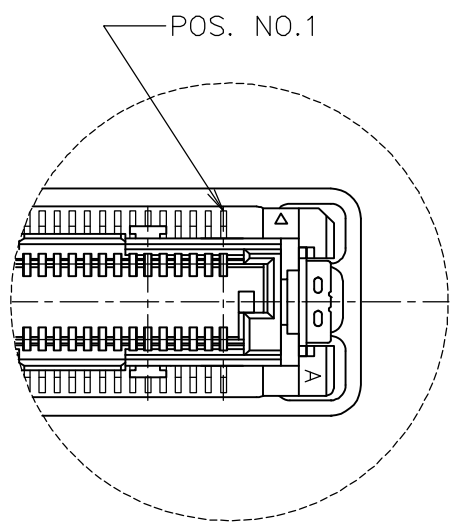
SEE
DETAIL C



D-D
(SCALE 2:1)



E-E
(SCALE 2:1)



DETAIL C
(SCALE 4:1)

CAP COLOR	TOOLING AVAIL	ROW	QTY	B	A	POS.	PART NO.
BLACK	Y	3	30	75	56.8	200	4-1981052-5
	N	↑	↑	↑	66.8	240	
NATURAL	N			↓	61.8	220	
	Y			75	56.8	200	3-1981052-5
NON SIF	N			70	51.8	180	
	↑			↑	49.3	170	
					46.8	160	
					44.3	150	
					41.8	140	
		3	30	70	36.8	120	
		5	50	43	31.8	100	
		↑	↑	↑	29.3	90	
					26.8	80	
					24.3	70	
					21.8	60	
					19.3	50	
					16.8	40	
	N	5	50	43	14.3	30	

THIS DRAWING IS A CONTROLLED DOCUMENT.

DWN V.TAN 23OCT2006	tyco Electronics	Tyco Electronics AMP K.K. Kawasaki, Japan	
CHK Y.NAKAZAWA 23OCT2006		NAME Y.YAMAMOTO	
APVD Y.YAMAMOTO 23OCT2006	PRODUCT SPEC 製品規格 108-5560	SEMI HARD TRAY ASSY FH 0.5BTB CONNECTOR PLUG 8H WITHOUT G-PLATE, ON CAP	
MATERIAL 材料	FINISH 仕上	SIZE A3	CAGE CODE 00779
		DRAWING NO 番号 C-1981052	RESTRICTED TO
		CUSTOMER DRAWING	SCALE 尺度 1:2
		SHEET 1 OF 5	REV A1

4

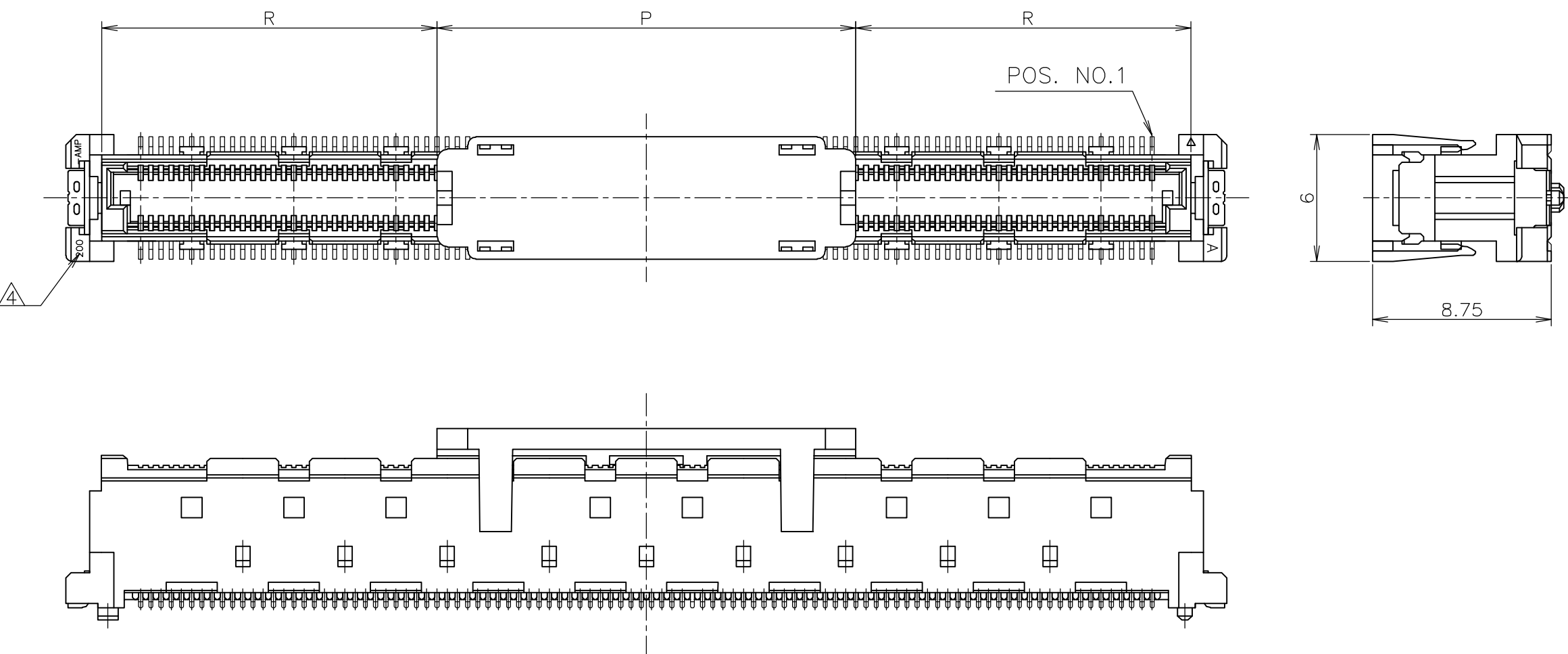
3

2

1

THIS DRAWING IS UNPUBLISHED. RELEASED FOR PUBLICATION OCT., 2006.
 © COPYRIGHT 2006 BY TYCO ELECTRONICS CORPORATION. ALL RIGHTS RESERVED.

LOC J	DIST /	REVISIONS 変更		
P	LTR	DESCRIPTION	DATE	DWN
		SEE SHEET 1	-	-
				APVD



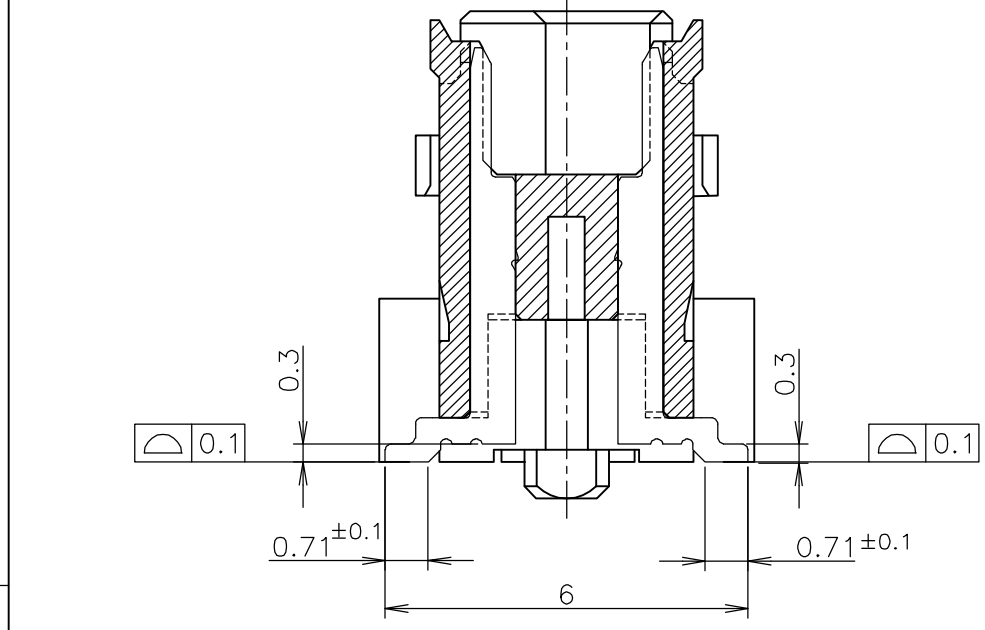
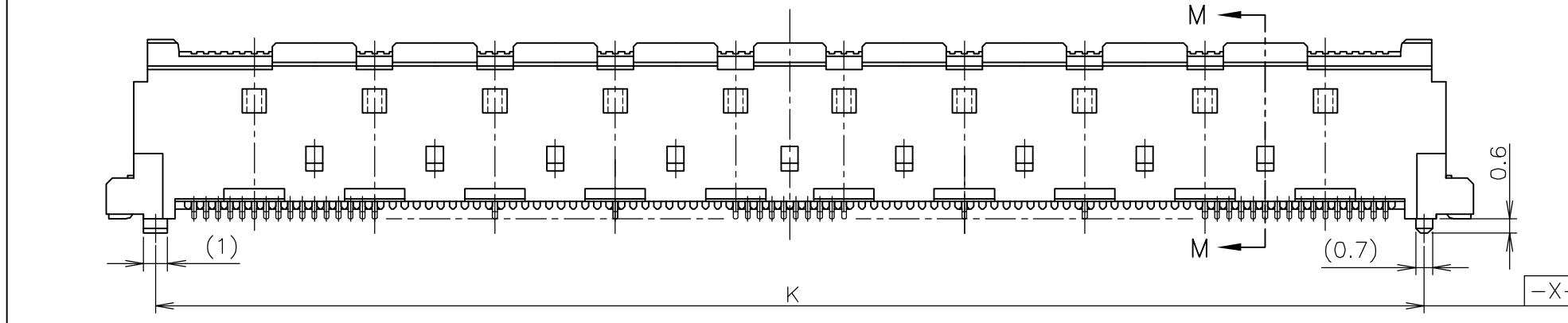
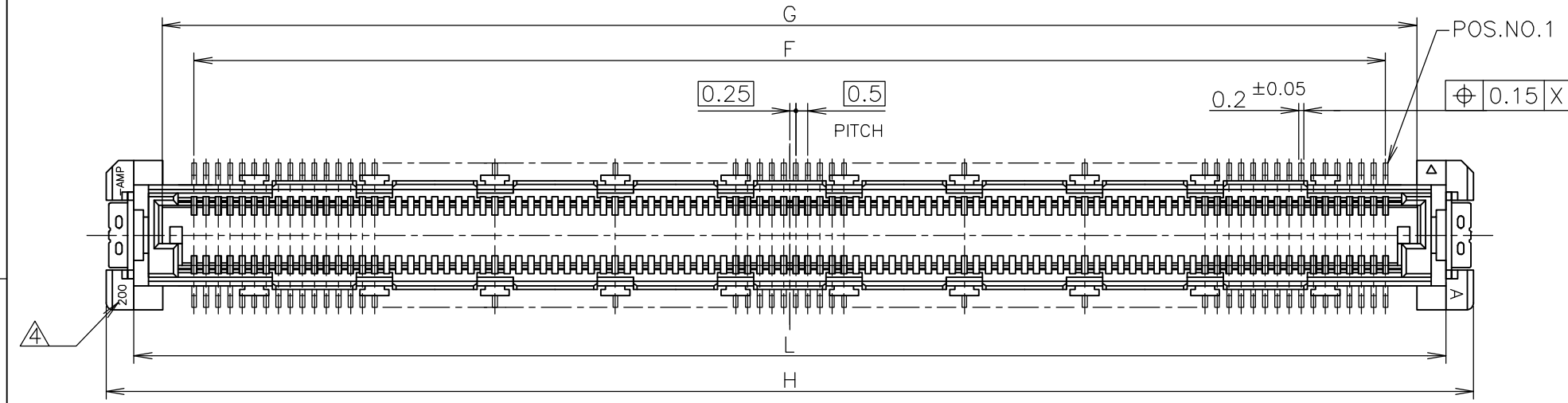
21.4	20.5	240
18.9	↑	220
16.4		200
13.9		180
12.65		170
11.4		160
10.15		150
8.9	↓	140
6.4	20.5	120
8.9	10.5	100
7.65	↑	90
6.4		80
5.15	↓	70
3.9	10.5	60
3.9	8	50
1.4	10.5	40
1.4	8	30
R	P	POS.

- △ MATERIAL;
HOUSING: HIGH TEMP THERMO PLASTIC UL94V-0
CONTACT: COPPER ALLOY
- △ FINISH;
SIGNAL CONTACT: UNDER PL Ni 0.0013mm MIN ALL OVER.
CONTACT AREA 0.0002mm MIN Au PL.
SOLDERING AREA 0.001mm MIN TIN PL.
SOLDER PEG: 0.001mm MIN TIN PL. OVER 0.0013mm MIN Ni PL ALL OVER.
- ③ THIS PRODUCT WAS COATED BY ANTI-FLUX-PENETRATION AGENT.
- ④ NO. OF CIRCUIT (DEPEND ON CONNECTOR POS).

THIS DRAWING IS A CONTROLLED DOCUMENT.		DWN	Tyco Electronics AMP K.K. Kawasaki, Japan		
DIMENSIONS: 単位: 耗 mm		CHK			
TOLERANCES UNLESS OTHERWISE SPECIFIED: 一般公差		APVD	NAME 名称		
0 PLC ±		PRODUCT SPEC 製品規格	SEMI HARD TRAY ASSY		
1 PLC ±		APPLICATION SPEC 取付適用規格	FH 0.5BTB CONNECTOR		
2 PLC ±		WEIGHT	SIZE	CAGE CODE	DRAWING NO
3 PLC ±		CUSTOMER DRAWING	A3	00779	C-1981052
4 PLC ±			SCALE	SHEET	REV
ANGLES ±		4:1	2 OF 5	A1	
FINISH 仕上		RESTRICTED TO			

THIS DRAWING IS UNPUBLISHED. RELEASED FOR PUBLICATION OCT. 2006.
 © COPYRIGHT 2006 BY TYCO ELECTRONICS CORPORATION. ALL RIGHTS RESERVED.

LOC J	DIST /	REVISIONS 変更		
P	LTR	DESCRIPTION	DATE	DWN
		SEE SHEET 1	-	-



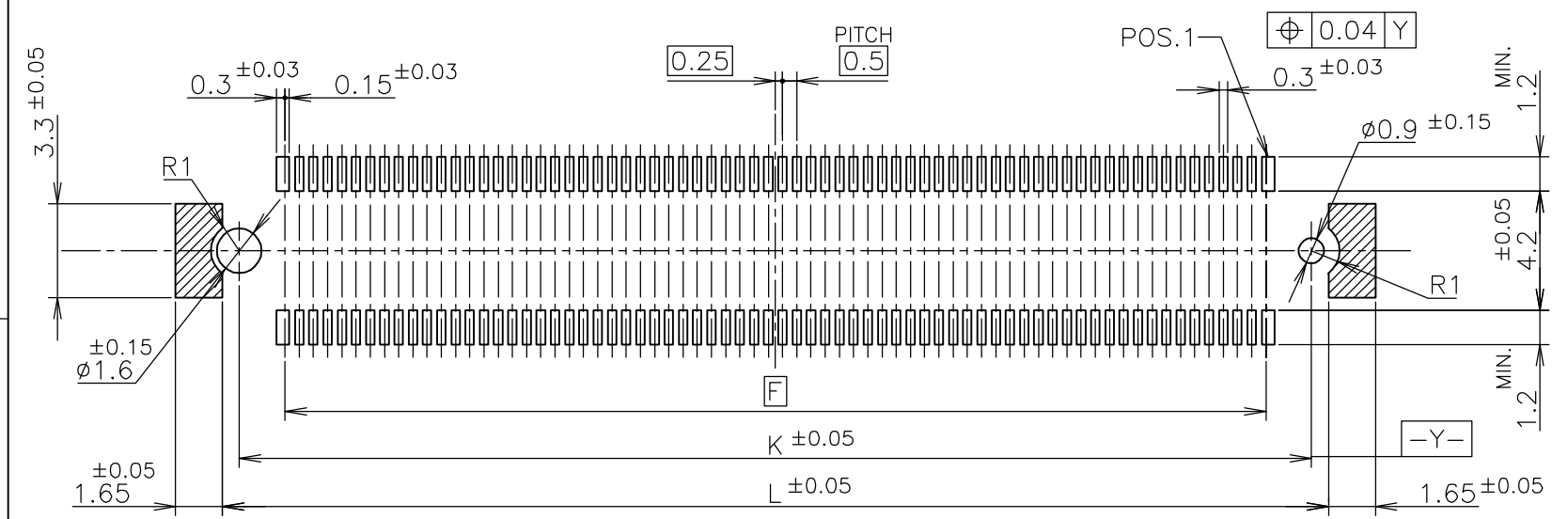
M-M
(SIGNAL POSITION)
(SCALE 8:1)

64.5	62.7	66.8	62.1	59.5	240
59.5	57.7	61.8	57.1	54.5	220
54.5	52.7	56.8	52.1	49.5	200
49.5	47.7	51.8	47.1	44.5	180
47	45.2	49.3	44.6	42	170
44.5	42.7	46.8	42.1	39.5	160
42	40.2	44.3	39.6	37	150
39.5	37.7	41.8	37.1	34.5	140
34.5	32.7	36.8	32.1	29.5	120
29.5	27.7	31.8	27.1	24.5	100
27	25.2	29.3	24.6	22	90
24.5	22.7	26.8	22.1	19.5	80
22	20.2	24.3	19.6	17	70
19.5	17.7	21.8	17.1	14.5	60
17	15.2	19.3	14.6	12	50
14.5	12.7	16.8	12.1	9.5	40
12	10.2	14.3	9.6	7	30
L	K	H	G	F	POS.

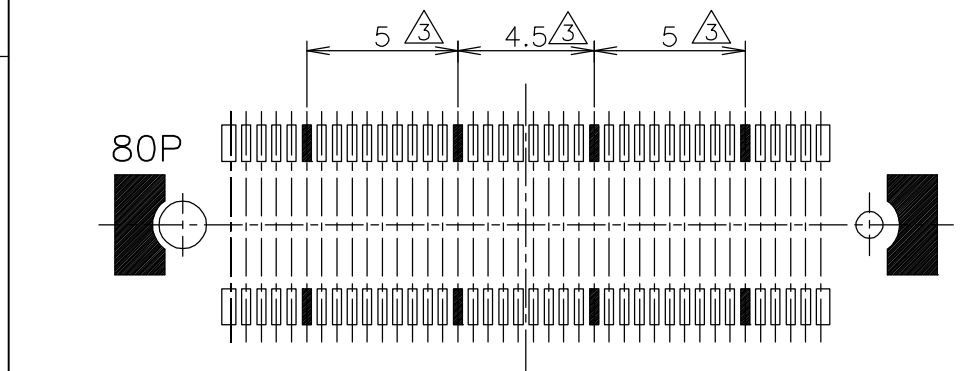
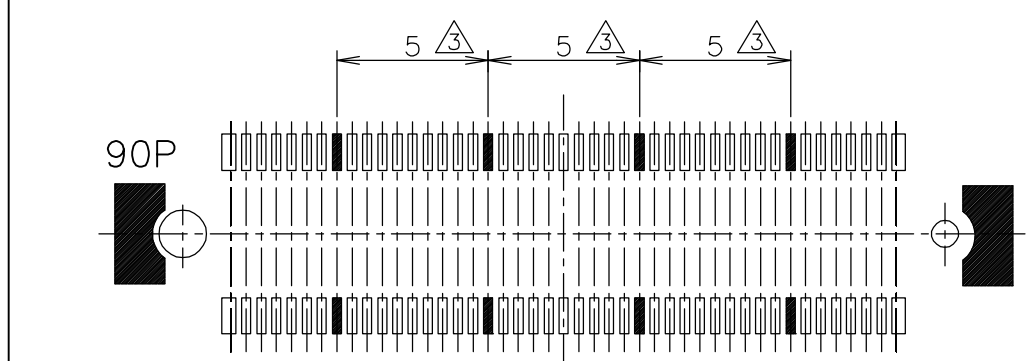
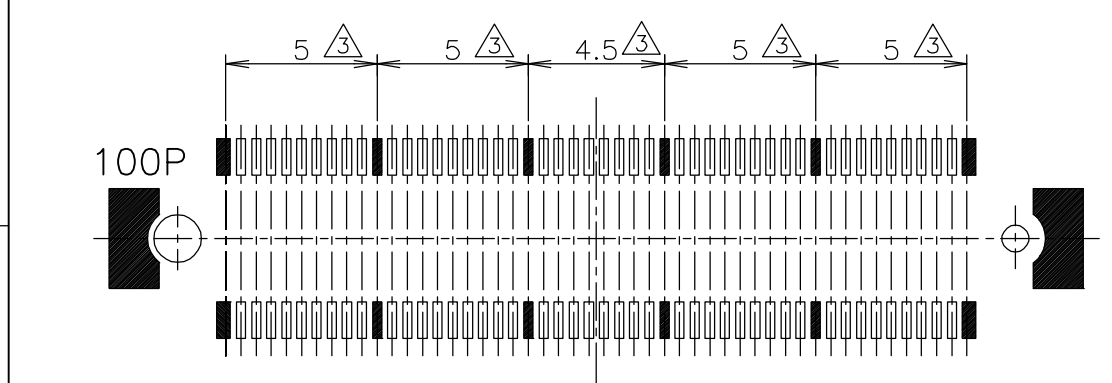
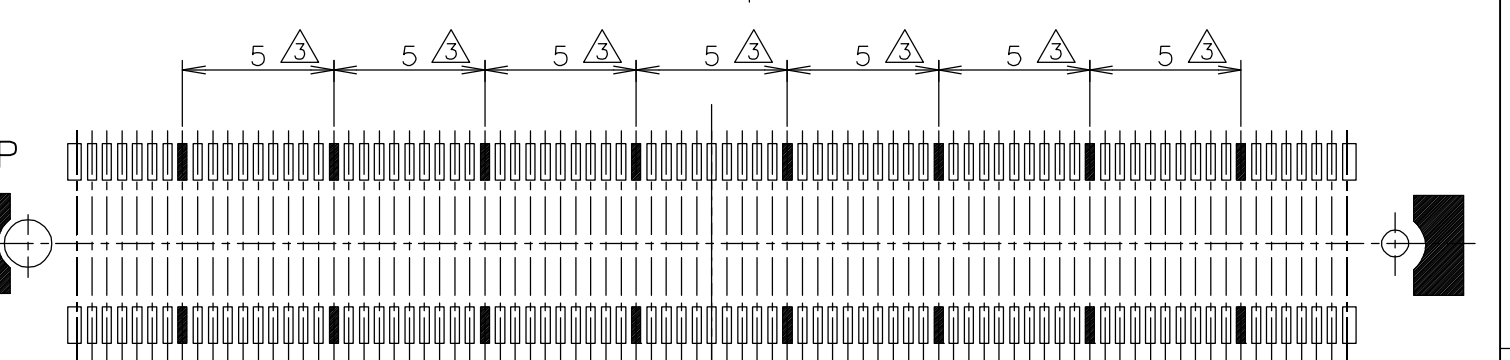
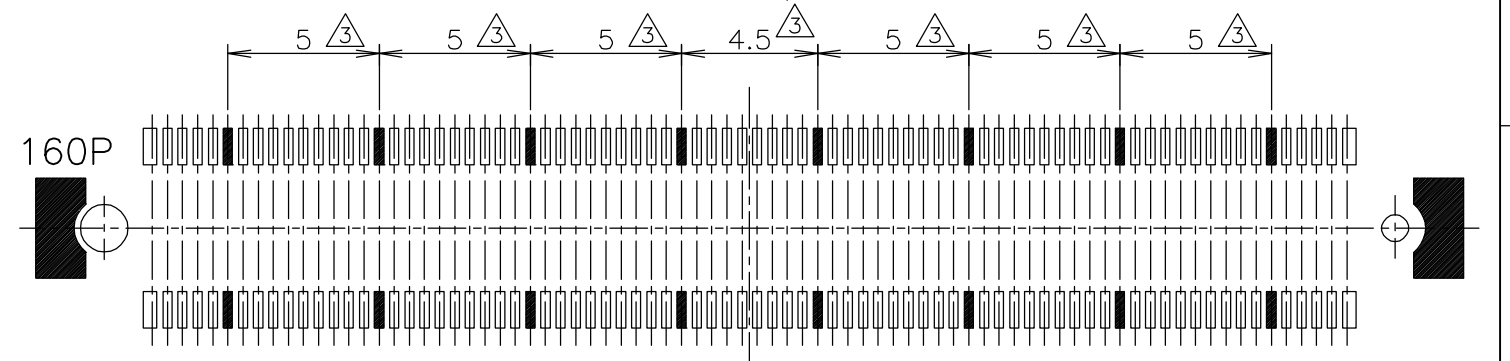
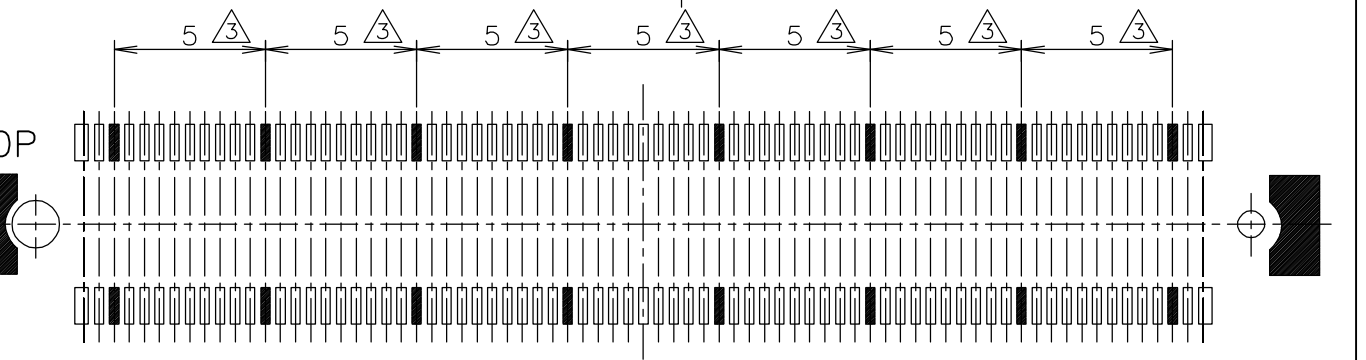
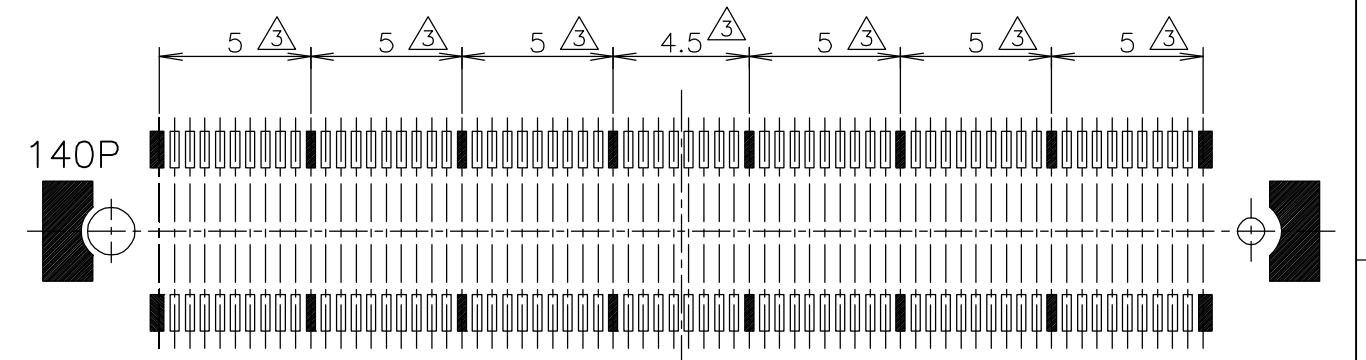
THIS DRAWING IS A CONTROLLED DOCUMENT.		DWN	Tyco Electronics AMP K.K. Kawasaki, Japan		
DIMENSIONS: 単位: 耗 mm		CHK			
TOLERANCES UNLESS OTHERWISE SPECIFIED: 一般公差		APVD	NAME 名称		
0 PLC ± 1 PLC ± 2 PLC ± 3 PLC ± 4 PLC ± ANGLES ±		PRODUCT SPEC 製品規格	SEMI HARD TRAY ASSY		
MATERIAL 材料		APPLICATION SPEC 取付適用規格	FH 0.5BTB CONNECTOR		
FINISH 仕上		WEIGHT	PLUG 8H WITHOUT G-PLATE, ON CAP		
		CUSTOMER DRAWING	SIZE A3	CAGE CODE 00779	DRAWING NO. 1981052
			RESTRICTED TO	SCALE 尺度 4:1	SHEET 3 OF 5
				REV A1	

THIS DRAWING IS UNPUBLISHED. RELEASED FOR PUBLICATION OCT. 2006.
 © COPYRIGHT 2006 BY TYCO ELECTRONICS CORPORATION. ALL RIGHTS RESERVED.

LOC	DIST	REVISIONS			DATE	DWN	APVD
J	/	P	LTR	DESCRIPTION			
				SEE SHEET 1	-	-	-



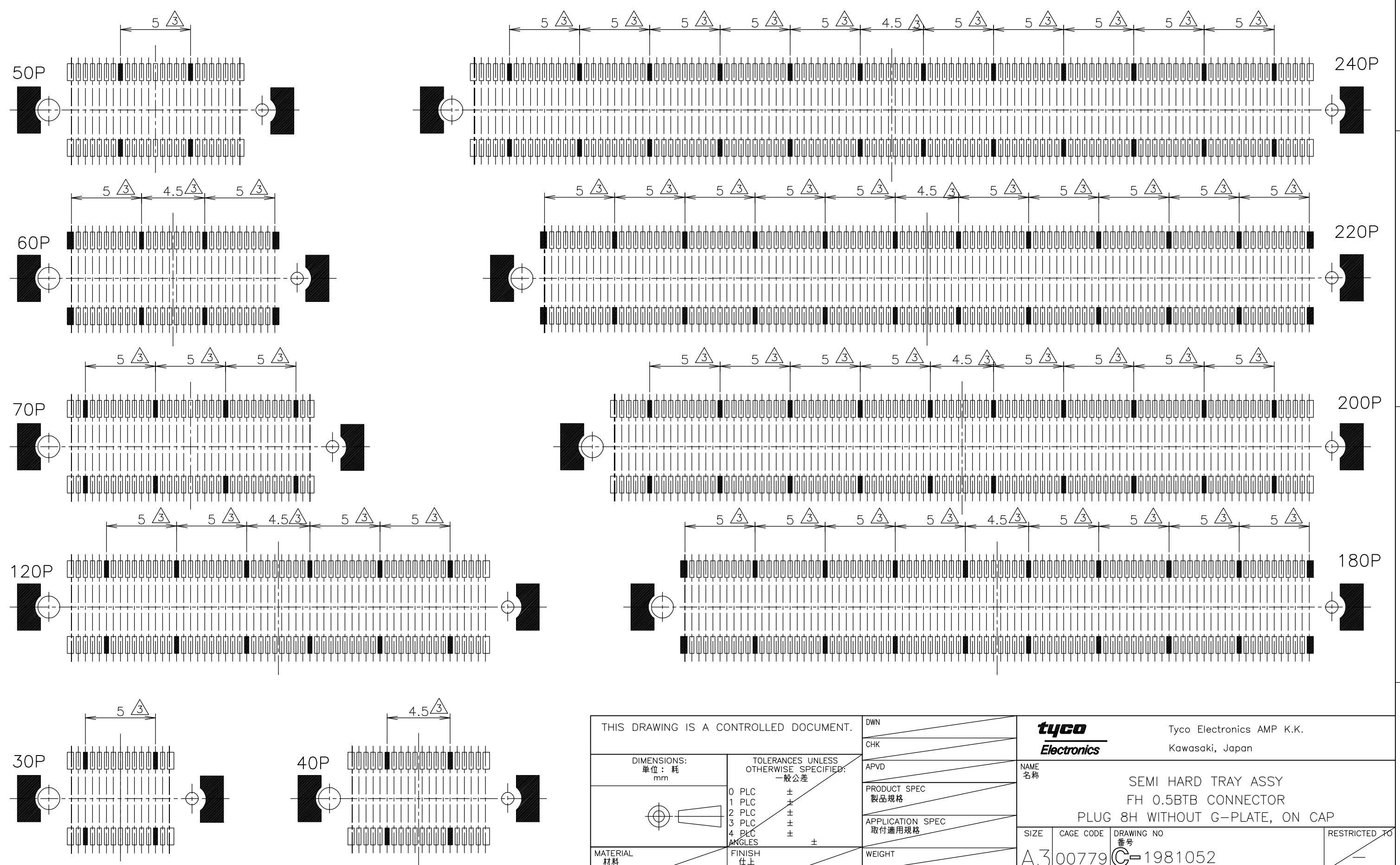
REFERENCE P.C. BOARD LAYOUT



THIS DRAWING IS A CONTROLLED DOCUMENT.		DWN	Tyco Electronics AMP K.K. Kawasaki, Japan	
DIMENSIONS: 単位: 耗 mm		CHK		
TOLERANCES UNLESS OTHERWISE SPECIFIED: 一般公差		APVD	NAME 名称	
0 PLC ± 1 PLC ± 2 PLC ± 3 PLC ± 4 PLC ± ANGLES ±		PRODUCT SPEC 製品規格	SEMI HARD TRAY ASSY FH 0.5BTB CONNECTOR PLUG 8H WITHOUT G-PLATE, ON CAP	
MATERIAL 材料		APPLICATION SPEC 取付適用規格	SIZE	RESTRICTED TO
FINISH 仕上		WEIGHT	CAGE CODE	DRAWING NO 番号
		CUSTOMER DRAWING	A3 00779	G-1981052
		SCALE 尺度	4:1	SHEET 4 OF 5
				REV A1

THIS DRAWING IS UNPUBLISHED. RELEASED FOR PUBLICATION OCT. 2006.
 © COPYRIGHT 2006 BY TYCO ELECTRONICS CORPORATION. ALL RIGHTS RESERVED.

LOC J	DIST /	REVISIONS 変更			DATE	DWN	APVD
P	LTR	DESCRIPTION					
		SEE SHEET 1					



THIS DRAWING IS A CONTROLLED DOCUMENT.		DWN	Tyco Electronics AMP K.K. Kawasaki, Japan	
DIMENSIONS: 単位: 耗 mm		CHK		
TOLERANCES UNLESS OTHERWISE SPECIFIED: 一般公差		APVD	NAME 名称	
0 PLC ± 1 PLC ± 2 PLC ± 3 PLC ± 4 PLC ± ANGLES ± FINISH 仕上		PRODUCT SPEC 製品規格	SEMI HARD TRAY ASSY FH 0.5BTB CONNECTOR PLUG 8H WITHOUT G-PLATE, ON CAP	
MATERIAL 材料		APPLICATION SPEC 取付適用規格	SIZE A3	CAGE CODE 00779
		WEIGHT	DRAWING NO 番号 G-1981052	RESTRICTED TO —
CUSTOMER DRAWING			SCALE 尺度 4:1	SHEET 5 OF 5
				REV A1

单击下面可查看定价，库存，交付和生命周期等信息

[>>TE Connectivity\(泰科\)](#)