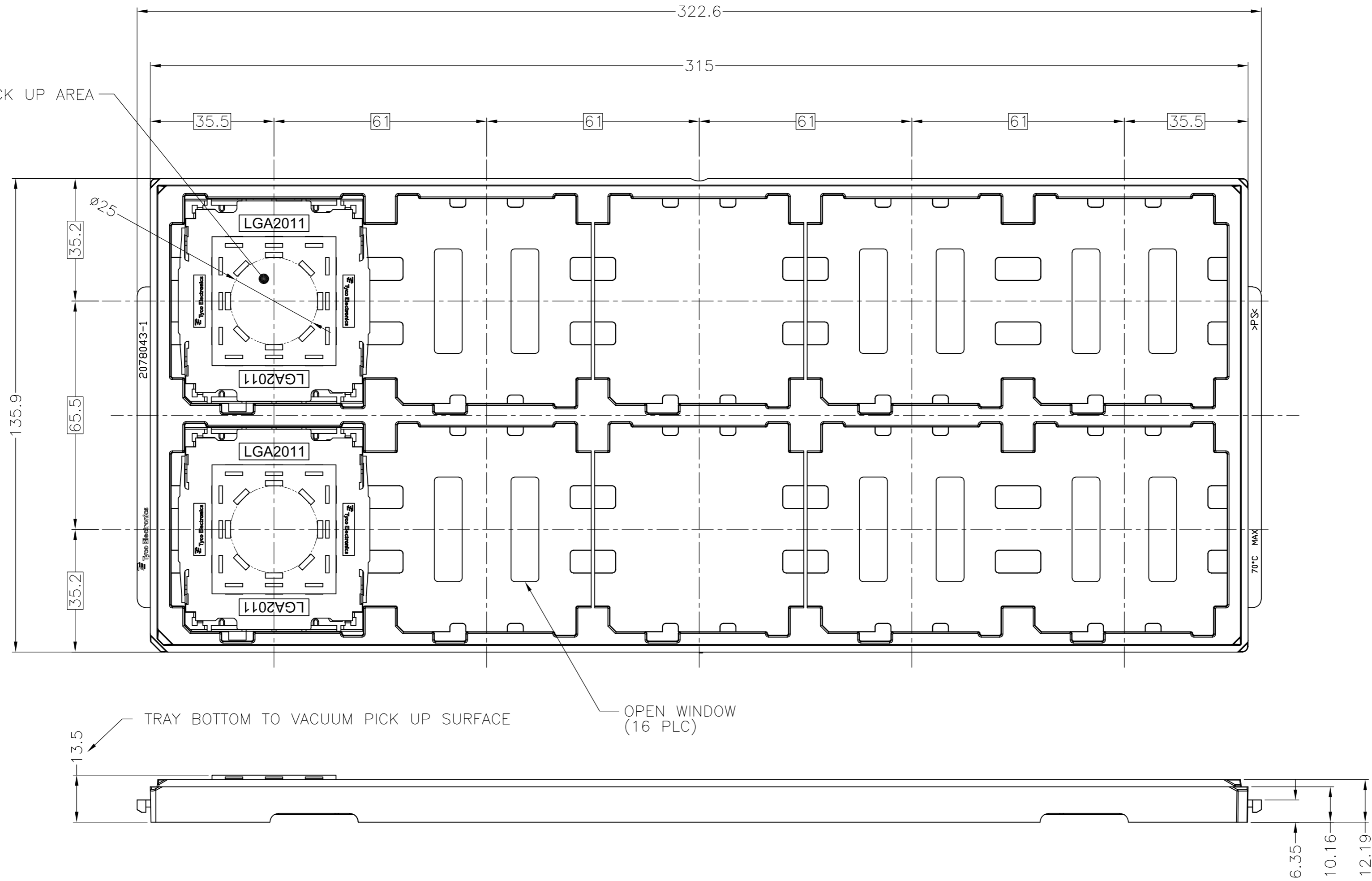


THIS DRAWING IS UNPUBLISHED. RELEASED FOR PUBLICATION APR , 2011.
 © COPYRIGHT 2011 By Tyco Electronics Japan G.K. ALL RIGHTS RESERVED.

LOC	DIST	REVISIONS		
J	-	P	LTR	DESCRIPTION
		F2	REVISED	DATE DWN APVD
				20MAR'15 J.W C.W

VACUUM PICK UP AREA



1. MATERIAL

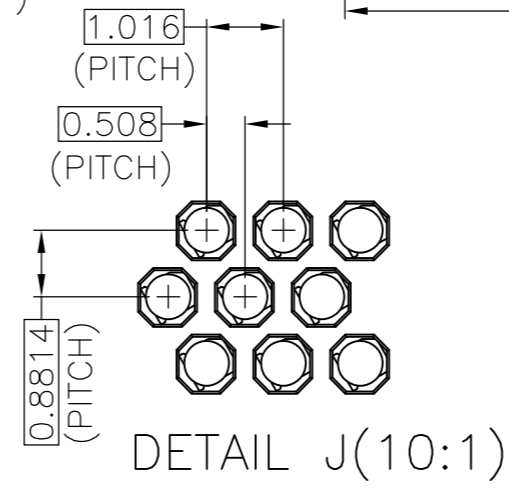
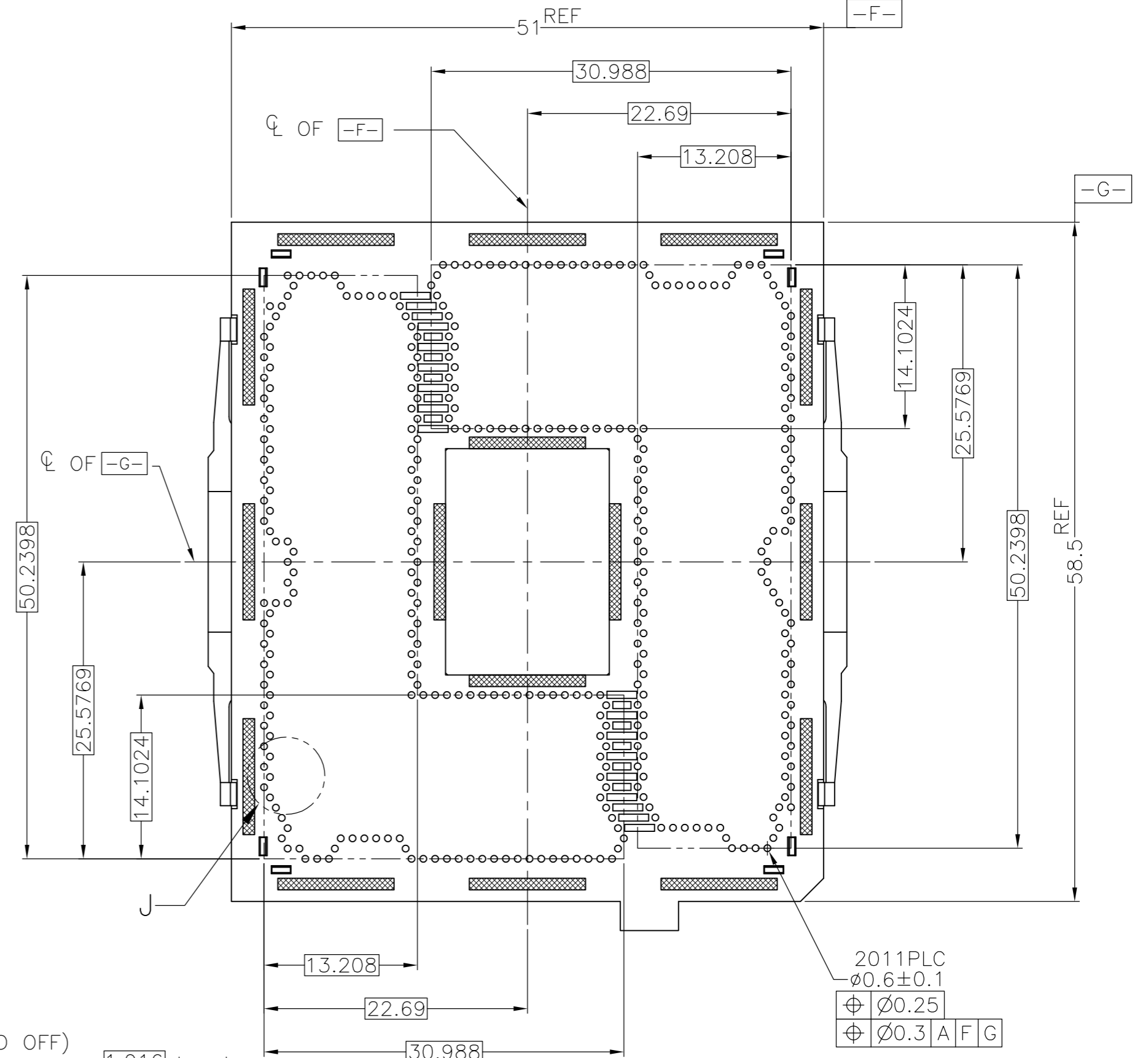
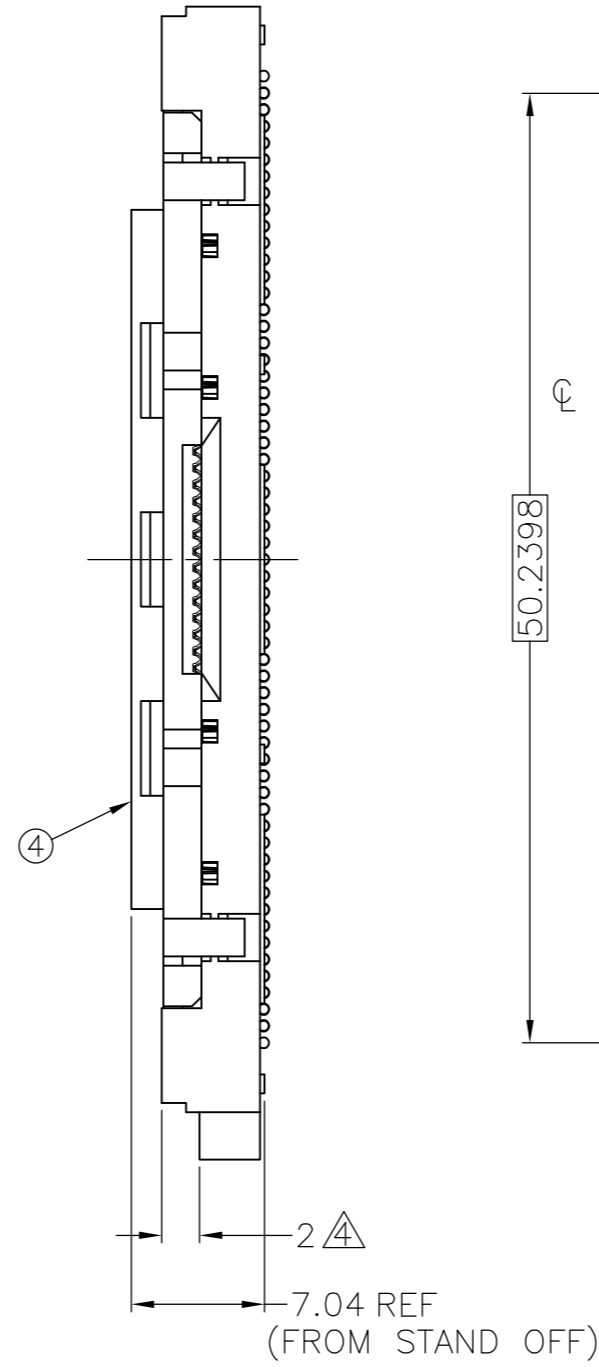
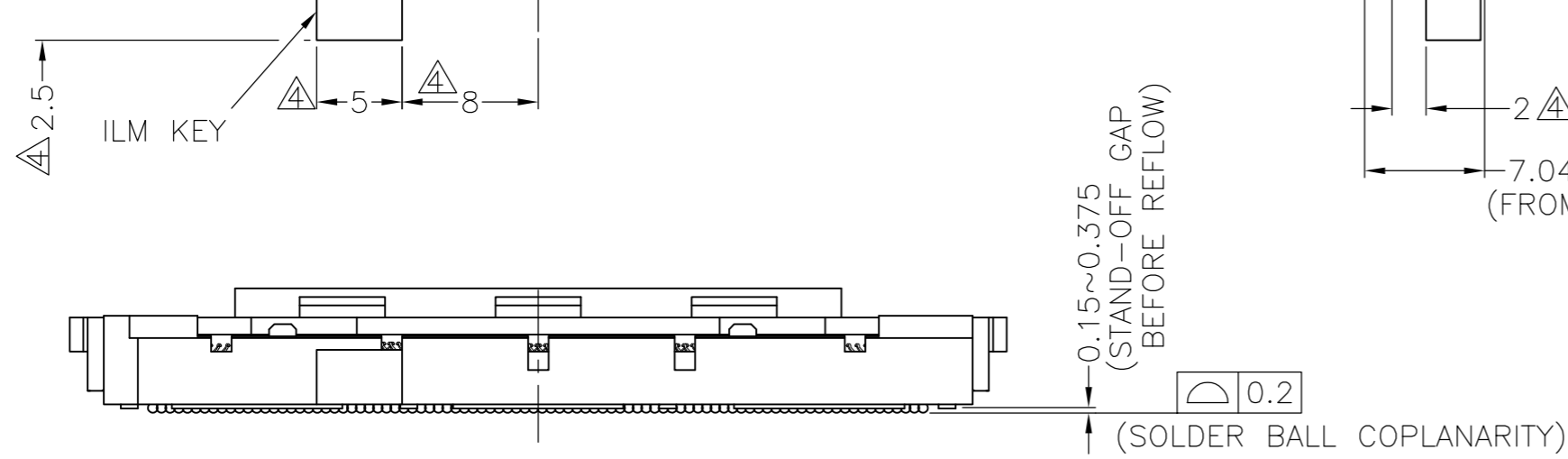
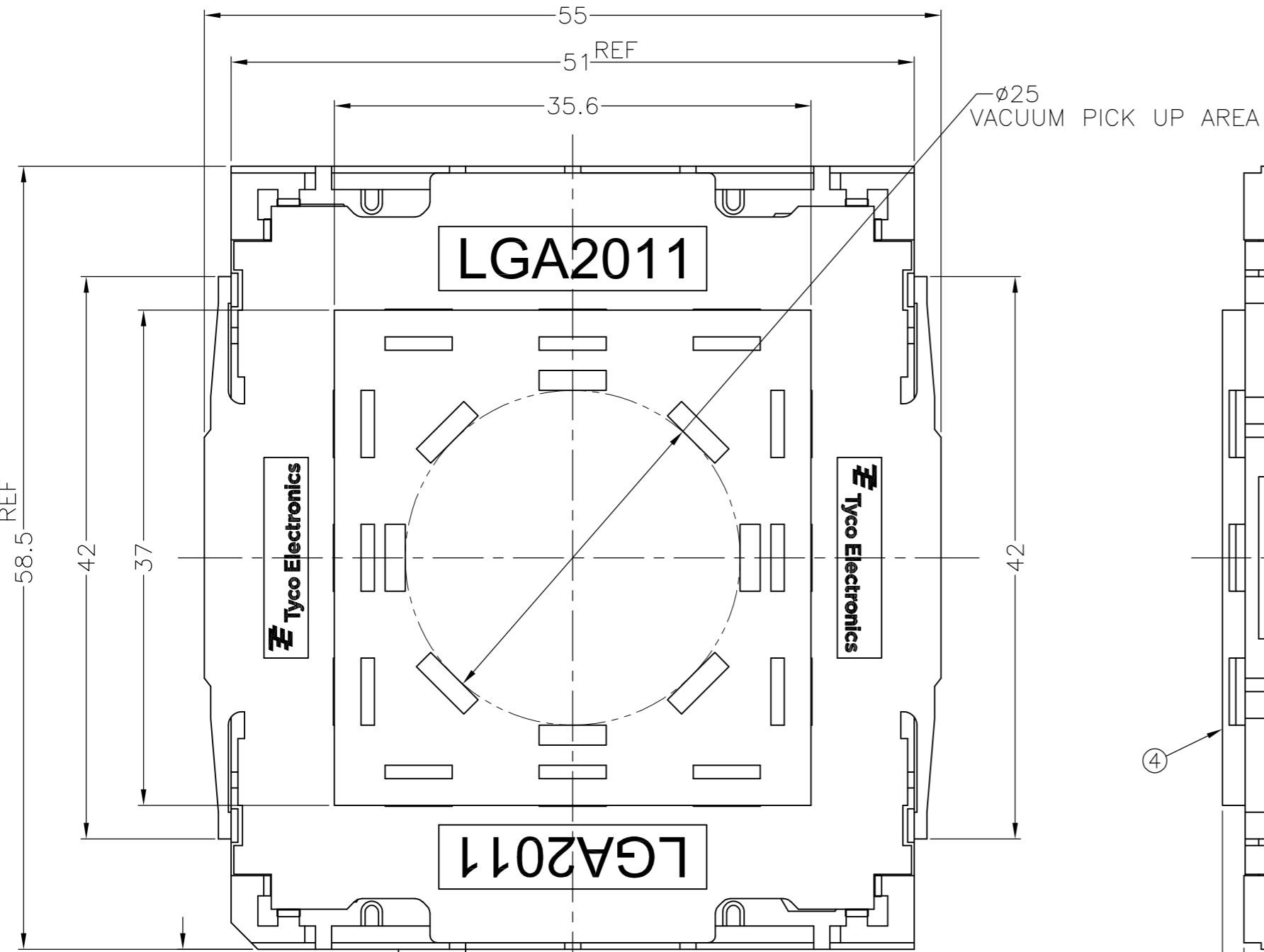
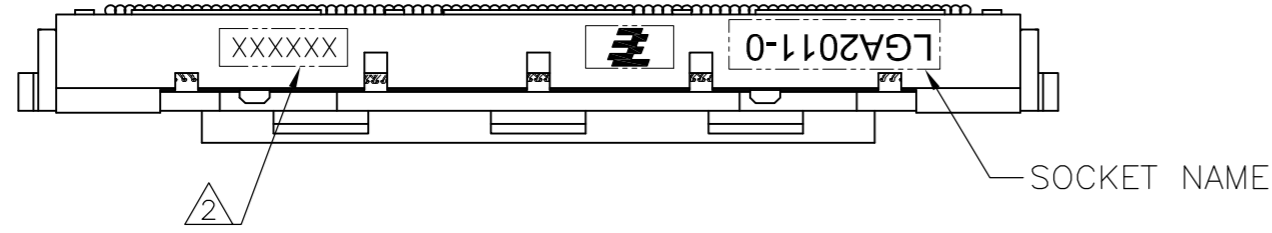
- ① HOUSING : HIGH TEMP, THERMO-PLASTIC, UL94V-0, BLACK
- ② CONTACT : COPPER ALLOY
FINISH : Au PL. AT CONTACT AREA ON OVERALL OVER Ni UNDER PL. 0.00127 MIN.
- ③ SOLDER BALL : Sn/Ag/Cu
- ④ CAP : HIGH TEMP. THERMO-PLASTIC, UL94V-0, BLACK
- △ INDICATED DATE CODE ON THE HSG
- △ Au PL. ON Pd-Ni ALLOY PL. AT CONTACT AREA ON OVERALL OVER Ni UNDER PL. 0.00127 MIN.
- 4. PACKAGE TYPE: HARD TRAY, BLUE

2-1554653-1	LGA2011-0	Au PL ON Pd-Ni PL △
1-1554653-1	LGA2011-0	0.76 um MIN Au PL
1554653-1	LGA2011-0	0.38 um MIN Au PL
PART NUMBER	SOCKET NAME	DESCRIPTION

THIS DRAWING IS A CONTROLLED DOCUMENT.		DWN	J.MIZUSHIMA	05JUL2010		TE Connectivity		
DIMENSIONS: 単位: 寸 mm		CHK	H.TAGUCHI	05JUL2010		NAME	SOCKET ASSY	
TOLERANCES UNLESS OTHERWISE SPECIFIED: 一般公差		APVD	T.NAKASHIMA	05JUL2010		名称	LGA2011-0	
0-PLC ± ±0.5 1-PLC ± ±0.5 2-PLC ± ±0.5 3-PLC ± ±0.5 4-PLC ± ±0.5 ANGLES ± ±		PRODUCT SPEC	108-78750			SIZE	A2	CAGE CODE
MATERIAL 材料		APPLICATION SPEC	114-5474		DRAWING NO	C=1554653		RESTRICTED TO
FINISH 仕上		WEIGHT	19.1g		SCALE	NTS		SHEET
		CUSTOMER DRAWING			1 OF 6	REV		F2

THIS DRAWING IS UNPUBLISHED. RELEASED FOR PUBLICATION APR , 2011.
 © COPYRIGHT 2011 By Tyco Electronics Japan G.K. ALL RIGHTS RESERVED.

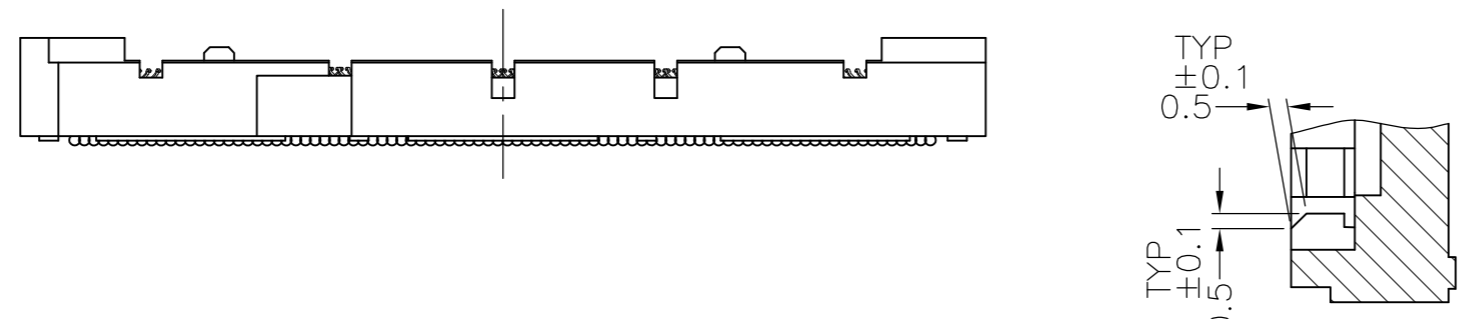
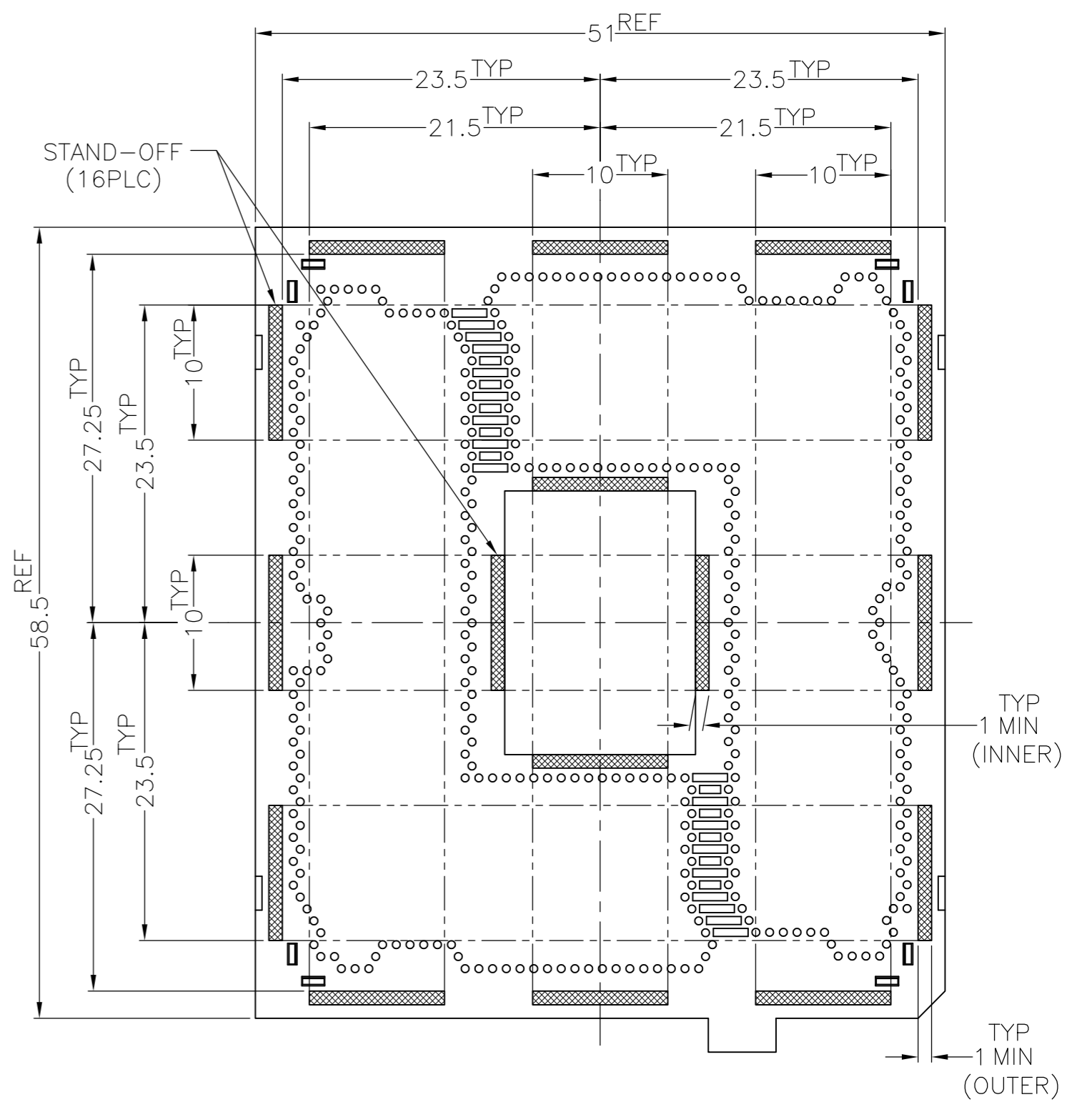
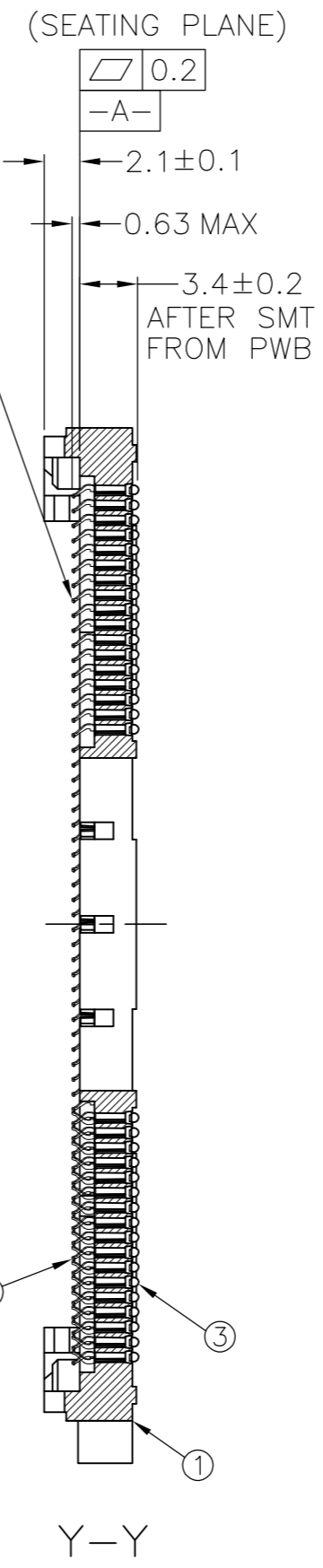
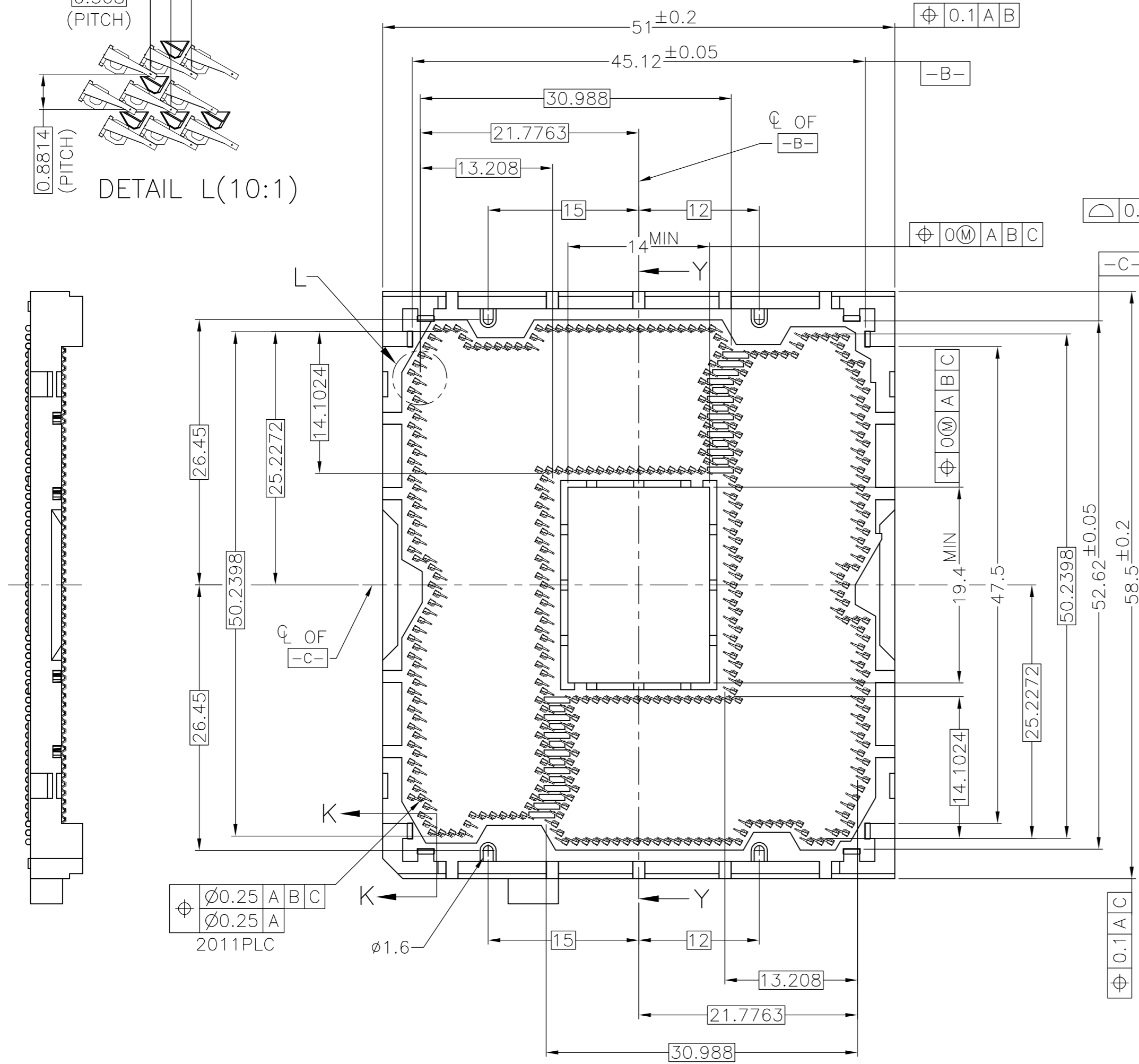
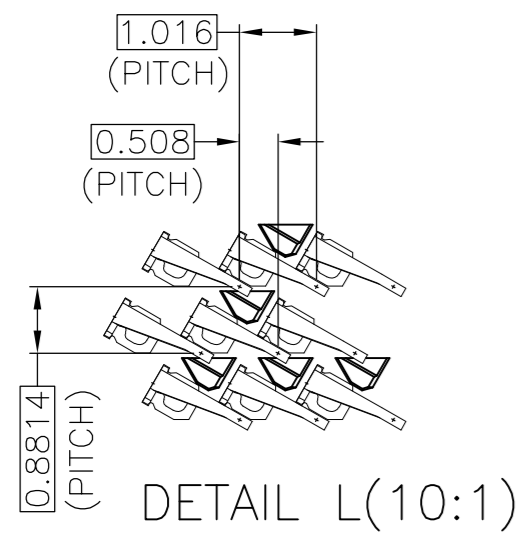
LOC	DIST	REVISIONS					
J	-	P	LTR	DESCRIPTION	DATE	DWN	APVD
		-	-	SEE SHEET 1	-	-	-



THIS DRAWING IS A CONTROLLED DOCUMENT.		DWN	-	TE TE Connectivity	
DIMENSIONS: 单位: 毫米 mm		CHK	-		
TOLERANCES UNLESS OTHERWISE SPECIFIED: 一般公差		APVD	-	NAME 名称	
Ø PLC ± ±0.3 + PLC ± ±0.3 2 PLC ± ±0.3 3 PLC ± ±0.3 4 PLC ± ±0.3 ANGLES ± ±		PRODUCT SPEC	-	SOCKET ASSY LGA2011-0	
MATERIAL 材料		APPLICATION SPEC	-	SIZE	A2
FINISH 仕上		WEIGHT	-	CAGE CODE	00779
		CUSTOMER DRAWING	-	DRAWING NO 番号	C=1554653
				RESTRICTED TO	-
				SCALE	NTS
				SHEET	2 of 6
				REV	F2

THIS DRAWING IS UNPUBLISHED.
 RELEASED FOR PUBLICATION APR, 2011.
 © COPYRIGHT 2011 By Tyco Electronics Japan G.K. ALL RIGHTS RESERVED.

LOC	DIST	REVISIONS				DATE	DWN	APVD
		P	LTR	DESCRIPTION				
J	-			SEE SHEET 1				



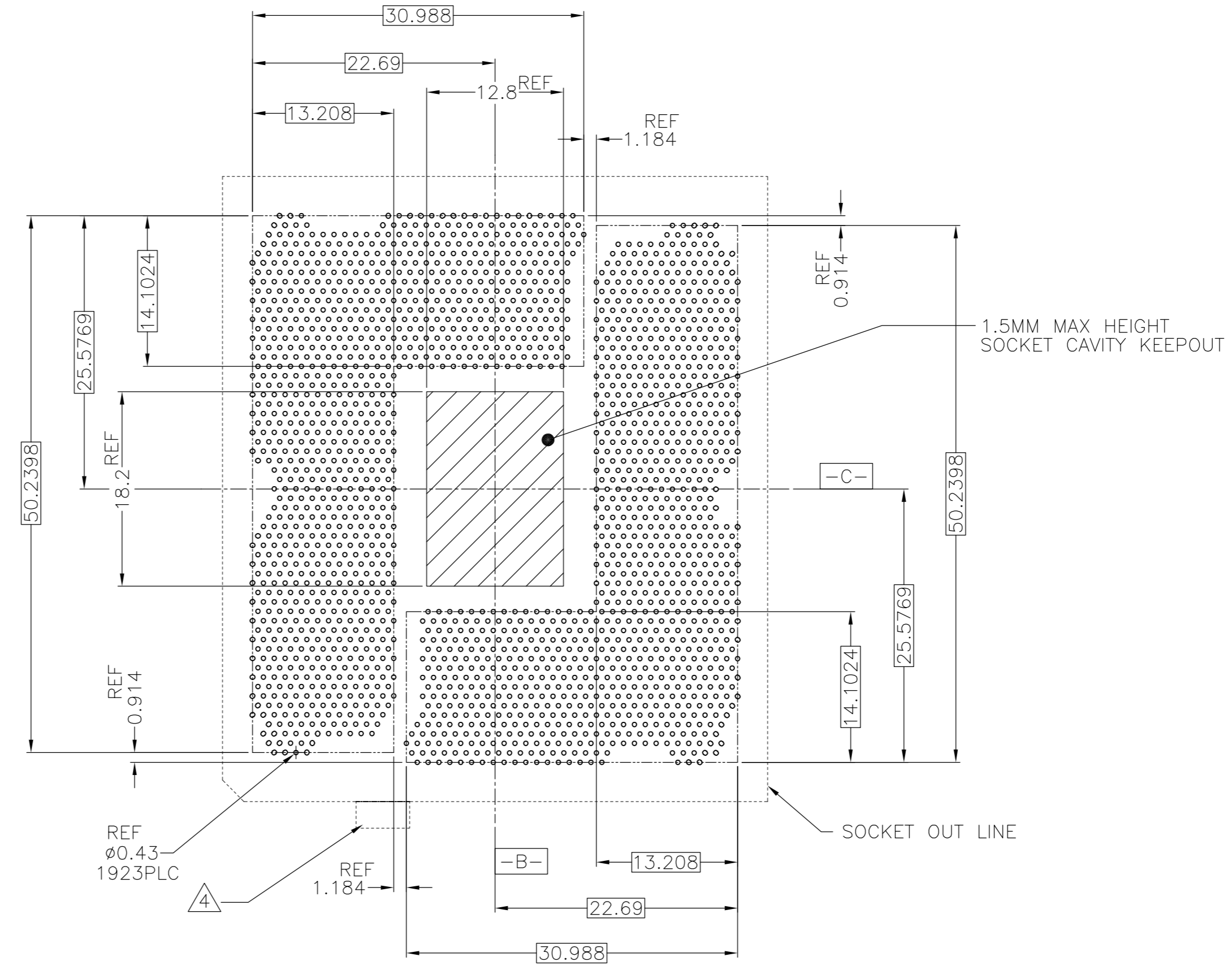
THESE VIEWS DON'T SHOW CAP

K-K (4:1)
 DATUM WALL CHAMFER
 8 LOCATIONS

THIS DRAWING IS A CONTROLLED DOCUMENT.		DWN			
DIMENSIONS: 単位：mm		CHK			
TOLERANCES UNLESS OTHERWISE SPECIFIED: 一般公差		APVD	NAME 名称		
⊕ PLG ±0.3	+	PRODUCT SPEC	SOCKET ASSY		
± PLG ±0.3	+	APPLICATION SPEC	LGA2011-0		
± PLG ±0.3	+	取付適用規格	SIZE	CAGE CODE	DRAWING NO 番号
± PLG ±0.3	+	ANGLES	A2	00779	C=1554653
FINISH 仕上	+	WEIGHT	RESTRICTED TO		
		CUSTOMER DRAWING	SCALE 尺度 NTS	SHEET 3 of 6	REV F2

THIS DRAWING IS UNPUBLISHED. RELEASED FOR PUBLICATION APR , 2011.
 © COPYRIGHT 2011 By Tyco Electronics Japan G.K. ALL RIGHTS RESERVED.

LOC	DIST	REVISIONS					
		P	LTR	DESCRIPTION	DATE	DWN	APVD
J	-	-	-	SEE SHEET 1	-	-	-

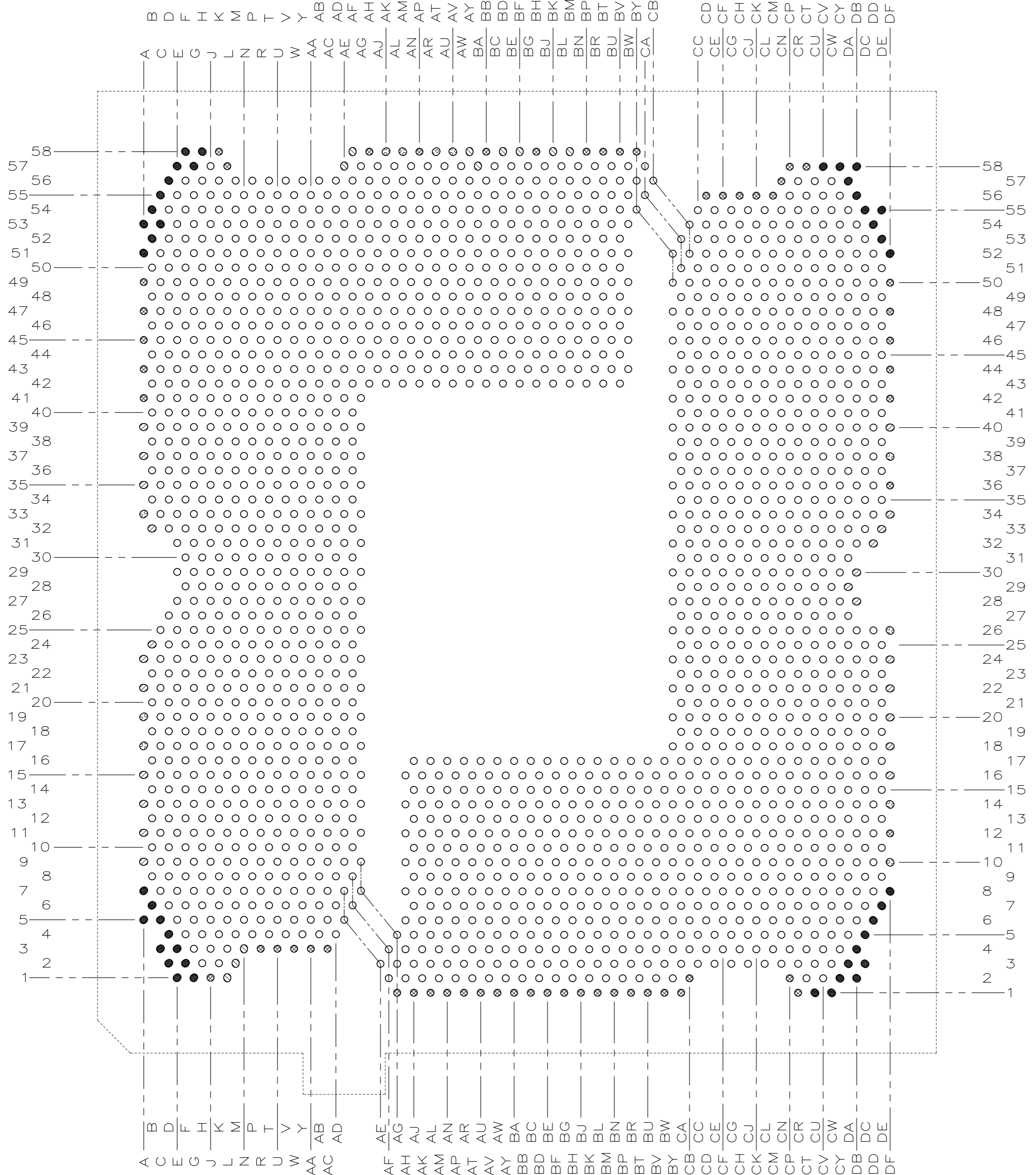


REFERENCE PATTERN LAYOUT

FOR GENERAL BOARD DESIGN, PLEASE REFER TO THE THERMAL AND MECHANICAL DESIGN GUIDELINES(TMDG) PROVIDED BY INTEL CORPORATION

THIS DRAWING IS A CONTROLLED DOCUMENT.		DWN	TE Connectivity		
DIMENSIONS: 单位: 毫米 mm		CHK	NAME 名称		
TOLERANCES UNLESS OTHERWISE SPECIFIED: 一般公差		APVD	SOCKET ASSY LGA2011-0		
0-PLC ±0.3 1-PLC ±0.3 2-PLC ±0.3 3-PLC ±0.3 4-PLC ±0.3 ANGLES ±		PRODUCT SPEC	SIZE	CAGE CODE	DRAWING NO
MATERIAL 材料		APPLICATION SPEC	A2	00779	C=1554653
FINISH 仕上		WEIGHT	RESTRICTED TO		
		CUSTOMER DRAWING	SCALE 尺度	SHEET 4 of 6	REV F2

LOC	DIST	REVISIONS				
J	-	P	LTR	DATE	DWN	APVD
		DESCRIPTION				
		SEE SHEET 1				



NOTE(APPLIED TO SHEET 5 OF 5):

- △ NON-CRITICAL TO FUNCTION PADS IN THE FOUR CORNER: 0.43X0.51 OBLONG SMD(SOLDER MASK DEFINED) PAD WHICH IS ORIENTED AT 45° TO THE SOCKET EDGE. THE PAD END CLOSEST TO THE CENTER OF THE SOCKET SHOULD HAVE $\phi 0.43 \pm 0.025$ SRO(SOLDER RESIST OPENING) WHICH IS A CRITICAL TO FUNCTION DIMENSION.
- △ CRITICAL TO FUNCTION PADS ORIENTED AT 90°: 0.43X0.51 OBLONG SMD PAD WHICH IS ORIENTED AT 90° TO THE SOCKET EDGE. THE PAD END CLOSEST TO THE CENTER OF THE SOCKET SHOULD HAVE $\phi 0.43 \pm 0.025$ SRO.
- △ CRITICAL TO FUNCTION PADS ORIENTED AT 45°: 0.43X0.51 OBLONG SMD PAD WHICH IS ORIENTED AT 45° TO THE SOCKET EDGE. THE PAD END CLOSEST TO THE CENTER OF THE SOCKET SHOULD HAVE $\phi 0.43 \pm 0.025$ SRO.
- △ CRITICAL TO FUNCTION PADS EXCEPT FOR DEFINED IN △ 3 : CIRCULAR MD(METAL DEFINED) OR SMD IF POWER/GROUND PAD IN A FLOOD PLANE. $\phi 0.43 \pm 0.025$ SRO. FOR MD PADS ONLY A THICK TRACE 0.25 MIN WIDTH △ NO GREATER THAN 0.43.
- △ ALL PADS EXCEPT FOR DEFINED IN △ △ △ △ : CIRCULAR MD PAD WITH $\phi 0.43 \pm 0.025$ SRO

MARK	DESCRIPTION	LOCATION ID	PAD
	△ NON-CRITICAL TO FUNCTION PADS IN THE FOUR CORNER (43PCS)	A53,B54,C55,D56,E57,F58,A51,B52 C53,G57,H58,CU1,CW1,CY2DA3,DB4 DC5,DD6,DE7,DF8,DB2,DC3,E1,D2, C3,A5,G1,F2,E3,D4,C5,B6,A7,DF52, DE53,DD54,DC55,DB56,DA57,CY58, CV58,DE55,DB58	THICK TRACE SRO ± 0.025 $\phi 0.43$ 0.25 MIN SMD PAD
	△ CRITICAL TO FUNCTION PADS ORIENTED AT 90° (34PCS)	L1,M2,N3,AE57,AF58,AY58,BA57 BD58,BF58,BK58,BM58,DF40,DF34 DE33,DD32,DB30,DA29,DB28,DF24 DF22,DF20,DF18,DF16,A9,A11,A13 A15,A21,A23,B24,B32,A35,A37,A39	
	△ CRITICAL TO FUNCTION PADS ORIENTED AT 45° (11PCS)	AM58,AV58,DF38,DF26,DF14,DF10 A33,A19,A17,AK58,AT58	
	△ CRITICAL TO FUNCTION PADS EXCEPT FOR DEFINED IN △ △ (57PCS)	CT58,CP58,CN57,CM56,CK56,CH56 CF56,CD56,BY58,BV58,BT58,BP58 BH58,BB58,AP58,AH58,K58,L57,J1 R3,U3,W3,AA3,AC3,AG1,AJ1,AL1,AN1 AR1,AU1,AW1,BA1,BC1,BE1,BG1,BJ1 BL1,BN1,BR1,BU1,BW1,CA1,CB2,CP2 CR1,A49,A47,A45,A43,A41,DF12 DF36,DF42,DF44,DF46,DF48,DF50	MD OR SMD PAD $\phi 0.43 \pm 0.025$
	△ ALL PADS EXCEPT FOR DEFINED IN △ △ △ △	ALL PADS EXCEPT FOR DEFINED IN △ △ △ △	MD PAD $\phi 0.43 \pm 0.025$

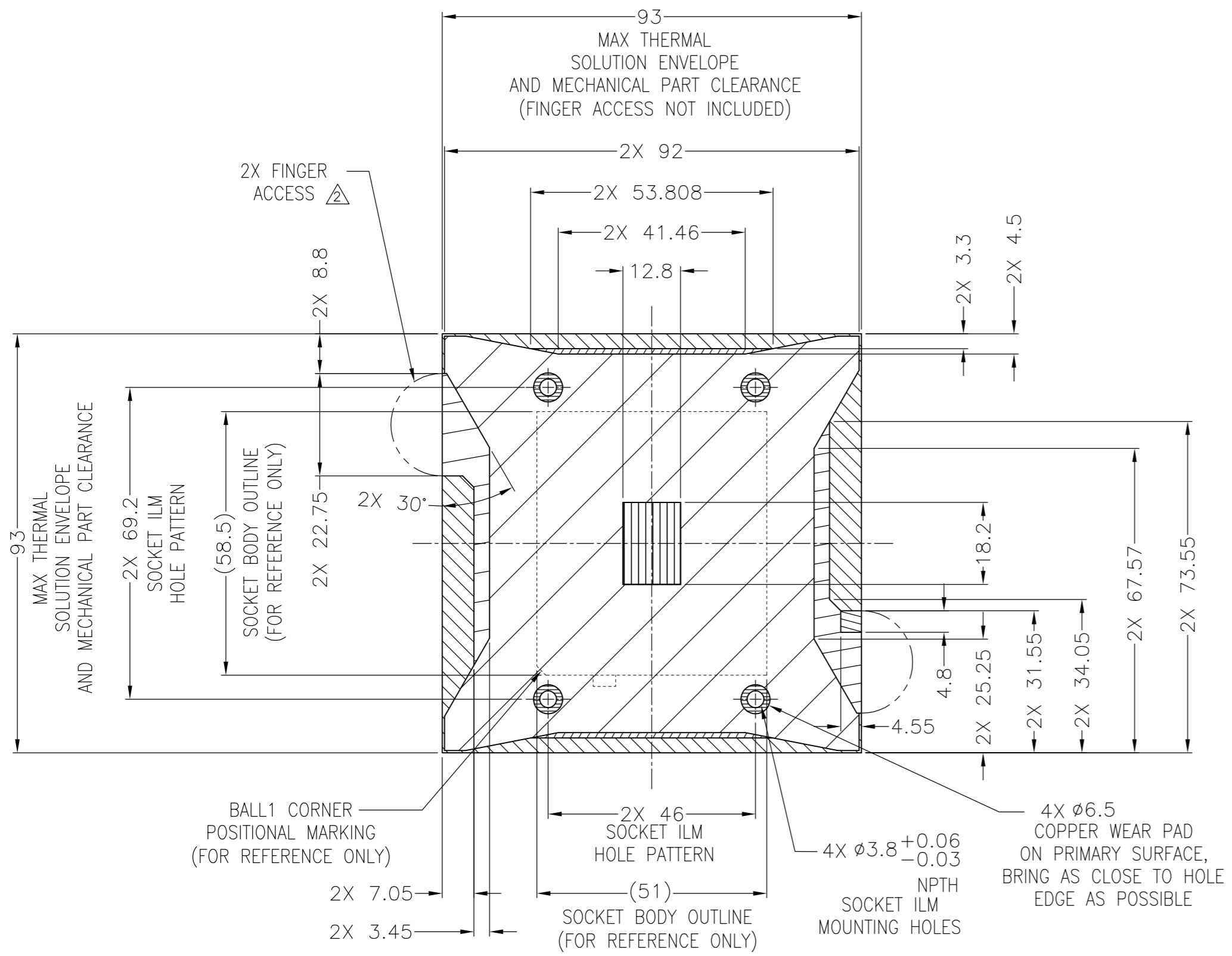
FOR GENERAL BOARD DESIGN, PLEASE REFER TO THE THERMAL AND MECHANICAL DESIGN GUIDELINES(TMDG) PROVIDED BY INTEL CORPORATION

THIS DRAWING IS A CONTROLLED DOCUMENT.		DWN	TE Connectivity	
DIMENSIONS: 单位: 毫米 mm		CHK	NAME 名称	
TOLERANCES UNLESS OTHERWISE SPECIFIED: 一般公差		APVD	SOCKET ASSY LGA2011-0	
0-PLG ±		PRODUCT SPEC 製品規格	SIZE	CAGE CODE
1-PLG ±		APPLICATION SPEC 取付適用規格	A2	00779
2-PLG ±		WEIGHT	DRAWING NO 番号	
3-PLG ±		CUSTOMER DRAWING	C=1554653	
4-PLG ±		SCALE 尺度	RESTRICTED TO	
ANGLES 仕上		NTS	SHEET 5 of 6	
			REV F2	

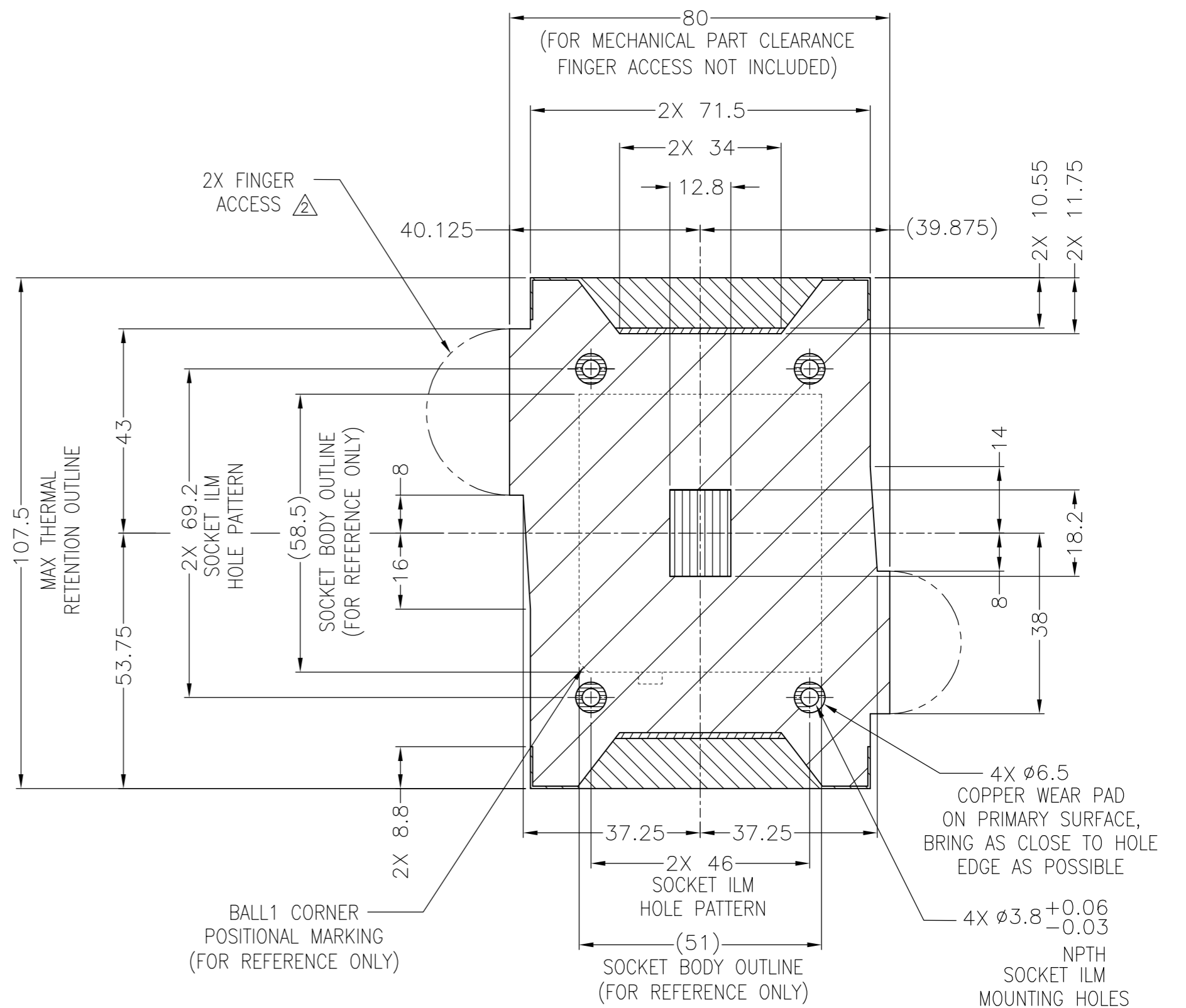
LOCATION ID AND REFFERENCE LAND PATTERN GUIDANCE

THIS DRAWING IS UNPUBLISHED. RELEASED FOR PUBLICATION APR , 2011.
 © COPYRIGHT 2011 By Tyco Electronics Japan G.K. ALL RIGHTS RESERVED.

LOC	DIST	REVISONS			DATE	DWN	APVD
J	-	P	LTR	DESCRIPTION			
		-	-	SEE SHEET 1	-	-	-



FOR ILM ASSY WIDE TYPE



FOR ILM ASSY NARROW TYPE

COMPONENT KEEP-INS AND MECHANICAL COMPONENT KEEP-OUTS
 FOR REFERENCE ONLY, PLEASE REFER TO THE THERMAL AND MECHANICAL DESIGN GUIDELINES(TMDG) PROVIDED BY INTEL CORPORATION

NOTES (APPLIED TO SHEET 6 OF 6):
 1. DIMENSIONS STATED IN MILLIMETERS AND DEFINE ZONES, FOR UNDEFINED DIMENSIONS, REFER TO THERMAL AND MECHANICAL DESIGN GUIDELINE PROVIDED BY INTEL CORPORATION.
 △ SIZE & HEIGHT OF FINGER ACCESS TO BE DETERMINED BY SYSTEM/BOARD ARCHITECT. THIS IS ILM MECHANICAL CLEARANCE ONLY AND FINGER AND/OR TOOL ACCESS SHOULD BE DETERMINED SEPARATELY.

LEGEND	
	0.0MM MAX COMPONENT HEIGHT, NO COMPONENT PLACEMENT, SOCKET, ILM, AND FINGER ACCESS KEEPIN ZONE
	7.2MM MAX COMPONENT HEIGHT.
	0.0MM MAX COMPONENT HEIGHT, NO COMPONENT PLACEMENT, NO ROUTE ZONE
	1.67MM MAX COMPONENT HEIGHT AFTER REFLOW 1.50MM MAX (MMC) COMPONENT HEIGHT BEFORE REFLOW
	1.6MM MAX COMPONENT HEIGHT.
	1.5MM MAX COMPONENT HEIGHT.
	1.9MM MAX COMPONENT HEIGHT.

THIS DRAWING IS A CONTROLLED DOCUMENT.		DWN	TE Connectivity	
DIMENSIONS: 単位: 種 mm		CHK	NAME 名称	
TOLERANCES UNLESS OTHERWISE SPECIFIED: 一般公差		APVD	SOCKET ASSY LGA2011-0	
ϕ PLG ± 1 PLG ± 2 PLG ± 3 PLG ± 4 PLG ± ANGLES ±		PRODUCT SPEC 製品規格	SIZE A2	CAGE CODE 00779
MATERIAL 材料		APPLICATION SPEC 取付適用規格	DRAWING NO 番号 C=1554653	RESTRICTED TO
FINISH 仕上		WEIGHT	SCALE 尺度 NTS	SHEET 6 OF 6
CUSTOMER DRAWING		REV F2		

单击下面可查看定价，库存，交付和生命周期等信息

[>>TE Connectivity\(泰科\)](#)