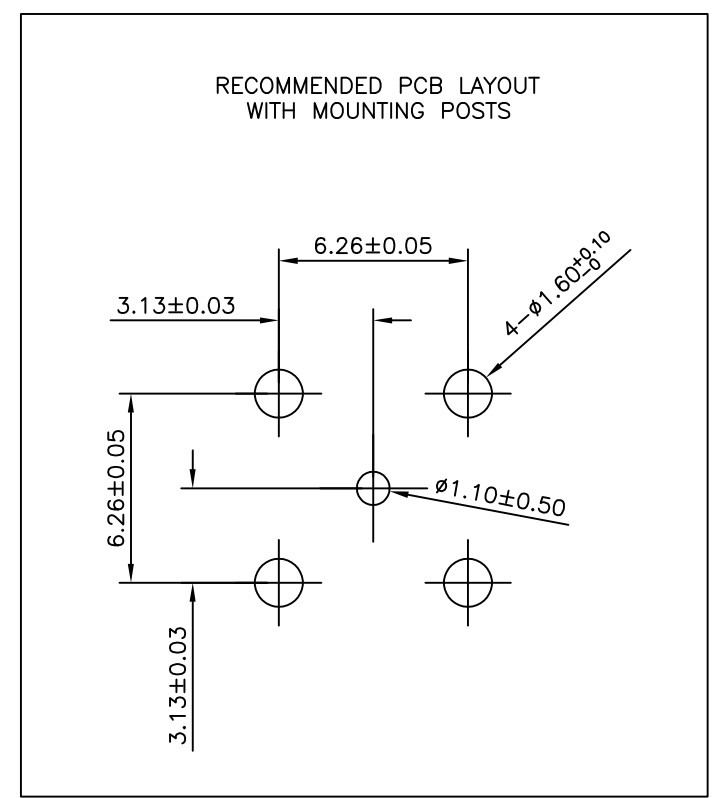
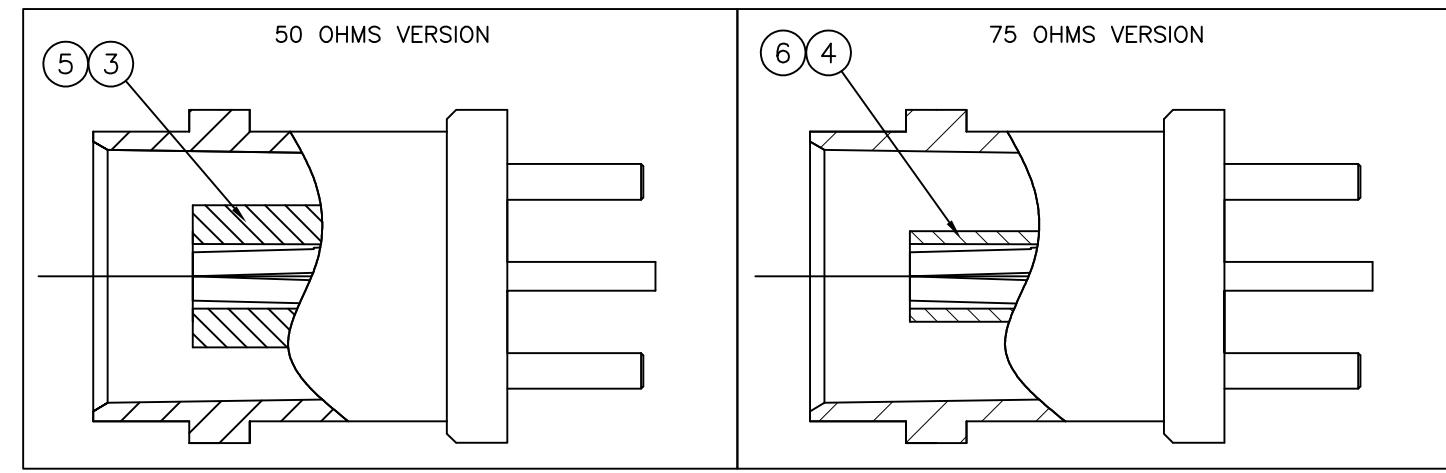
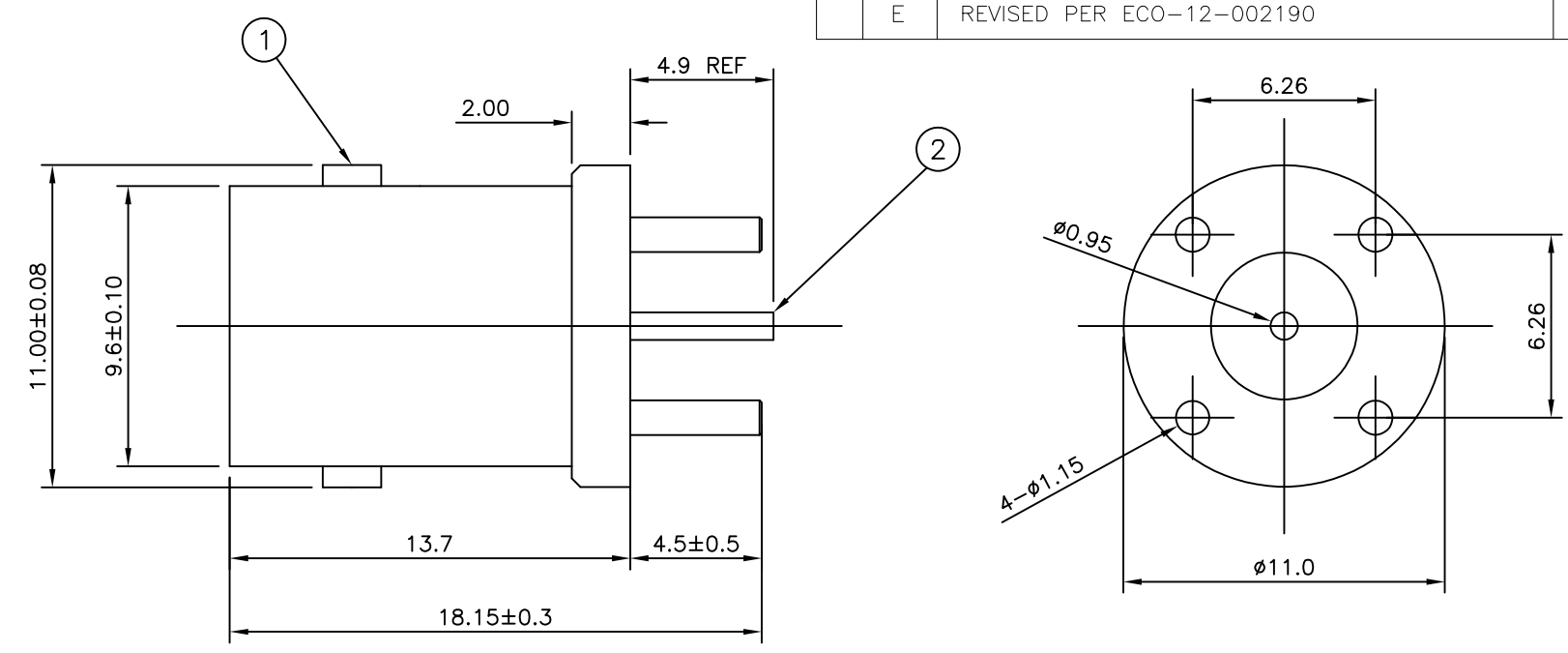


THIS DRAWING IS UNPUBLISHED. RELEASED FOR PUBLICATION SEP ,2004.
 © COPYRIGHT 2004 By - ALL RIGHTS RESERVED.

LOC	DIST	REVISIONS					
E	B	P	LTR	DESCRIPTION	DATE	DWN	APVD
		D1		REVISED PER ECO-11-005033	31MAR11	RK	HMR
		E		REVISED PER ECO-12-002190	03FEB12	TITAN	MARTIN

- NOTES**
- 1 100 TRAY PACK IN ACCORDANCE WITH AMP SPEC 107-3275
 - 2 SINGLE PACK IN ACCORDANCE WITH AMP SPEC 107-3275
 - 3 Au PLATING
 - 4 Ni PLATING
 - 5 FOR TECHNICAL DATA REFER TO YOUR LOCAL TE CONNECTIVITY SALES OFFICE
 - 6 ALL DIMENSIONS ARE NOMINAL FOR REFERENCE ONLY UNLESS OTHERWISE STATED



1	1	-	-	-	-	-	-	-	PTFE	INSULATOR	6
-	-	1	1	-	-	-	-	-	PTFE	INSULATOR	5
-	-	-	-	1	1	-	-	-	POLYMETHYLPENTENE	INSULATOR	4
-	-	-	-	-	-	1	1	-	POLYMETHYLPENTENE	INSULATOR	3
1	1	1	1	1	1	1	1	1	PHOS BRONZE	CONTACT	2
1	1	1	1	1	1	1	1	1	ZINC ALLOY	BODY	1
5--7	5--6	5--5	5--4	5--3	5--2	5--1	5--0		MATERIAL	DESCRIPTION	ITEM
△	△	△	△	△	△	△	△				
QUANTITY PER ASSY										PARTS LIST	

OBSOLETE

THIS DRAWING IS A CONTROLLED DOCUMENT.		DWN	RITA ZUO		11 Mar 09	TE Connectivity		BNC STRAIGHT LOW PROFILE PCB SOCKET			
DIMENSIONS: mm		CHK	ANSON MA		11 Mar 09						
TOLERANCES UNLESS OTHERWISE SPECIFIED:		APVD	BOB ZHAO		11 Mar 09	NAME					
0 PLC ± -		PRODUCT SPEC		108-112000		SIZE		CAGE CODE	DRAWING NO	RESTRICTED TO	
1 PLC ± -		APPLICATION SPEC		-		-		-		-	
2 PLC ± -		WEIGHT		-		A3		00779	C-1634503	-	
3 PLC ± -		CUSTOMER DRAWING		SCALE		NTS		SHEET		1 OF 1	
4 PLC ± -		MATERIAL		-		-		-		REV	
ANGLES ± -		FINISH		-		-		-		E	

单击下面可查看定价，库存，交付和生命周期等信息

[>>TE Connectivity\(泰科\)](#)