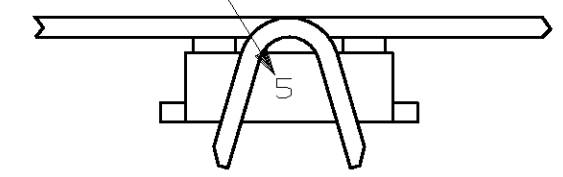


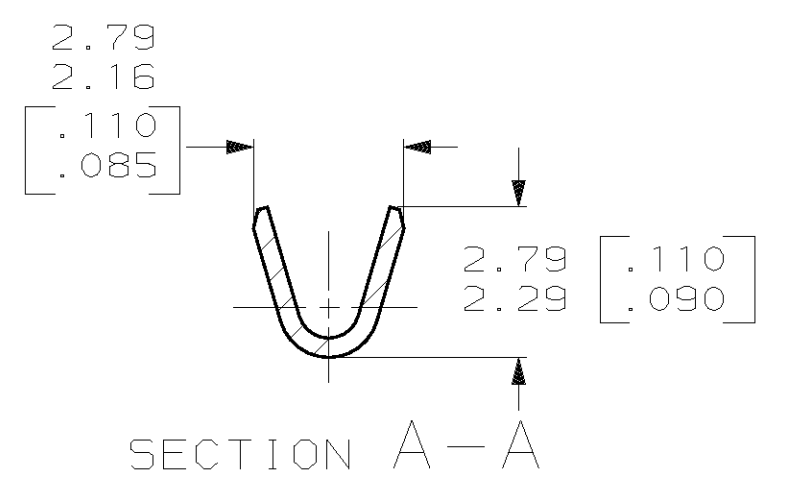
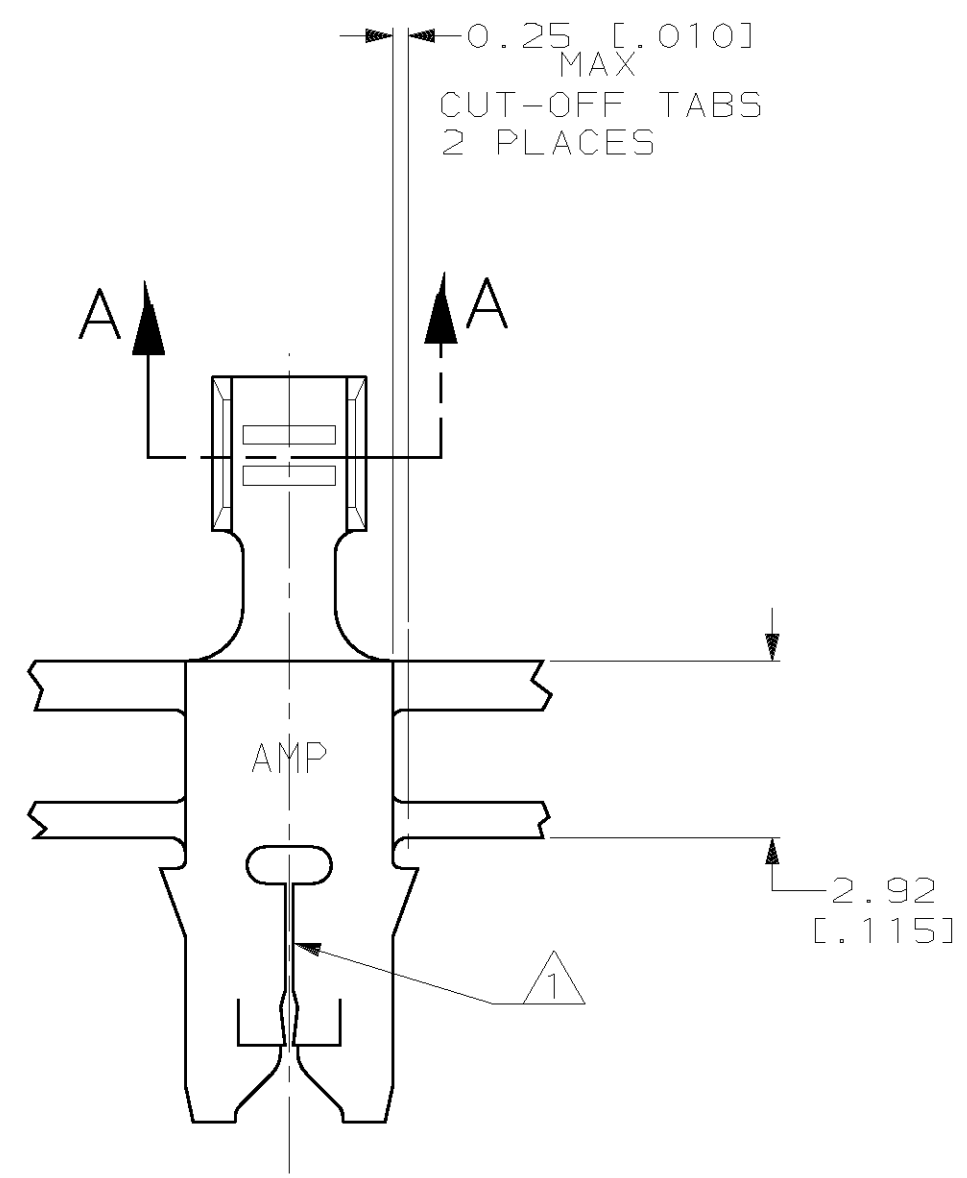
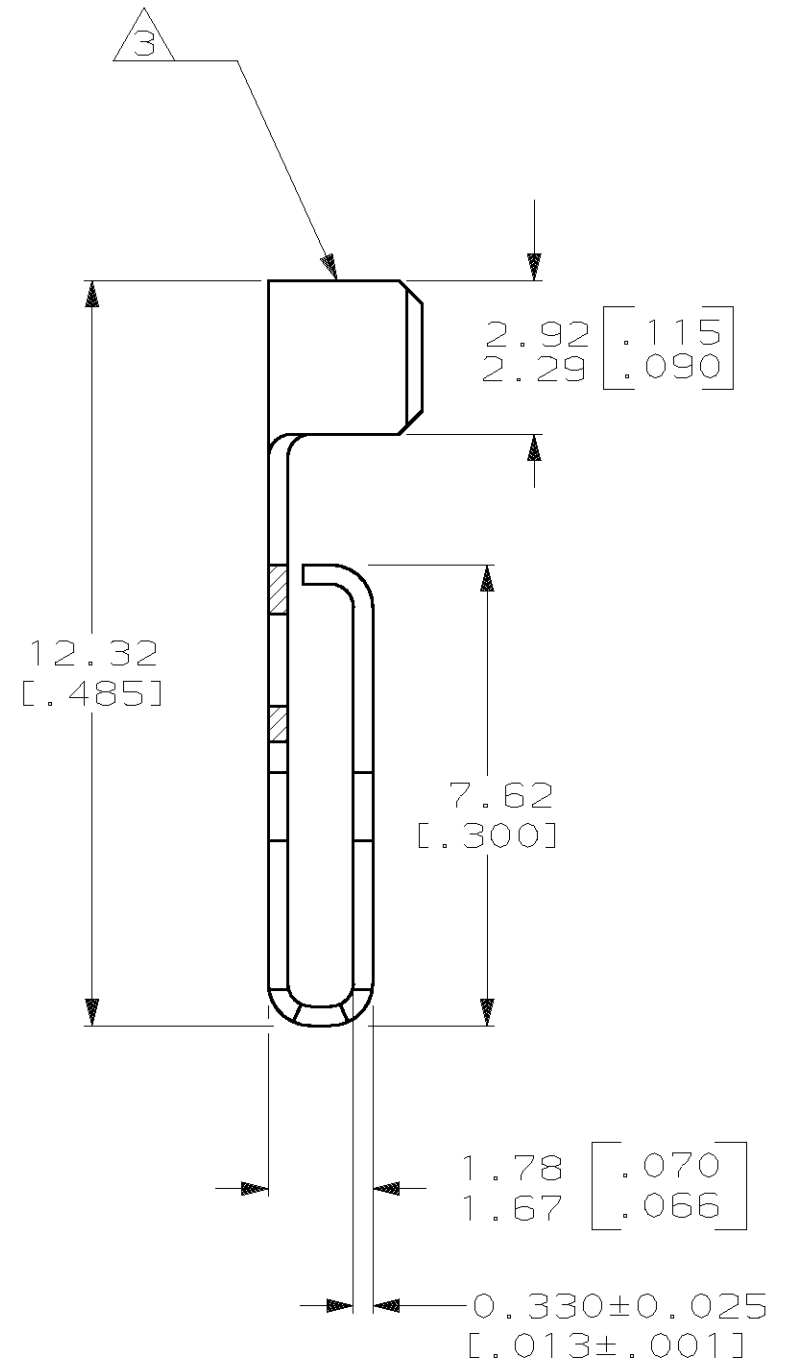
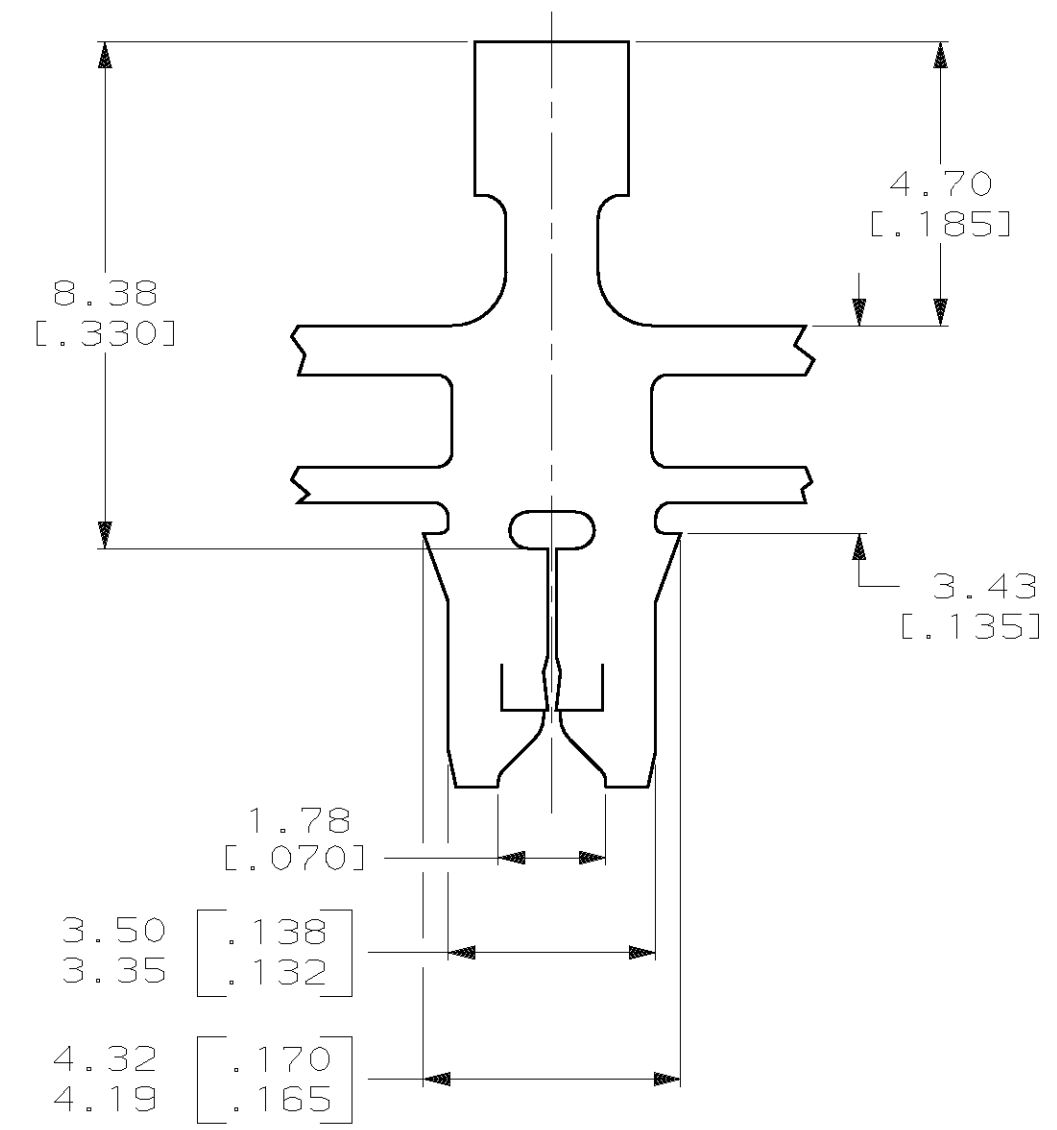
THIS DRAWING IS UNPUBLISHED. RELEASED FOR PUBLICATION .19
 (C) COPYRIGHT 19 BY AMP INCORPORATED. ALL RIGHTS RESERVED.

LOC		DIST		REVISIONS			
P	LTR	DESCRIPTION	DATE	DWN	APVD		
AF	50	E	REVIS PER EC 063A-0046-99	14JUL99	SW	KR	

IDENTIFICATION NUMBER 5 FOR MAGNET WIRE RANGE



- 1 SLOT TERMINATES 0.23-0.32mm [#31-#28] AWG COPPER MAGNET WIRE EITHER SINGLE OR DOUBLE OF THE SAME SIZE.
- 2 CONTINUOUS STRIP ON REELS WITH TERMINALS LOCATED ON 8.38±0.08 [.330±.003] CENTERS.
- 3 WIRE BARREL TO ACCEPTS #22-#18 AWG STRANDED LEAD WIRE.



63236-1
PART NUMBER

THIS DRAWING IS A CONTROLLED DOCUMENT.		DWN MICHAEL S. FEHER 17SEP96	AMP AMP Incorporated Harrisburg, PA 17105-3608
DIMENSIONS: mm [INCHES]		CHK RICHARD GRZYBOWSKI 25SEP96	
TOLERANCES UNLESS OTHERWISE SPECIFIED:		APVD NELSON E. NEFF 25SEP96	NAME TERMINAL, F-CRIMP, 300 SERIES, MAG-MATE™
0 PLC ±- 1 PLC ±- 2 PLC ±0.25(.010) 3 PLC ±- 4 PLC ±- ANGLES ±-		PRODUCT SPEC 108-2012	SIZE A2
MATERIAL 4M BRASS		APPLICATION SPEC 114-2046	CAGE CODE 00779
FINISH 0.002032(.000080) MIN TIN		WEIGHT -	DRAWING NO C-63236
		CUSTOMER DRAWING	SCALE 8:1
			SHEET 1 OF 1
			REV E

单击下面可查看定价，库存，交付和生命周期等信息

[>>TE Connectivity\(泰科\)](#)