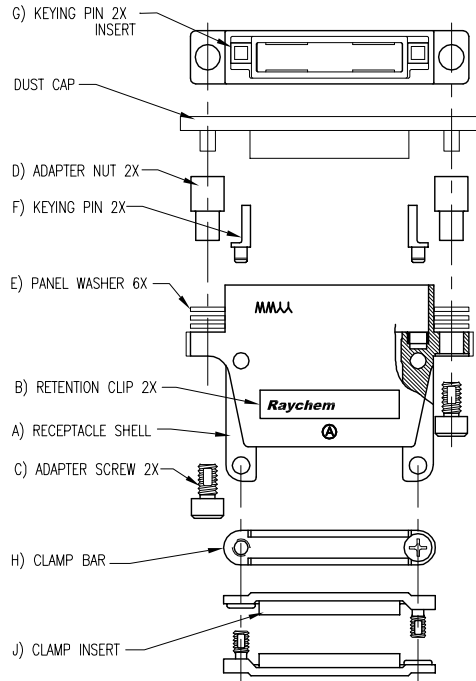
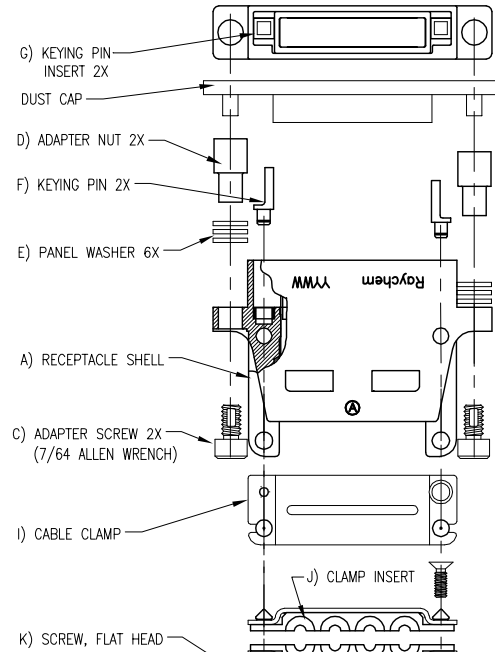
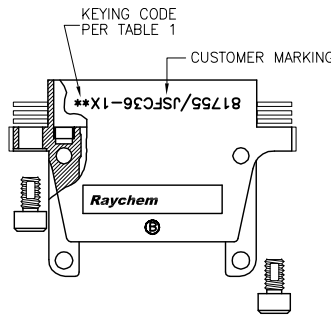


THIS DRAWING AND THE INFORMATION SET FORTH HEREON ARE THE PROPERTY OF TYCO ELECTRONICS CORPORATION, AND ARE TO BE HELD IN TRUST AND CONFIDENCE. PUBLICATION, DUPLICATION, DISCLOSURE, OR USE FOR ANY PURPOSE NOT EXPRESSLY AUTHORIZED IN WRITING BY TYCO ELECTRONICS IS PROHIBITED.

REVISIONS		
LTR	DESCRIPTION	DATE
A	INITIAL RELEASE PER DCR C040497	2/27/04
B	REVISED PER DCR C040538	3/4/04



RECEPTACLE SHELL
(STANDARD)



RECEPTACLE SHELL
(4 CONTACTS - 12 AWG)

PART NUMBER VARIABLES:

D-659-0036-0X-XX

- KEYING CODE AA THRU DD (SEE TABLE I)
- 01- 1-INCH RECEPTACLE
- 02- 2-INCH RECEPTACLE
- 03- 1-INCH RECEPTACLE (4 CONTACTS - 12 AWG)

PART NUMBER	CUSTOMER PART NUMBER (MARKING - "B" SIDE)
D-659-0036-01- **	81755/JSFC36-11 **
D-659-0036-02- **	81755/JSFC36-12 **
D-659-0036-03- **	81755/JSFC36-21 **

** : KEYING PIN ORIENTATION VARIABLES (SEE TABLE I)

SPECIFICATION CONTROL DRAWING

UNLESS OTHERWISE SPECIFIED DIMENSIONS ARE IN INCHES. METRIC DIMENSIONS ARE IN BRACKETS. DECIMALS .XXX ±.005 { .13 mm } .XX ±.02 { .5 mm } ANGLES .X ± WEIGHT:	DRAWN	MFORONDA	2/20/04		Tyco Electronics Corporation 300 Constitution Drive Menlo Park, CA. 94025 U.S.A.		
	CHECKED						
	APPROVED	MHIGGY	2/20/04	TITLE	SHELL, CONNECTOR, RECEPTACLE MODULAR, KEYED		
	APPROVED			CAD NAME	C040538A.DWG		
THIRD ANGLE PROJECTION				SIZE	CODE IDENT. NO.	DWG. NO.	REV
	C	06090	D-659-0036-0X-XX	DO NOT SCALE THIS DRAWING	SHEET 1 OF 2		B

If this document is printed it becomes uncontrolled.
Check for the latest revision.

DWG. NO. D-659-0036-0X-XX SHEET 1

4

3



2

1

THIS DRAWING AND THE INFORMATION SET FORTH HEREON ARE THE PROPERTY OF TYCO ELECTRONICS CORPORATION, AND ARE TO BE HELD IN TRUST AND CONFIDENCE. PUBLICATION, DUPLICATION, DISCLOSURE, OR USE FOR ANY PURPOSE NOT EXPRESSLY AUTHORIZED IN WRITING BY TYCO ELECTRONICS IS PROHIBITED.

REVISIONS			
LTR	DESCRIPTION	DATE	APPROVED
A	INITIAL RELEASE PER DCR C040497	2/27/04	MHIGGY
B	REVISED PER DCR C040538	3/4/04	MHIGGY

NOTES:

1. MATERIALS:

- A) SHELL ALUMINUM ALLOY PER ASTM B85, CADMIUM PLATED PER SAE AMS-QQ-P-416 OVER NICKEL UNDERPLATE
- B) RETENTION CLIP (STANDARD SHELL) COPPER ALLOY 172 PER ASTM B194, CADMIUM PLATED PER SAE AMS-QQ-P-416
- C) ADAPTOR SCREW STAINLESS STEEL PER SAE AMS-QQ-S-763, 300 SERIES, CADMIUM PLATED PER SAE AMS-QQ-P-416
- D) ADAPTOR NUT STAINLESS STEEL PER SAE AMS-QQ-S-763, 300 SERIES, CADMIUM PLATED PER SAE AMS-QQ-P-416
- E) PANEL WASHER STAINLESS STEEL PER SAE AMS-QQ-S-763 OR ASTM A 240, 300 SERIES, CADMIUM PLATED PER SAE AMS-QQ-P-416
- F) KEYING PIN HIGH GRADE POLYARYLENE THERMOPLASTIC, MOLDED
- G) KEY PIN INSERT HIGH GRADE POLYARYLENE THERMOPLASTIC, MOLDED
- H) CLAMP BAR (STANDARD SHELL) STAINLESS STEEL PER SAE AMS-QQ-S-763, 300 SERIES, CADMIUM PLATED PER SAE AMS-QQ-P-416
- I) CABLE CLAMP (4 CONTACTS-12 AWG) STAINLESS STEEL PER SAE AMS-QQ-S-763, 300 SERIES, CADMIUM PLATED PER SAE AMS-QQ-P-416
- J) CLAMP INSERT SILICONE ELASTOMER PER MIL-R-25988
- K) FLAT HEAD SCREW (4 CONTACTS-12 AWG) STAINLESS STEEL PER SAE AMS-QQ-S-763, 300 SERIES, CADMIUM PLATED PER SAE AMS-QQ-P-416

2. DIMENSIONS AND OTHER DETAILS ARE SHOWN ON THE SPECIFICATION CONTROL DRAWING OF THE APPLICABLE SHELL ASSEMBLY.

FOR D-659-0036-01-** AND D-659-0036-02-**: SEE MTC100-XHX-XXX-XXX
 FOR D-659-0036-03-**: SEE D-659-0034-01-003

TABLE I KEYING CODES

CODE	RECEPTACLE CONFIGURATION	CODE	RECEPTACLE CONFIGURATION
-A A-		-C A-	
-A B-		-C B-	
-A C-		-C C-	
-A D-		-C D-	
-B A-		-D A-	
-B B-		-D B-	
-B C-		-D C-	
-B D-		-D D-	
		-X X-	UNKEYED

POSITION OF PROJECTING TAB (TYP)

SPECIFICATION CONTROL DRAWING

UNLESS OTHERWISE SPECIFIED DIMENSIONS ARE IN INCHES. METRIC DIMENSIONS ARE IN BRACKETS. DECIMALS .XXX ± .005 { .13 mm } .XX ± .02 { .5 mm } ANGLES .X ± WEIGHT:	DRAWN	MFORONDA	2/20/04	tyco Electronics	Tyco Electronics Corporation 300 Constitution Drive Menlo Park, CA. 94025 U.S.A.	Raychem	
	CHECKED						
	APPROVED	MHIGGY	2/20/04	TITLE	SHELL, CONNECTOR, RECEPTACLE MODULAR, KEYED		
	APPROVED			CAD NAME	C040538B.DWG		
	THIRD ANGLE PROJECTION			SIZE	CODE IDENT. NO.	DWG. NO.	REV
		C	06090	D-659-0036-0X-XX	B	DO NOT SCALE THIS DRAWING	
				SHEET 2 OF 2			

If this document is printed it becomes uncontrolled.
 Check for the latest revision.

DWG. NO. D-659-0036-0X-XX SHEET 1

4



2

1

单击下面可查看定价，库存，交付和生命周期等信息

[>>TE Connectivity\(泰科\)](#)