

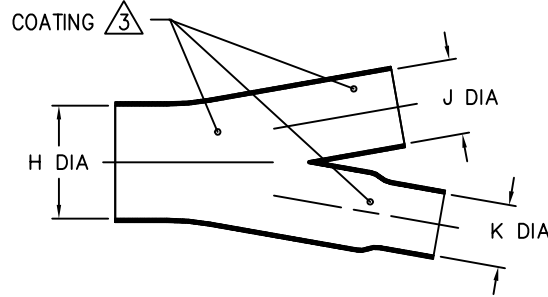
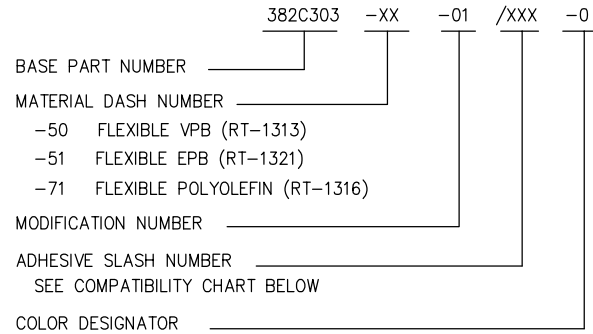
**NOTES**

- ALL DIMENSIONS ARE IN  $\frac{\text{INCHES}}{\text{[MILLIMETERS]}}$
- DIMENSIONS APPEARING IN TABLE ARE AS FOLLOWS:
  - a - AS SUPPLIED
  - b - AFTER UNRESTRICTED RECOVERY

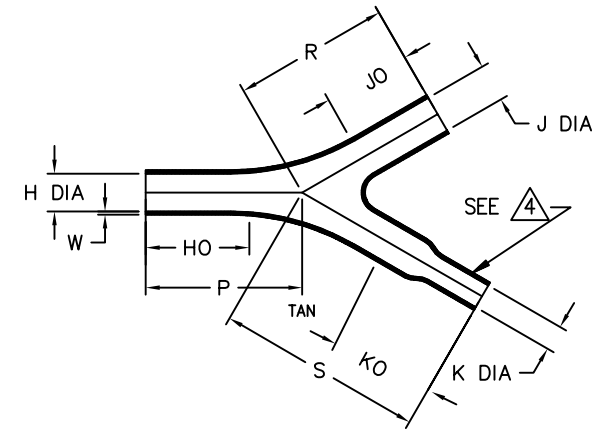
**3** COATING (ADHESIVE): IS OPTIONAL AS SUPPLIED DIMENSIONS APPEARING IN TABLE ARE FOR UNCOATED PARTS. WHEN COATING IS ADDED, ENTRY DIAMETER WILL BE REDUCED BY .06 MAX.

**4** WALL THICKNESS WILL NOT BE MEASURED IN TRANSITION AREA.

5. ORDERING INFORMATION:



AS SUPPLIED



AFTER UNRESTRICTED RECOVERY

REVISIONS		
LTR	DESCRIPTION	DATE
B	ECO-09-012689	05/25/2009

TABLE OF DIMENSIONS

PART DESCRIPTION	H		J		K		P & R	S	HO & JO	KO	W
	MIN	MAX	MIN	MAX	MIN	MAX	REF	REF	MAX	REF	REF
	a	b	a	b	a	b	b	b	b	b	b
382C303-X-01	<u>2.37</u> [60,2]	<u>.79</u> [20,1]	<u>1.58</u> [40,1]	<u>.79</u> [20,1]	<u>.50</u> [12,7]	<u>.20</u> [5,1]	<u>2.48</u> [63,0]	<u>3.73</u> [94,7]	<u>1.00</u> [22,1]	<u>2.50</u> [63,5]	<u>.06</u> [1,5]

If this document is printed it becomes uncontrolled. Check for the latest revision

CUSTOMER DRAWING

COMPATIBILITY CHART

MATERIAL DASH NO.	ADHESIVE (COATING) SLASH NO.	ADHESIVE (COATING) S NO.
-50		
-51	/164	S-1124
-71		

UNLESS OTHERWISE SPECIFIED DIMENSIONS ARE INCHES. METRIC DIMENSIONS ARE IN BRACKETS.

DECIMAL TOLERANCES

.XXX ± 0.005 [0.13 mm]  
.XX ± 0.01 [0.25 mm]  
.X ± 0.1 [0.50 mm]

ANGLE TOLERANCE

.X ± 1 DEG.

TYCO ELECTRONICS RESERVES THE RIGHT TO AMEND THIS DRAWING AT ANY TIME. USERS SHOULD EVALUATE THE SUITABILITY OF THE PRODUCT FOR THEIR APPLICATION.

DRAWN  
YUNGUYEN

APPROVED  
JKUSTER

THIRD ANGLE PROJECTION

Raychem Molded Parts  
305 Constitution Dr  
Menlo Park, CA 94025

TITLE  
SLIMLINE TRANSITION,  
Y-SHAPE

SIZE B CODE IDENT. NO. 06090 DWG. NO. 382C303-X-01

© 1994-2009 Tyco Electronics Corporation. All rights reserved. DO NOT SCALE THIS DRAWING SHEET 1 OF 1

单击下面可查看定价，库存，交付和生命周期等信息

[>>TE Connectivity\(泰科\)](#)