

4

3

2

1

THIS DRAWING IS UNPUBLISHED.

RELEASED FOR PUBLICATION

© COPYRIGHT -

ALL RIGHTS RESERVED.

LOC
HDIST
-

REVISIONS

P	LTR	DESCRIPTION	DATE	DWN	APVD
	H3	APPLICATION SPECIFICATION NUMBER ADDED	24JUL2013	KJK	RP
	H4	BLISTER MATERIAL CHANGE FOR 16POS	05MAY2015	NV	PS

REFERENCE MATING INTERFACE PATTERN:
1,27 STAGGERED PITCH x 1,5 ROW-DISTANCE.

POLARISATION SLOT

SECTION A-A

2,5 SC REF

6,9±0,2

5,3 MAX.

SCALE 3:1

SCALE 3:1

SOLDER DETAIL

SCALE 10:1

3,0 REF.

SOLDER DETAIL
SCALE 10:1

EXAMPLE SOLDER JOINT

0,1

2,0 REF

3,0 REF

△ PART NUMBER VAC. TAPE.	PART NUMBER ³	PART REV	NR. OF POS. "n"	"A"	"B" MAX.
7-338069-4	0-338069-4	K	4	3,81	9,7
7-338069-6	0-338069-6	K	6	6,35	12,2
7-338069-8	0-338069-8	K	8	8,89	14,7
8-338069-0	1-338069-0	K	10	11,43	17,3
8-338069-2	1-338069-2	K	12	13,97	19,8
8-338069-4	1-338069-4	K	14	16,51	22,4
8-338069-6	1-338069-6	L	16	19,05	24,9
8-338069-8	1-338069-8	K	18	21,59	27,4
9-338069-0	2-338069-0	K	20	24,13	30,0
9-338069-4	2-338069-4	K	24	29,21	35,0

SEE DETAIL X

USER DIRECTION OF FEED

ACCORDING EIA-481/DIN IEC 286

DETAIL X
SCALE 1:1

POLARIZATION-SLOT ON THIS SIDE.

"B"

5,0±0,2

⊕ | K

-K-

-L-

5,2 MAX

5,0±0,2

⊕ | L

0,25±0,05 TYP.

⊕ 0,5 M

-M-

"A" = (n-1) x 1,27

2,54 TYP

1,27 TYP

-M-

-F-

(n-1) x 1,27

2,54

1,27

1,50±0,05

⊕ 0,1 F

3,00 MIN.

-F-

(n-1) x 1,27

2,54

1,27

1,50±0,05

⊕ 0,1 F

3,00 MIN.

RECOMMENDED PC-BOARD
PAD-LAYOUT TOP VIEW

NOTES:

- 1 △ TAPE FOR VACUUM P&P ONLY FOR DASH NUMBERS 7- /8- /9-
- 2 FOR PACKAGING SEE SHEET 2 AND 3
- 3 △ WITHOUT VACUUM TAPE.
- 4 △ CORING-OUTS FOR MANUFACTURING PURPOSE ONLY.
SHAPE MAY VARY, BUT IS NOT FUNCTIONAL FOR THE APPLICATION.
- 5 SHOWN IS A 10 POSITION CONNECTOR.

THIS DRAWING IS A CONTROLLED DOCUMENT.

DIMENSIONS:	TOLERANCES UNLESS OTHERWISE SPECIFIED:
mm	
0 PLC	±-
1 PLC	±-
2 PLC	±-
3 PLC	±-
4 PLC	±-
ANGLES	±-
FINISH	SEE TABLE

MATERIAL SEE TABLE

Item no.	Description	Material	Finish
3	PICK & PLACE TAPE	KAPTON	AMBER TRANSPARENT
2	FEMALE HOUSING	POLYAMIDE 4/6,GF	RED
1	FEMALE CONTACT	PHOSPHOR BRONZE	TIN OVER NICKEL

DWN IIDECO1
M. Gosselink

CHK -

APVD -

PRODUCT SPEC 108-19052

APPLICATION SPEC 114-13318

WEIGHT -

TE Connectivity

CONNECTOR,
FEMALE-ON-BOARD TOP-ENTRY,
SMD, WITH LATCHES, Micro-MaTch

SIZE	CAGE CODE	DRAWING NO	RESTRICTED TO
A3	00779	0-338069	-

CUSTOMER DRAWING SCALE 5:1 SHEET 1 OF 3 REV H4

1470-19 (3/11)

Downloaded From Onevac.com

THIS DRAWING IS UNPUBLISHED.

RELEASED FOR PUBLICATION

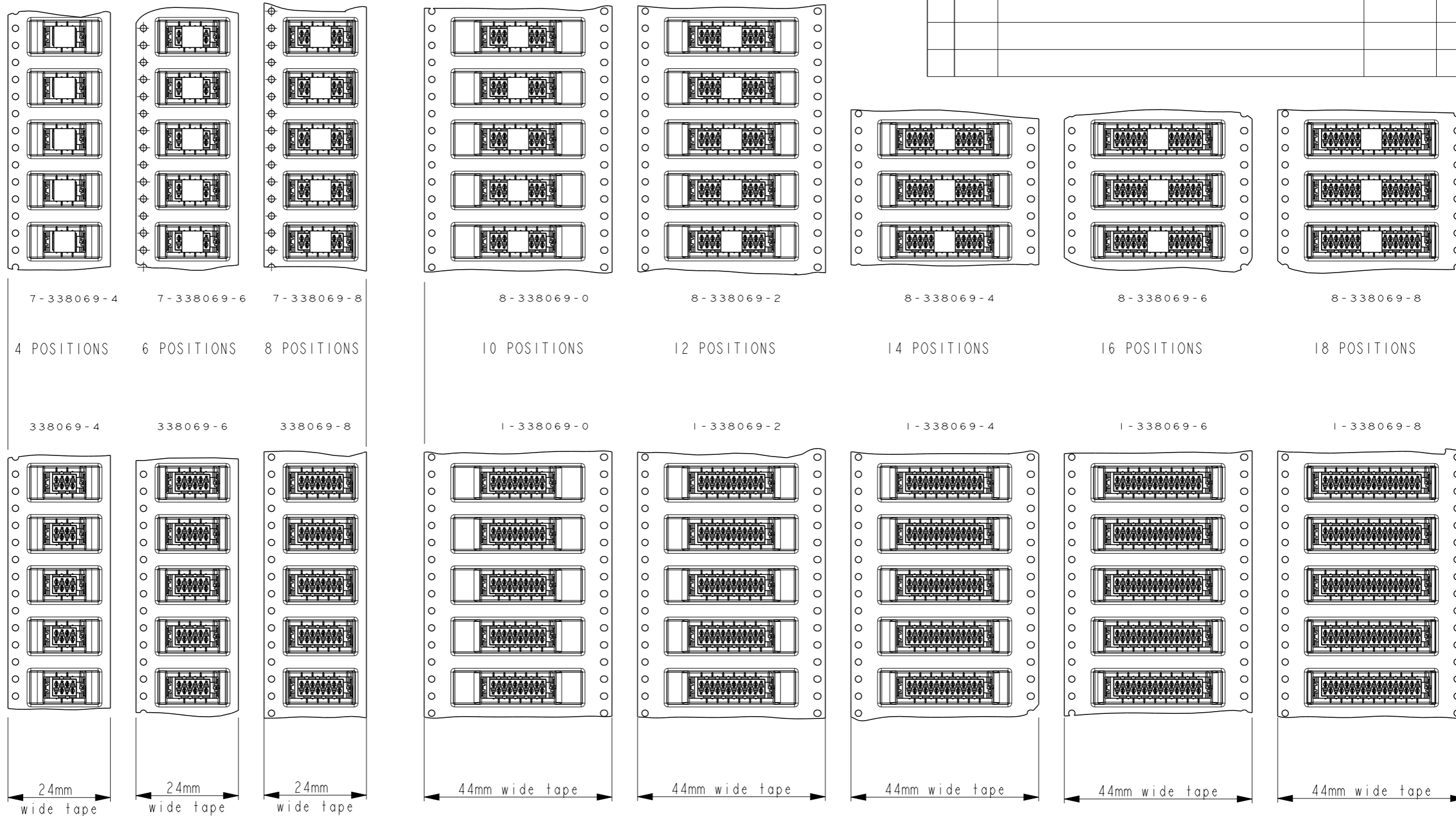
© COPYRIGHT -


ALL RIGHTS RESERVED.

LOC H DIST -

REVISIONS

P	LTR	DESCRIPTION	DATE	DWN	APVD
-	-	SEE SHEET 1	-	-	-



THIS DRAWING IS A CONTROLLED DOCUMENT.		DWN M. Gosselink	IIDECO1		TE Connectivity	
DIMENSIONS: mm		CHK -	APVD -		NAME CONNECTOR, FEMALE-ON-BOARD TOP-ENTRY, SMD, WITH LATCHES, Micro-MaTch	
TOLERANCES UNLESS OTHERWISE SPECIFIED:		PRODUCT SPEC 108-19052	APPLICATION SPEC 114-13318	SIZE A3	CAGE CODE 00779	DRAWING NO C-338069
MATERIAL -		FINISH -	WEIGHT -	RESTRICTED TO -		SCALE 5:1
0 PLC ±-		CUSTOMER DRAWING		SHEET 2 OF 3		REV H4
1 PLC ±-						
2 PLC ±-						
3 PLC ±-						
4 PLC ±-						
ANGLES ±-						

THIS DRAWING IS UNPUBLISHED.

RELEASED FOR PUBLICATION

© COPYRIGHT -

ALL RIGHTS RESERVED.

LOC

DIST

REVISIONS

H

-

P

LTR

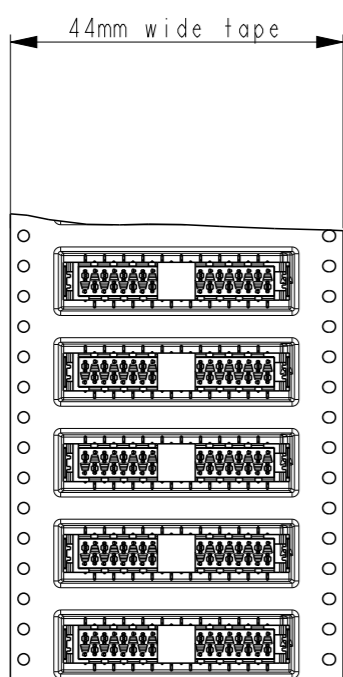
DESCRIPTION

DATE

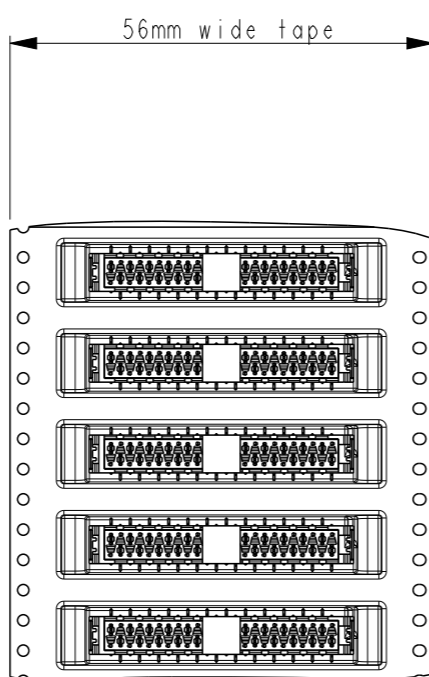
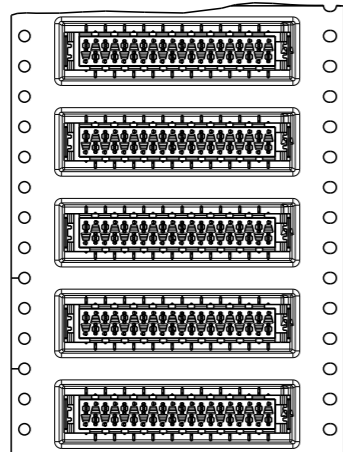
DWN

APVD

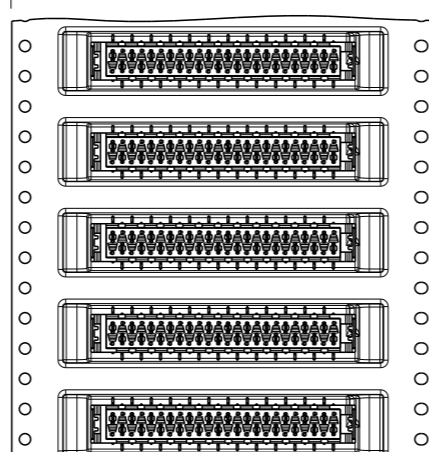
SEE SHEET 1



9-338069-0
20 POSITIONS
2-338069-0

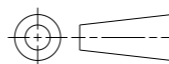


9-338069-4
24 POSITIONS
2-338069-4



THIS DRAWING IS A CONTROLLED DOCUMENT.

DIMENSIONS:
mm



TOLERANCES UNLESS OTHERWISE SPECIFIED:

- 0 PLC ±-
- 1 PLC ±-
- 2 PLC ±-
- 3 PLC ±-
- 4 PLC ±-
- ANGLES ±-
- FINISH -

MATERIAL

DWN M. Gosselink IDECO1

CHK -

APVD -

PRODUCT SPEC

108-19052

APPLICATION SPEC

114-13318

WEIGHT

-



TE Connectivity

NAME

CONNECTOR,
FEMALE-ON-BOARD TOP-ENTRY,
SMD, WITH LATCHES, Micro-MaTch

SIZE

CAGE CODE

DRAWING NO

RESTRICTED TO

A3

00779

C-338069

-

CUSTOMER DRAWING

SCALE 5:1

SHEET 3 OF 3

REV H4

单击下面可查看定价，库存，交付和生命周期等信息

[>>TE Connectivity\(泰科\)](#)