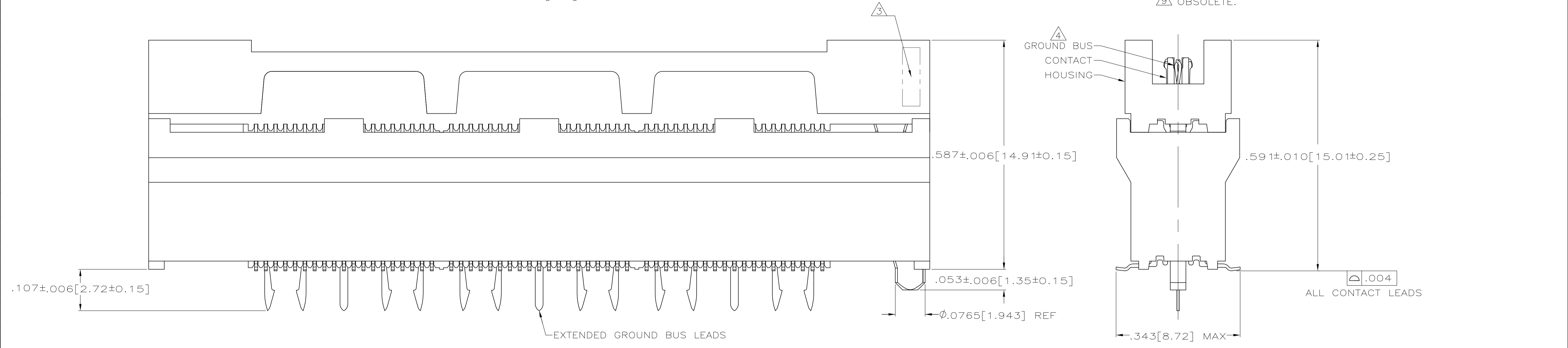


- $\triangle 1$ HOUSING: LIQUID CRYSTAL POLYMER, COLOR BLACK.
CONTACTS: HIGH RELIABILITY COPPER ALLOY.
GROUND BUSES: PHOSPHOR BRONZE ALLOY, UNS C51100.
- $\triangle 2$ CONTACTS & GROUND BUSES: NICKEL UNDERPLATE ALL OVER,
MATING SURFACE PLATED TO MEET LEVEL 2 PERFORMANCE
REQUIREMENTS OF TE PRODUCT SPECIFICATION 108-1422, SOLDER
TAILS PLATED MATTE TIN.
- $\triangle 3$ DATE CODE MARKED IN AREA INDICATED ON SIDE OPPOSITE
POSITION #1.
- $\triangle 4$ ONE GROUND BUS WITH 5 TAILS PER EACH MODULE.
- $\triangle 5$ TOLERANCE NON-ACCUMULATIVE.
- $\triangle 6$ FOR SLIP-FIT APPLICATIONS, ORIENTATION HOLE TO BE
 $\phi .079 \pm .001 [2.00 \pm 0.03]$.
- $\triangle 7$ FOR CONNECTORS OF 190 POSITIONS AND LARGER, THE
CONNECTORS INTEGRAL GROUND BUS RETENTION FEATURE
COMPENSATES FOR INHERENT BOW IN THE HOUSING. ONCE
THE CONNECTOR IS PLACED ON THE PCB, COPLANARITY IS
HELD TO $0.1 [0.04]$.
- $\triangle 8$ PRELIMINARY - NOT RELEASED FOR PRODUCTION.
- $\triangle 9$ OBSOLETE.



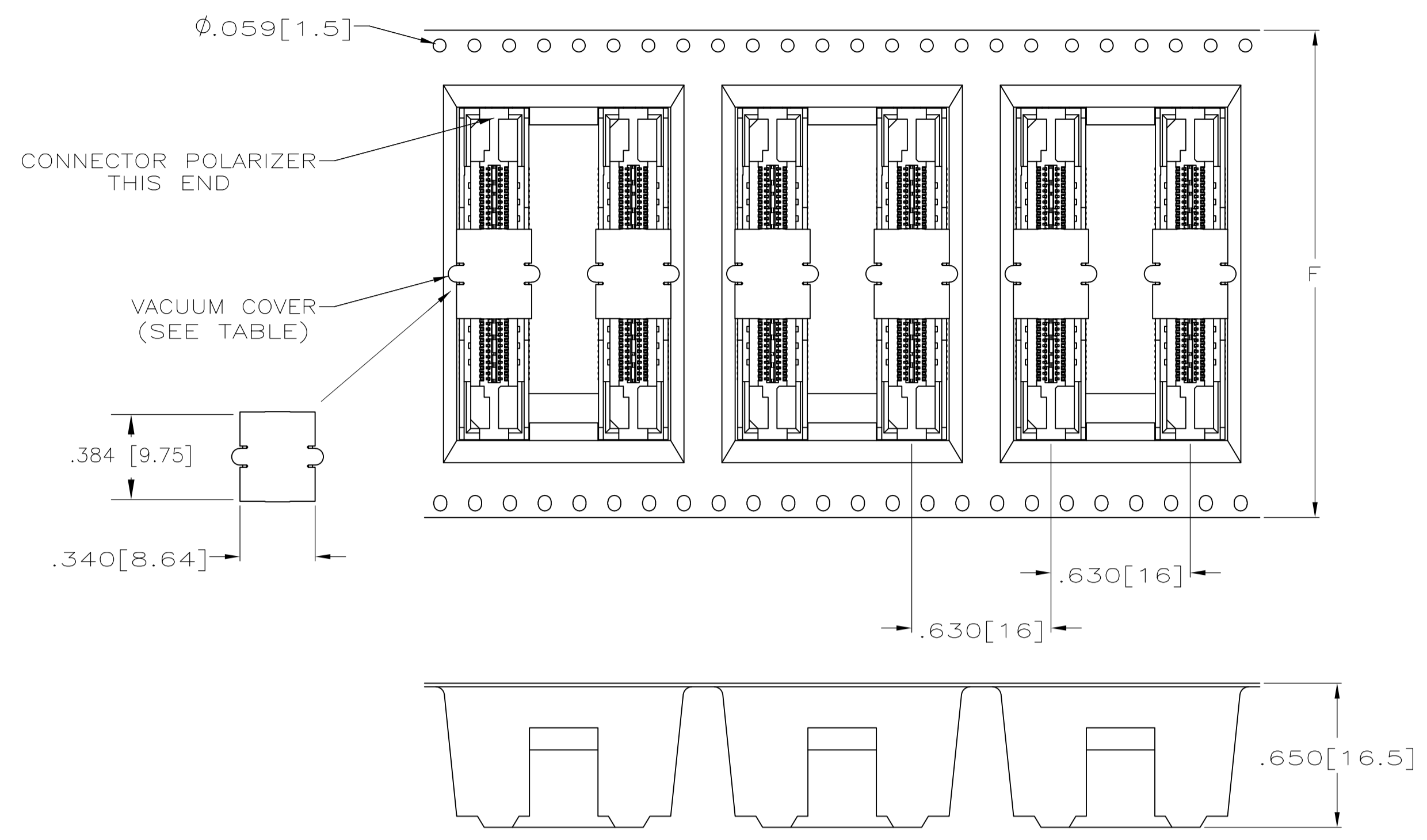
SEE SHEET 2 FOR RECOMMENDED PC BOARD LAYOUT
AND PACKAGING DETAIL

$\triangle 9$	NO	4.724 [120]	3.000 [76.2]	6	3.450 [87.63]	3.900 [99.06]	4.000 [101.6]	266	1-5767153-4
	NO	4.724 [120]	2.500 [63.5]	5	2.950 [74.93]	3.400 [86.36]	3.500 [88.9]	228	1-5767153-3
	NO	4.094 [104]	2.000 [50.8]	4	2.450 [62.23]	2.900 [73.66]	3.000 [76.2]	190	1-5767153-2
	NO	3.465 [88]	1.500 [38.1]	3	1.950 [49.53]	2.400 [60.96]	2.500 [63.5]	152	1-5767153-1
	NO	2.835 [72]	1.000 [25.4]	2	1.450 [36.83]	1.900 [48.26]	2.000 [50.8]	114	1-5767153-0
	NO	2.205 [56]	.500 [12.7]	1	.950 [24.13]	1.400 [35.56]	1.500 [38.1]	76	5767153-9
	NO	1.732 [44]	.000 [0]	0	.450 [11.43]	.900 [22.86]	1.000 [25.4]	38	5767153-8
$\triangle 8$	YES	4.724 [120]	3.000 [76.2]	6	3.450 [87.63]	3.900 [99.06]	4.000 [101.6]	266	5767153-7
$\triangle 8$	YES	4.724 [120]	2.500 [63.5]	5	2.950 [74.93]	3.400 [86.36]	3.500 [88.9]	228	5767153-6
$\triangle 8$	YES	4.094 [104]	2.000 [50.8]	4	2.450 [62.23]	2.900 [73.66]	3.000 [76.2]	190	5767153-5
$\triangle 8$	YES	3.465 [88]	1.500 [38.1]	3	1.950 [49.53]	2.400 [60.96]	2.500 [63.5]	152	5767153-4
$\triangle 8$	YES	2.835 [72]	1.000 [25.4]	2	1.450 [36.83]	1.900 [48.26]	2.000 [50.8]	114	5767153-3
$\triangle 8$	YES	2.205 [56]	.500 [12.7]	1	.950 [24.13]	1.400 [35.56]	1.500 [38.1]	76	5767153-2
$\triangle 8$	YES	1.732 [44]	.000 [0]	0	.450 [11.43]	.900 [22.86]	1.000 [25.4]	38	5767153-1
	VACUUM COVER INCLUDED	F	E	D	C	B	A	NO OF POS	PART NUMBER

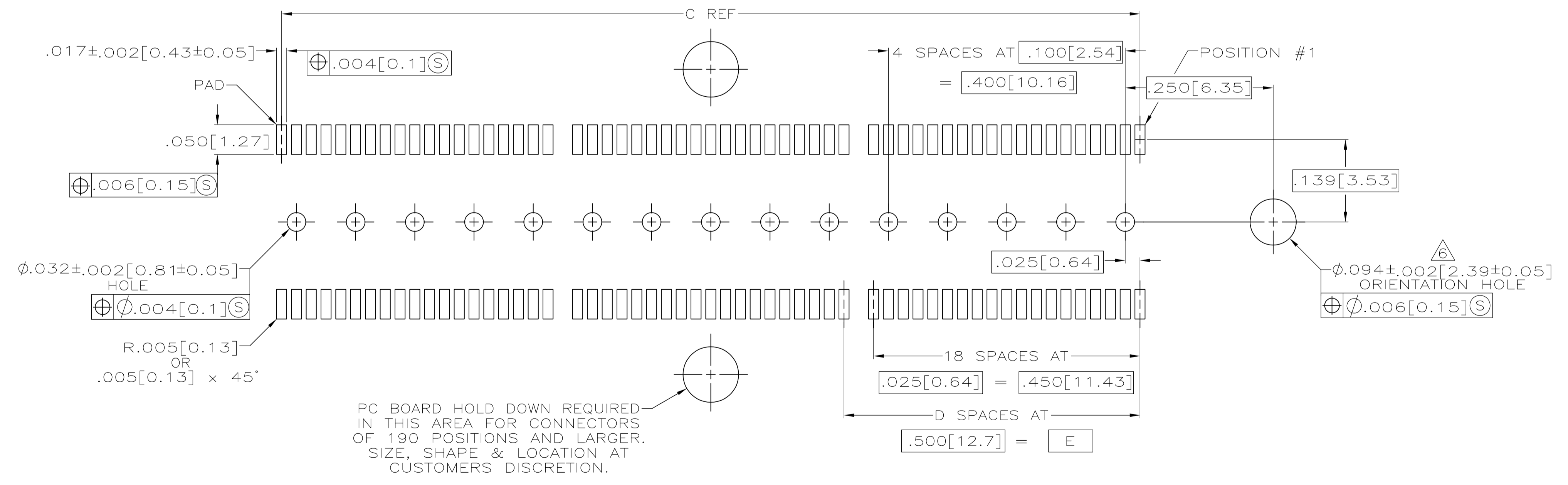
THIS DRAWING IS A CONTROLLED DOCUMENT.

DIMENSIONS: INCHES	TOLERANCES UNLESS OTHERWISE SPECIFIED:	0 PLC ± -	1 PLC ± -	2 PLC ± -	3 PLC ± .005(0.13)	4 PLC ± -	ANGLES ± -
MATERIAL		FINISH		WEIGHT		CUSTOMER DRAWING	

DIBN: A. FERNANDEZ 26 OCT 04
 CHK: D. DIXON 26 OCT 04
 APVD: D. DIXON 26 OCT 04
 NAME: Tyco Electronics Corporation
 Harrisburg, PA 17105-3608
 PRODUCT SPEC: RECEPTACLE ASSEMBLY, .355[9.02]
 108-1422 VERTICAL .025[0.64] CL, GULL WING
 APPLICATION SPEC: LEADS, POCKET TAPE PACKAGED, MICTOR
 SIZE: 114-11004
 WEIGHT: A1 00779 C=5767153
 SCALE: 8:1 SHEET 1 OF 2 REV C1



PACKAGING DETAIL Δ
 SCALE 2:1
 DIMENSIONS ARE FOR REFERENCE



RECOMMENDED PC BOARD LAYOUT
 (VIEWED FROM CONNECTOR SIDE)

THIS DRAWING IS A CONTROLLED DOCUMENT.		DWN A. FERNANDEZ 26 OCT 04 CHK D. DIXON 26 OCT 04 APVD D. DIXON 26 OCT 04	Tyco Electronics Corporation Harrisburg, PA 17105-3608
DIMENSIONS: INCHES 0. PLC ± - 1. PLC ± - 2. PLC ± - 3. PLC ± .005(0.13) 4. PLC ± - ANGLES ± -	TOLERANCES UNLESS OTHERWISE SPECIFIED: 0. PLC ± - 1. PLC ± - 2. PLC ± - 3. PLC ± .005(0.13) 4. PLC ± - ANGLES ± -	NAME RECEPTACLE ASSEMBLY, .355[9.02] VERTICAL, .025[0.64] CL, GULL WING LEADS, POCKET TAPE PACKAGED, MICTOR	SIZE A1 00779 C=5767153
MATERIAL SEE SHEET 1	FINISH -	WEIGHT -	CUSTOMER DRAWING SCALE 8:1 SHEET 2 OF 2 REV C1

单击下面可查看定价，库存，交付和生命周期等信息

[>>TE Connectivity\(泰科\)](#)