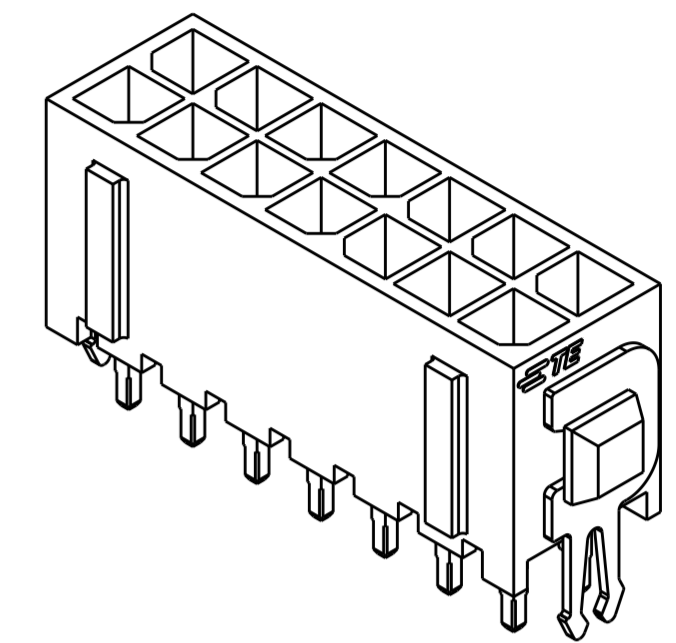
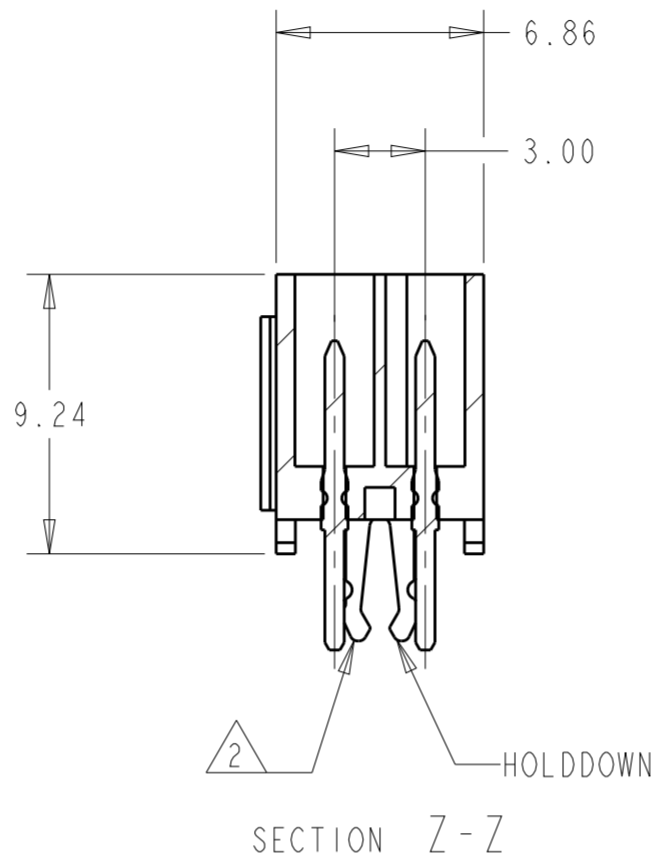
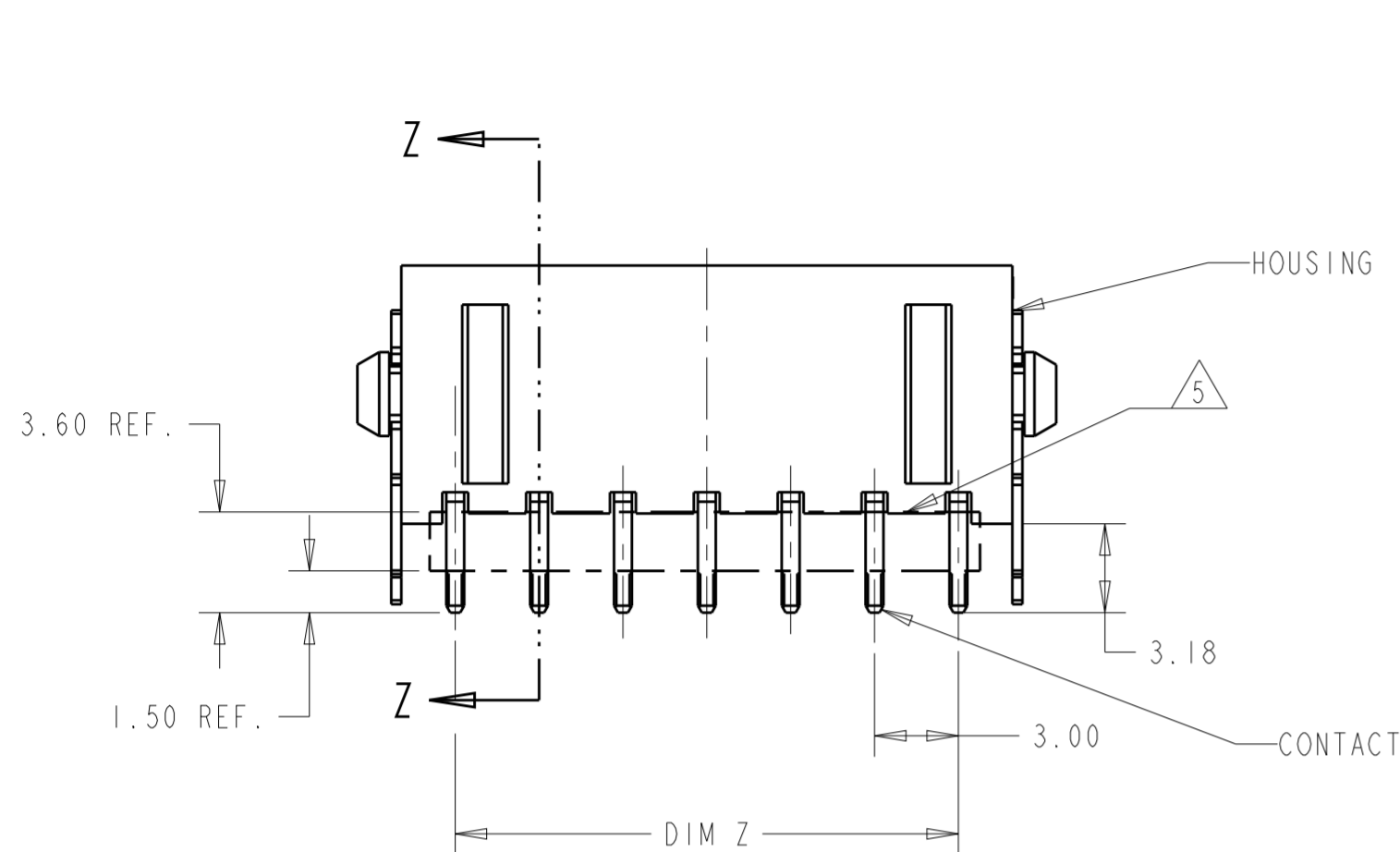
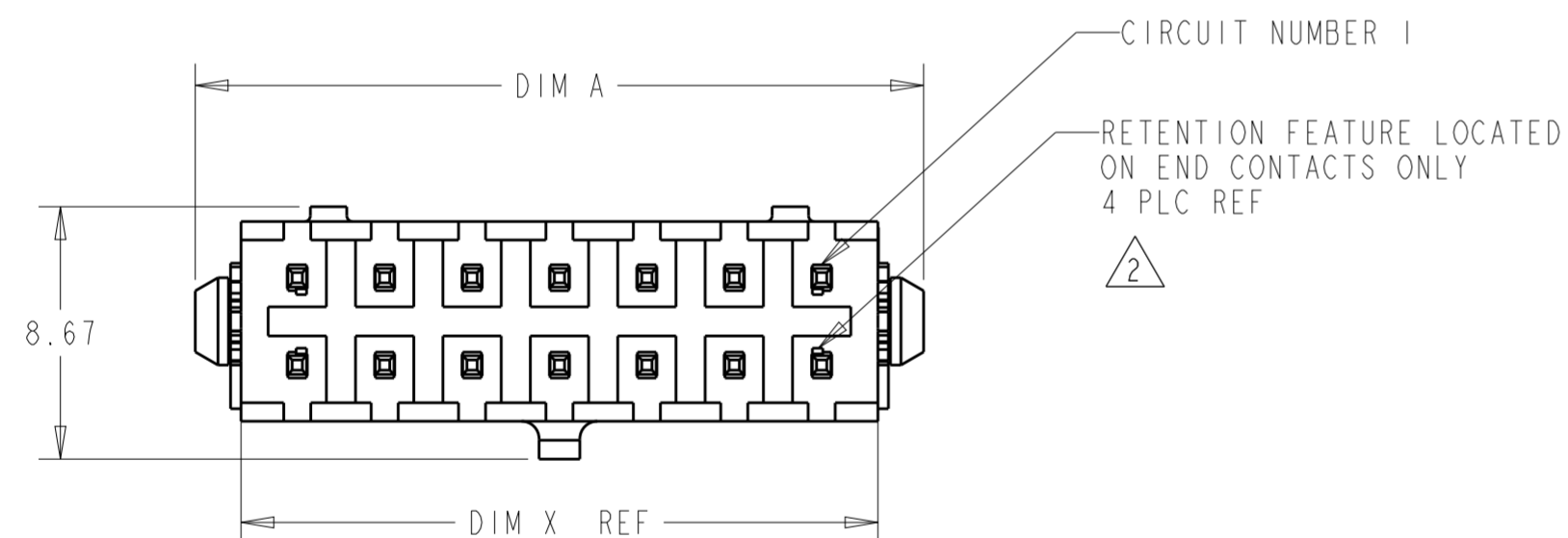


THIS DRAWING IS UNPUBLISHED. RELEASED FOR PUBLICATION  
 © COPYRIGHT 20 BY - ALL RIGHTS RESERVED.

REVISIONS					
P	LTR	DESCRIPTION	DATE	DWN	APVD
F1		REVISED PER ECR-16-011494	27JUN2017	NK	CX
F2		ECO-19-006502	29APR2019	AP	WLS
F3		REVISED PER ECN-20-100556	21OCT2020	WLS	VS
F4		REVISED PER ECN-20-100659	13NOV2020	WLS	VS



- 1 MATERIAL: HOUSING - UL 94V-0 RATED HIGH TEMP. NYLON, COLOR BLACK.  
CONTACT - BRASS.  
HOLD DOWNS - PHOSPHOR BRONZE.
- 2 MAXIMUM INSERTION 30 LBS.
- 3 RECOMMENDED BOARD THICKNESS 1.57.
- 4 FINISH: CONTACT - 0.38µm MINIMUM GOLD ON MATING AREA.  
2.54µm MINIMUM MATTE TIN ON SOLDER TAILS.  
ALL OVER 1.27µm MINIMUM NICKEL.  
HOLDDOWNS - 2.54µm MINIMUM MATTE TIN OVER 1.27 MINIMUM NICKEL .
- 5 CUTTING AREA REGION, NO PLATING IS PRESENT.
- 6 COUNTERPART RECOMMENDED IS PN 794617 (DASH ACCORDING TO NUMBER OF POSITION).
- 7 FOR REELING DIRECTION AND PACKAGING TYPE, SEE SPECIFICATION 114-13000.

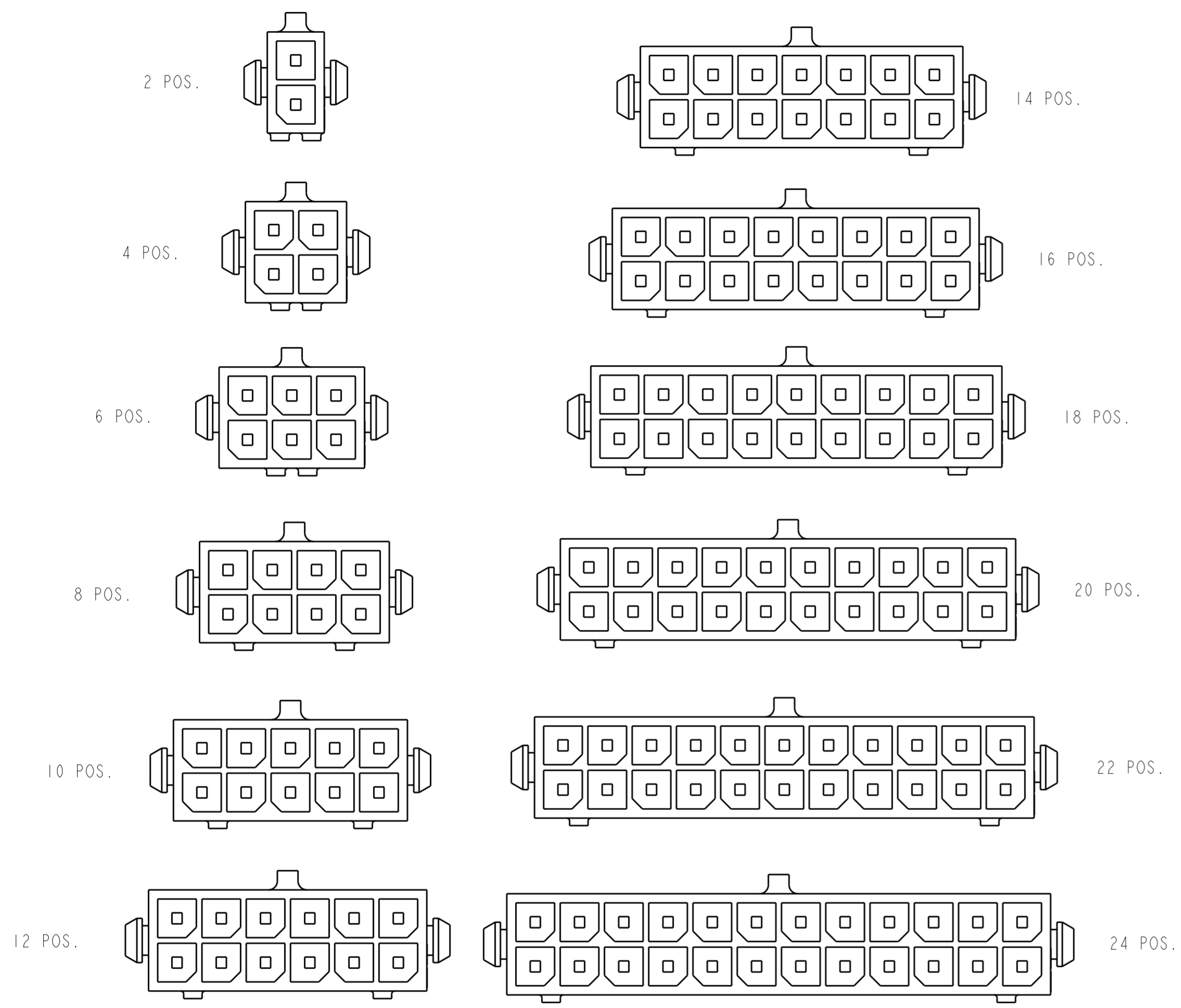


40.00	33.00	37.26	36.86	24	5-794681-4
37.00	30.00	34.26	33.86	22	5-794681-2
34.00	27.00	31.26	30.86	20	5-794681-0
31.00	24.00	28.26	27.86	18	4-794681-8
28.00	21.00	25.26	24.86	16	4-794681-6
25.00	18.00	22.26	21.86	14	4-794681-4
22.00	15.00	19.26	18.86	12	4-794681-2
19.00	12.00	16.26	15.86	10	4-794681-0
16.00	9.00	13.26	12.86	8	3-794681-8
13.00	6.00	10.26	9.86	6	3-794681-6
10.00	3.00	7.26	6.86	4	3-794681-4
7.00	-	4.26	3.86	2	3-794681-2
DIM A	DIM Z	DIM Y	DIM X	NO. OF POSN.	PART NUMBER

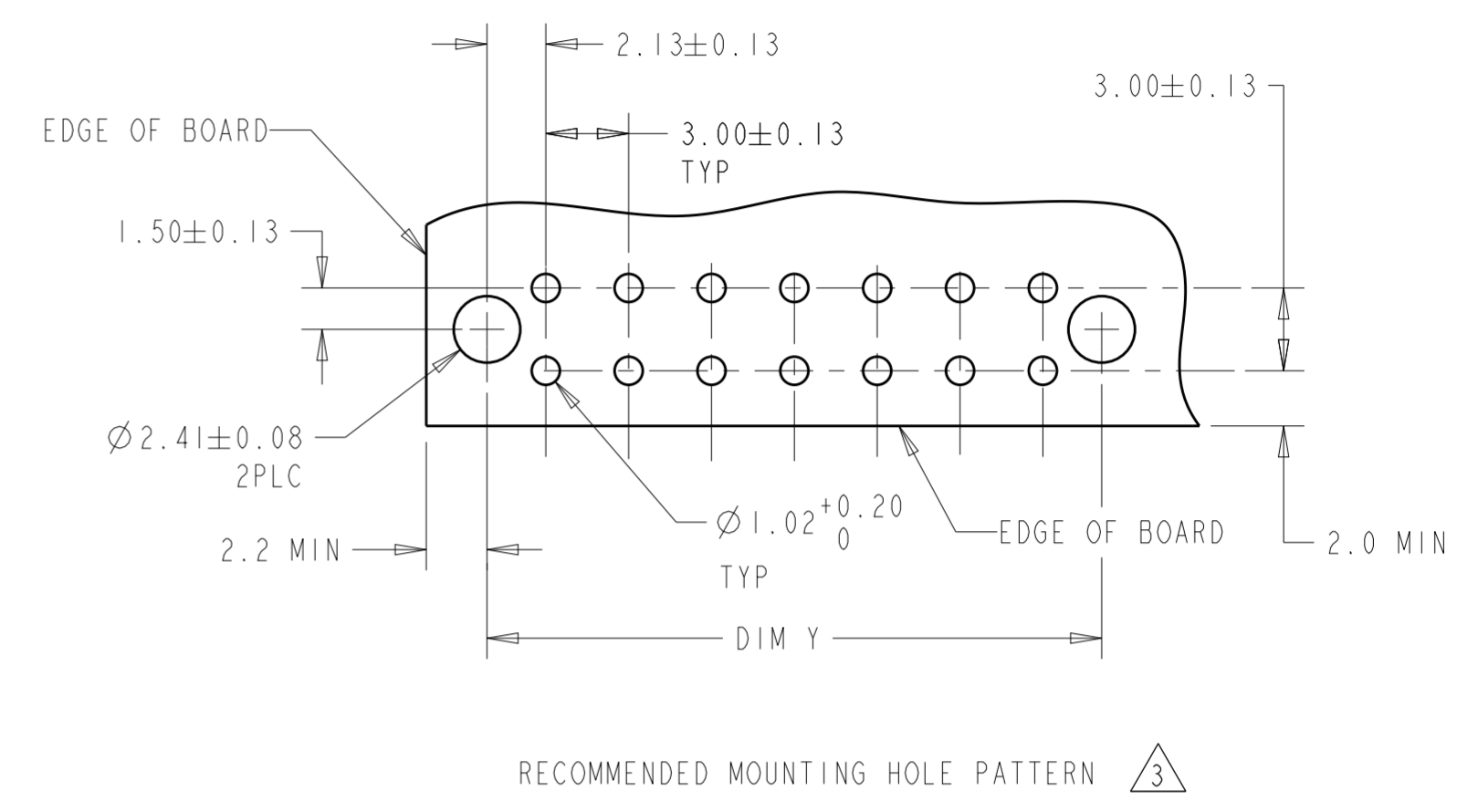
THIS DRAWING IS A CONTROLLED DOCUMENT.		DWN B. HAYMAKER 17AUG99	TE Connectivity VERTICAL HEADER ASSEMBLY, THRU HOLE, 15 GOLD, DUAL ROW, MICRO MATE-N-LOK™		
DIMENSIONS: mm [INCHES]		CHK K. COBLE 17AUG99			
TOLERANCES UNLESS OTHERWISE SPECIFIED:		APVD K. COBLE 17AUG99	PRODUCT SPEC 108-1836	SIZE A2	CAGE CODE 00779
0 PLC ± 1 PLC ± 2 PLC ±0.20 [ .008] 3 PLC ± 4 PLC ±		APPLICATION SPEC 114-13000	DRAWING NO G-794681	RESTRICTED TO -	SCALE 4:1
MATERIAL 1		FINISH 4	WEIGHT -	SHEET 1	OF 2
CUSTOMER DRAWING			REV F4		

THIS DRAWING IS UNPUBLISHED. RELEASED FOR PUBLICATION  
 © COPYRIGHT 20 BY - ALL RIGHTS RESERVED.

REVISIONS				
P	LTR	DESCRIPTION	DATE	APVD
-	-	SEE SHEET 1	-	-



KEYING BY POSITION SIZE



THIS DRAWING IS A CONTROLLED DOCUMENT.		DWN B. HAYMAKER 17AUG99	TE Connectivity	
DIMENSIONS: mm [ INCHES ]		CHK K. COBLE 17AUG99		
TOLERANCES UNLESS OTHERWISE SPECIFIED:		APVD K. COBLE 17AUG99	NAME VERTICAL HEADER ASSEMBLY, THRU HOLE, 15 GOLD, DUAL ROW, MICRO MATE-N-LOK	
0 PLC ± 1 PLC ± 2 PLC ±0.20 [ .008 ] 3 PLC ± 4 PLC ± ANGLES ±1° FINISH -		PRODUCT SPEC 108-1836	SIZE A2	CAGE CODE 00779
MATERIAL -		APPLICATION SPEC 114-13000	DRAWING NO. G-794681	RESTRICTED TO -
-		WEIGHT -	SCALE 4:1 SHEET 2 OF 2 REV F4	
-		CUSTOMER DRAWING		

单击下面可查看定价，库存，交付和生命周期等信息

[>>TE Connectivity\(泰科\)](#)