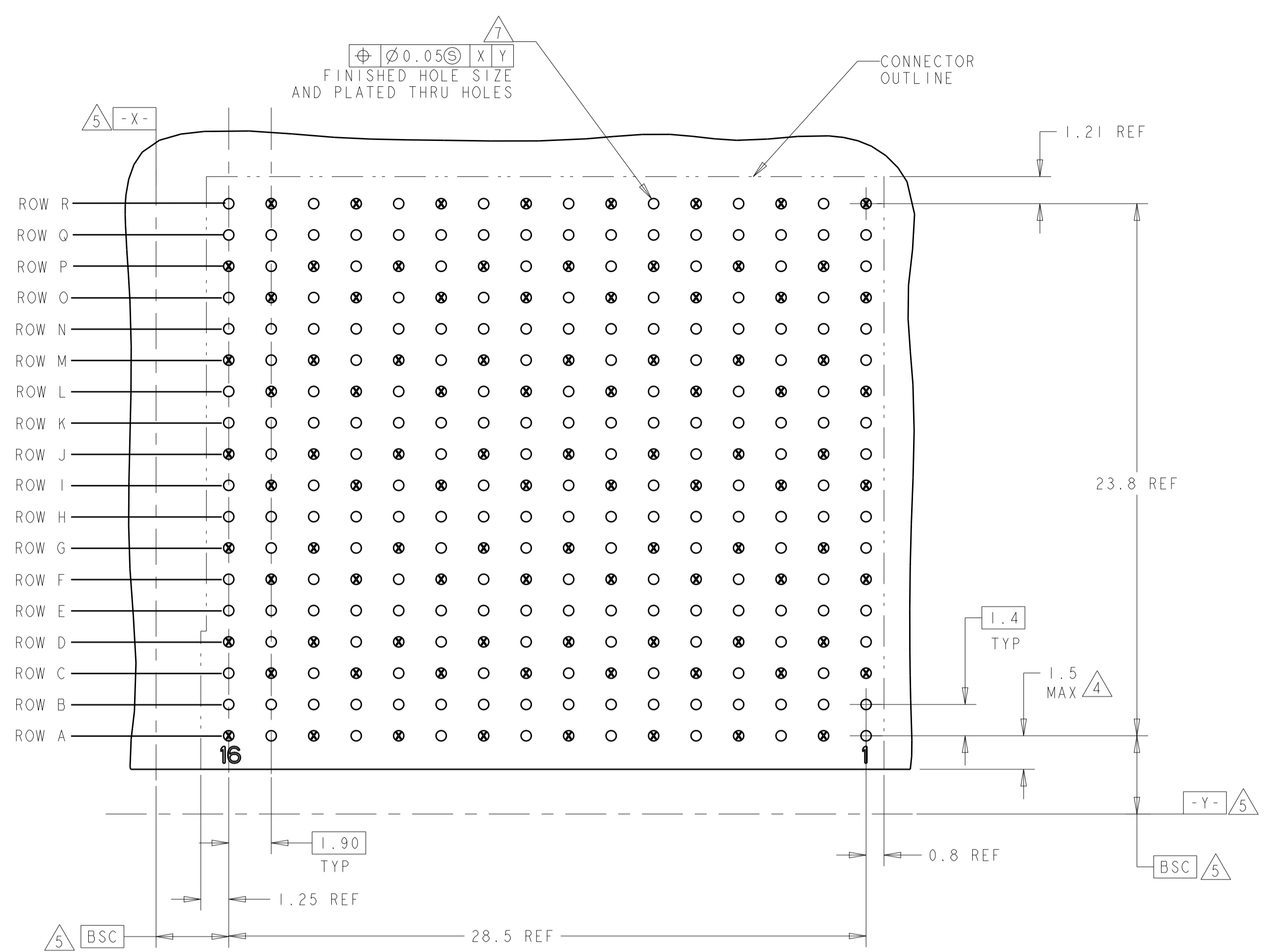
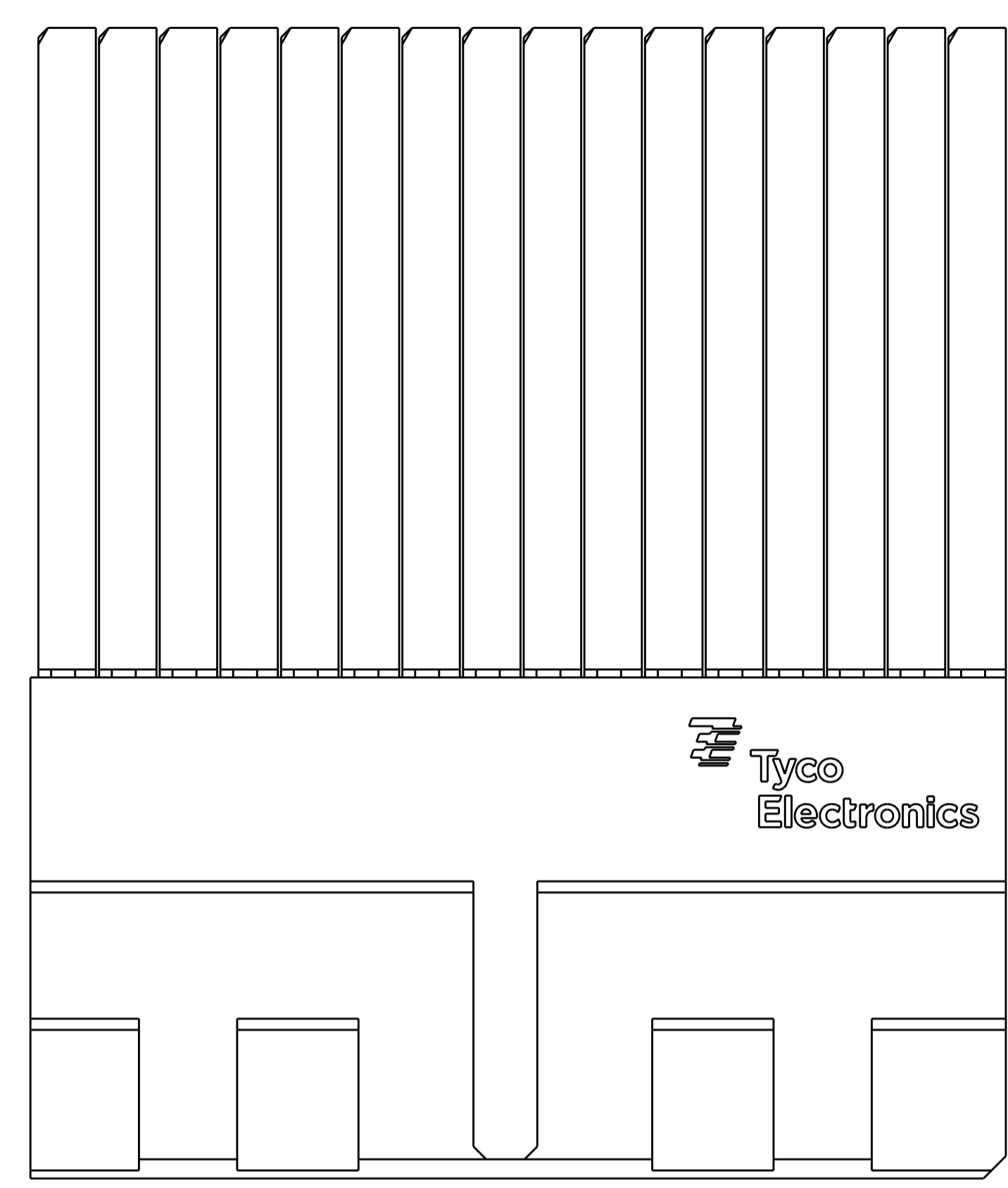


LOC		DIST		REVISIONS			
P	LTN	DESCRIPTION	DATE	DMN	APVD		
C		REVISED PER ECO-13-002771	04MAR2013	KH	RP		

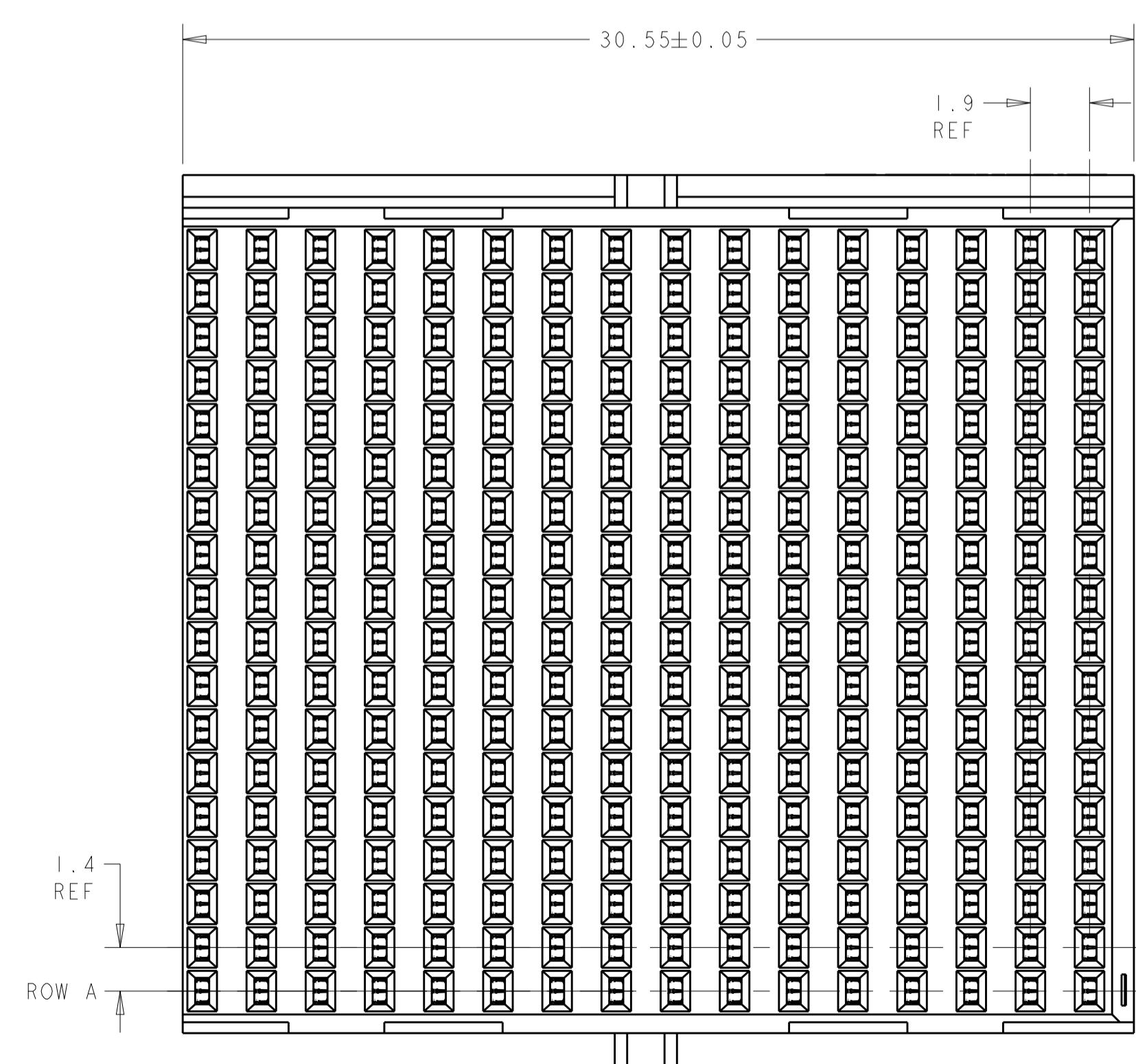
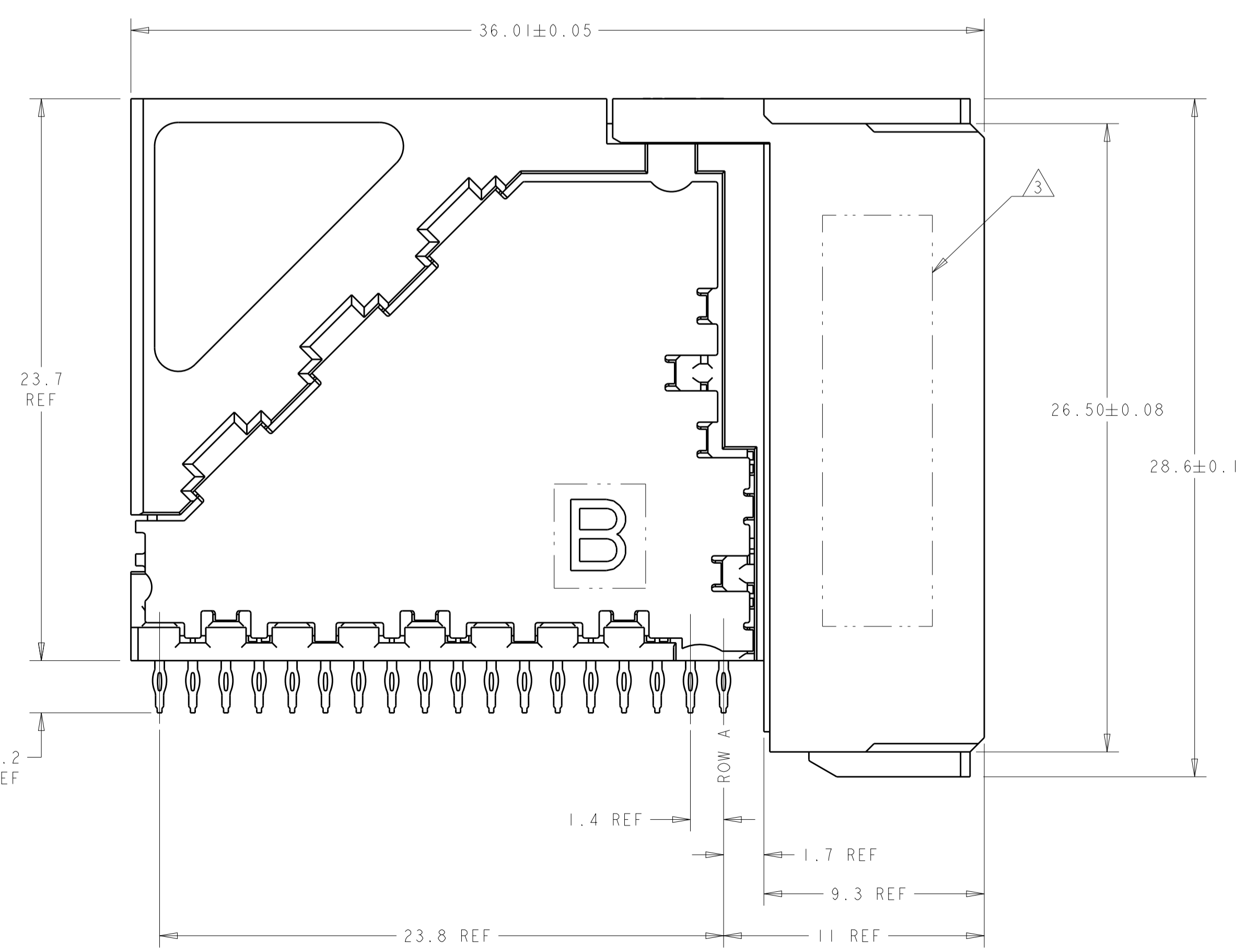


○ = SIGNAL
 ⊗ = GROUND

RECOMMENDED PC BOARD LAYOUT
 DAUGHTER BOARD
 COMPONENT SIDE SHOWN
 SCALE 6:1



- 1 MATERIAL:
CONTACT AND SHIELD - PHOS BRONZE
HOUSING AND CHICKLET - LCP, UL 94V-0, COLOR - BLACK
- 2 FINISH:
CONTACT AREA FINISH CONFORMS TO THE REQUIREMENTS OF TE PRODUCT SPECIFICATION 108-2303; BASED ON TELCORDIA GR-1217-CORE FOR SYSTEM QUALITY LEVEL III APPLICATIONS IN CONTROLLED ENVIRONMENTS (CENTRAL OFFICE).
COMPLIANT PIN AREA- 0.5µm MIN MATTE TIN OVER 1.27µm MIN NICKEL.
SHIELD 1.27µm MIN NICKEL.
- 3 CONNECTOR MARKED ON EITHER SIDE OF HOUSING WITH PART NUMBER, DATE CODE AND STANDARD IN APPROXIMATE AREA SHOWN.
- 4 DIMENSION APPLIES TO CENTERLINE OF THRU HOLE.
- 5 DATUMS AND BASIC DIMENSIONS ESTABLISHED BY CUSTOMER.
- 6 CONTACT AREA LUBRICATED WITH BELLCORE APPROVED LUBRICANT. TECHNICAL REFERENCE: GR-1217-CORE, ISSUE 1, NOVEMBER 1995.
- 7 REFERENCE APPLICATION SPEC 114-13202 FOR RECOMMENDED PLATED THRU HOLE DIAMETER AND PLATING THICKNESSES.
- 8 THE GROUNDS IN EACH COLUMN ARE COMMONED.



1934912-1
 PART NUMBER

THIS DRAWING IS A CONTROLLED DOCUMENT.		DMN S. MAGARO 05MAY2008	TE Connectivity
DIMENSIONS:		CHK W. DAVIS 05MAY2008	
mm	0 PLC ±	APVD R. PATTERSON 27AUG2008	NAME RECEPTACLE ASSEMBLY, 6 PAIR, 16 COLUMN
 ANGLES	1 PLC ± 2 PLC ± 3 PLC ± 4 PLC ±	PRODUCT SPEC APPLICATION SPEC	
MATERIAL	FINISH	WEIGHT	SIZE CAGE CODE DRAWING NO A100779C=1934912
CUSTOMER DRAWING		SCALE 6:1	RESTRICTED TO SHEET 1 OF 1 REV C

单击下面可查看定价，库存，交付和生命周期等信息

[>>TE Connectivity\(泰科\)](#)