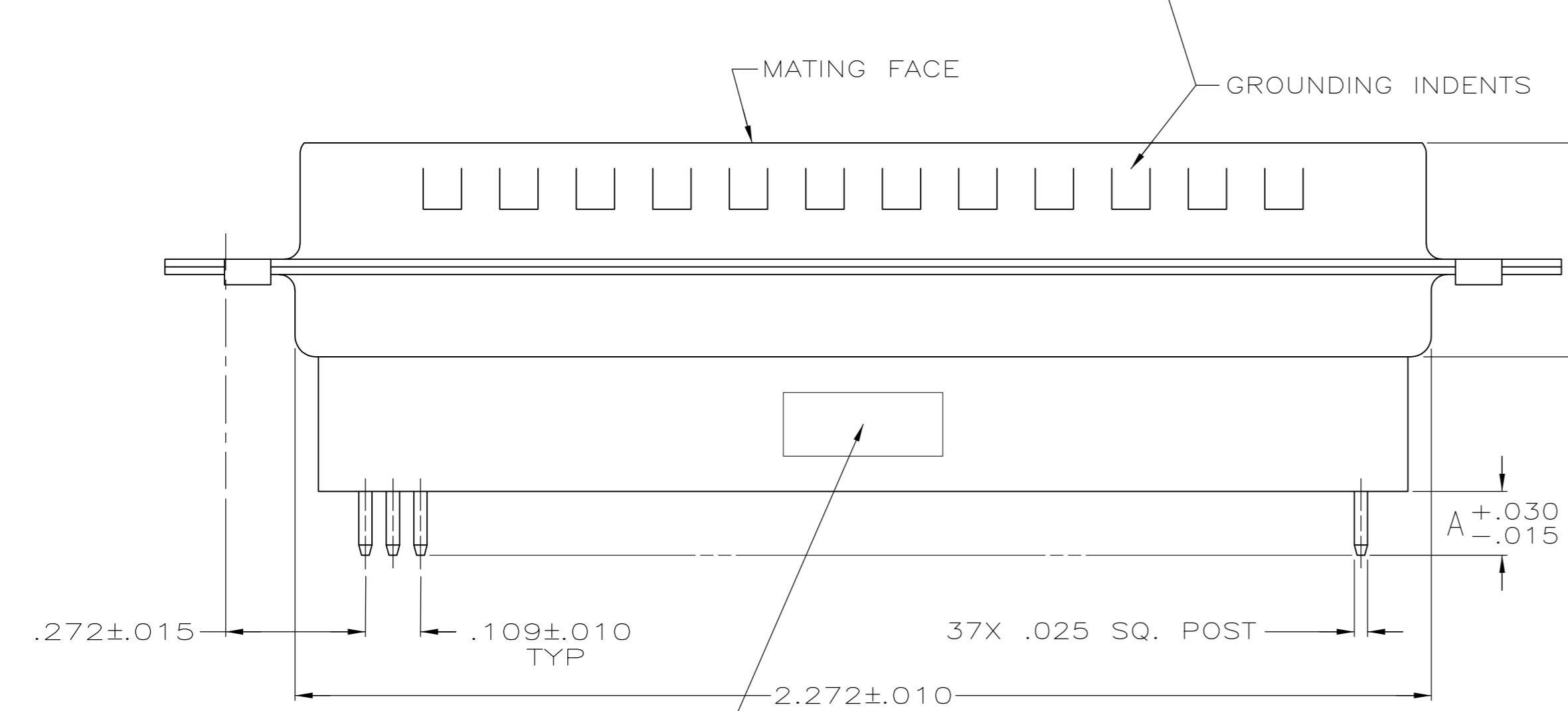
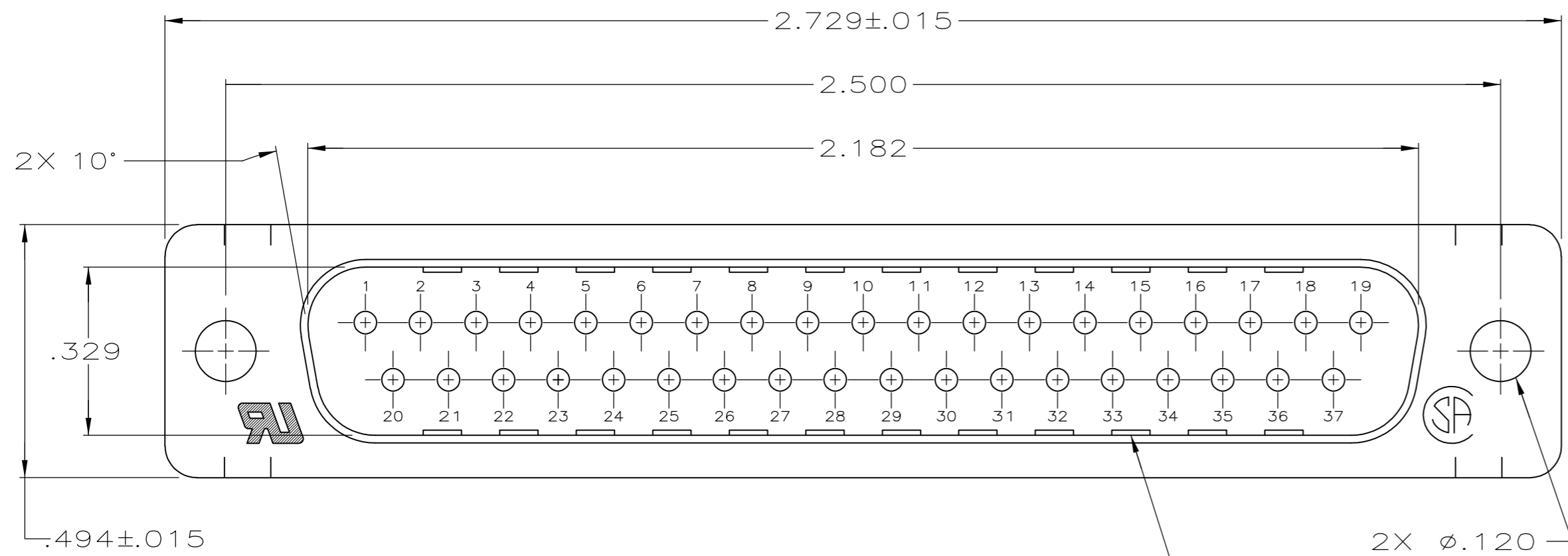
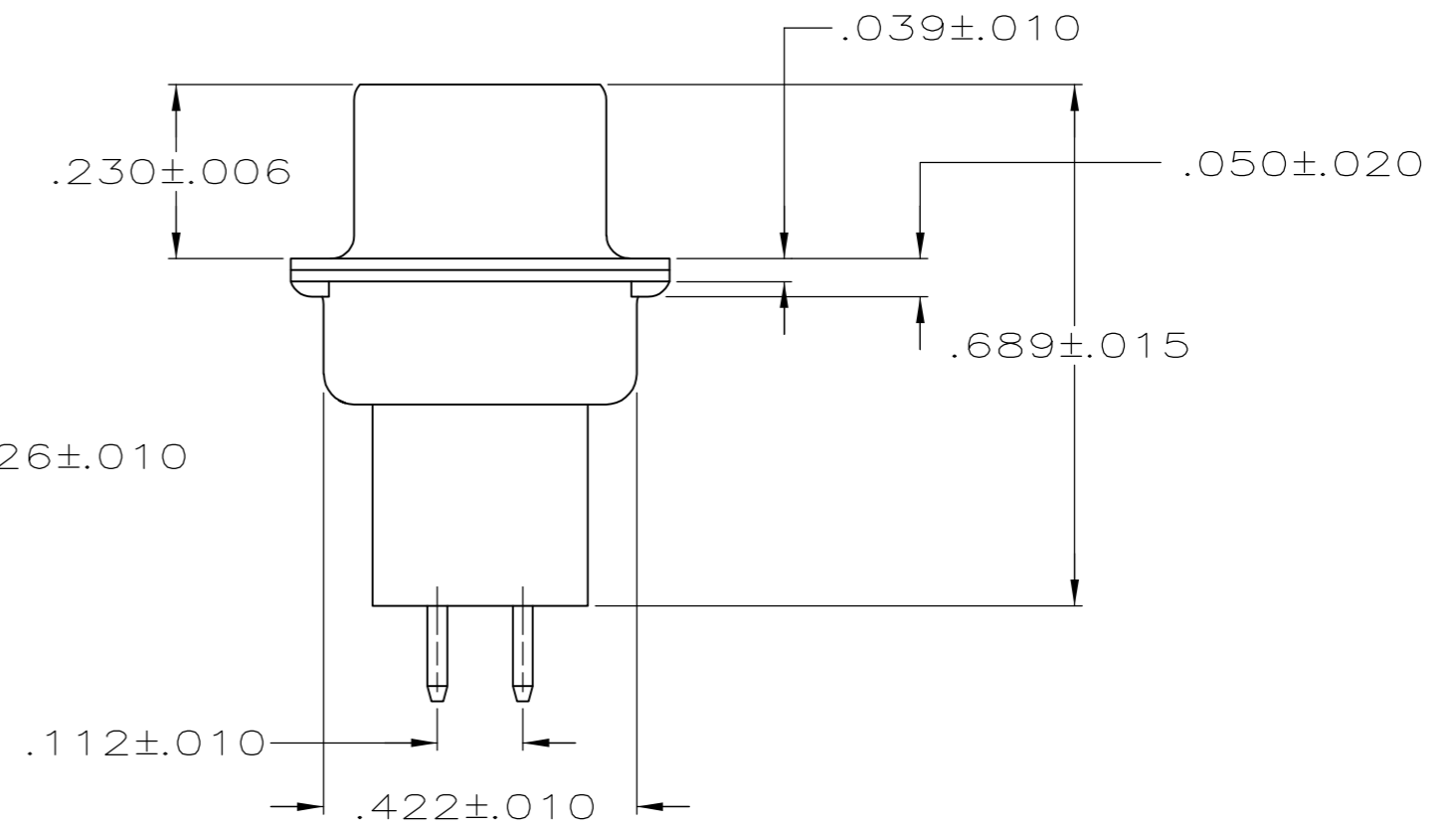


THIS DRAWING IS UNPUBLISHED. RELEASED FOR PUBLICATION
 © COPYRIGHT BY TYCO ELECTRONICS CORPORATION. ALL RIGHTS RESERVED.

LOC		DIST		REVISIONS			
P	LTR	DESCRIPTION	DATE	DWN	APVD		
GP	00						
	J	REVISED PER ECO-10-000073	19FEB2010	CJV	SB		

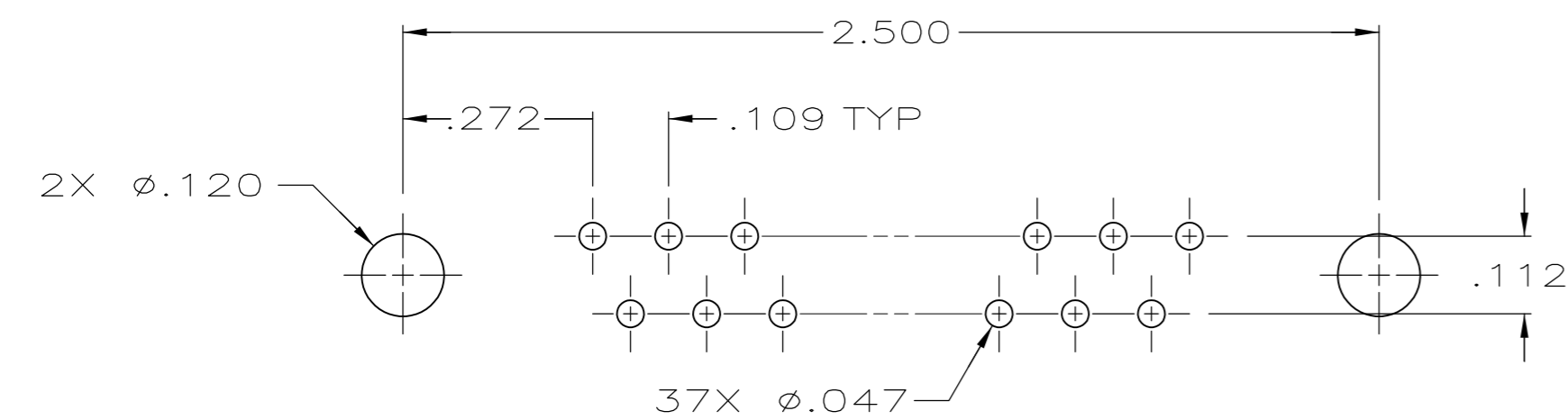


1. NOTE DELETED.
2. MOLDED PARTS: FLAME RETARDANT 94V-0 RATED THERMOPLASTIC; COLOR, BLACK
CONTACT: BRASS
SHELLS: STEEL
3. GOLD FLASH FOR A LENGTH OF .150 MIN FROM MATING END .000100 MIN TIN-LEAD ON OPPOSITE END, ALL OVER 1.27 MIN NICKEL.
4. GOLD PLATED FOR A LENGTH OF .150 FROM MATING END, .000030 MIN GOLD IN MATED AREA, .000100 MIN TIN-LEAD ON OPPOSITE END, ALL OVER .000050 MIN NICKEL.
-OR-
GOLD FLASH OVER PALLADIUM-NICKEL PLATED FOR LENGTH OF .150 MIN FROM MATING END, .000030 MIN TOTAL IN MATED AREA, .000100 MIN TIN-LEAD ON OPPOSITE END, ALL OVER .000050 MIN NICKEL.
5. OBSOLETE.
6. .000200 MIN TIN OVER .000100 MIN COPPER.



"AMP", PART NO. & DATE CODE, STAMPED IN AREA INDICATED, ON FAR SIDE

P.C. BOARD MOUNTING DIMENSIONS



SUPSD BY	CONTACT FINISH	DIMENSION A	PART NUMBER
745413-1	3	.188	745413-8
205714-7	4	.188	745413-7
	5	.651	745413-6
	5	.651	745413-5
	5	.427	745413-4
	5	.427	745413-3
745413-1	3	.125	745413-2
	4	.125	745413-1

THIS DRAWING IS A CONTROLLED DOCUMENT.		DWN J.GERACE 10-25-83	Tyco Electronics Corporation Harrisburg, PA 17105-3608	
DIMENSIONS: INCHES		CHK J.GERACE 10-25-83	Tyco Electronics	
TOLERANCES UNLESS OTHERWISE SPECIFIED:		APVD B. TAYLOR 1-04-84	NAME	
0 PLC ± -	1 PLC ± -	PRODUCT SPEC	PLUG ASSEMBLY, SIZE 4, 37 POSN, VERTICAL, .025 SQ. POSTS, W/ GROUNDING INDENTS, AMPLIMITE™HDP	
2 PLC ± -	3 PLC ± .005	APPLICATION SPEC	SIZE	CAGE CODE
4 PLC ± -	ANGLES ± 2°	114-40013	A2	00779
FINISH		WEIGHT	SCALE	SHEET
SHELLS: 6		-	NTS	1 of 1
CONTACTS: SEE TABLE		CUSTOMER DRAWING	SCALE	REV
				J

单击下面可查看定价，库存，交付和生命周期等信息

[>>TE Connectivity\(泰科\)](#)